

CMT ORANGE TOOLS®


THE WIDEST TOOLING RANGE

CATALOGUE ENGLISH EDITION 2018


Saw Blades



Jig Saw Blades



Sabre Saw Blades



Tools for Multi-Cutters



Tools with Bore & Knives



Router Bits & Sets



CNC Router Cutters & Chucks




Industrial Dowel Drills



Bits for Hand Power Tools



Hole Saws



Power Tools



Accessories



Welcome to the 2018 catalogue

Dear Customer,

Thank you for your interest in CMT products.

Take a moment to browse our new catalogue and choose from an even wider range of innovative and state-of-the-art woodworking tools, from router bits, saw blades, jig and sabre saw blades, hole saws, and boring bits to oscillating tools, CNC cutters, cutter heads, chucks, power tools, and so much more!

A detailed list of spare parts on each product category is also provided to guide you through your purchase.

We continually strive to develop our technical know-how and make significant investments in research and development, but our greatest priority is customer care.

A satisfied customer is worth more than any other achievement; therefore, each page of this catalogue contains CMT's highest commitment to the professional woodworker.

Should you not find a product that suits your needs, please let us know.

Our highly skilled engineers and design technicians are always keen to assist you with your woodworking operations.

Thank you for your interest in CMT Orange Tools.



Your CMT Team



www.cmtorangetools.com

Join us on our  channel

Find us on 



Youtube: CMT Orange Tools


Facebook: CMT Orange Tools

Abbreviations

A	= Cutting angle	L	= Overall length
α	= Hook angle	L₁	= Working length
ATB	= Alternate top bevel grind	LB	= Adjusting length
B	= Bore diameter	LH	= Left-hand rotation
β	= Type of grind	MATB	= Alternate top bevel with chamfer grind
COMBI3	= Pin-Hole 2/7/42 + 2/9/46,4 + 2/10/60	MTCG	= Triple chip grind (trapezoidal) with chamfer
COMBI5	= Pin-Hole 2/7/110 + 2/8,4/130 + 2/14/110 + 4/9/100 + 4/19/120	mm	= Millimeters
COMBI7	= Pin-Hole 2/10/80 + 1/11/85 + 2/11/115 + 2/11/148 + 2/14/100 + 2/14/125 + 2/19/120	P	= Plate thickness
d	= Small cutting diameter	Pack Qty.	= Dispatch package quantity
D	= Diameter	PTFE	= Non-stick industrial coating, black and orange
D₂	= Overall diameter	R, R₁	= Radius
D₃	= For shank diameter	RH	= Right-hand rotation
\emptyset	= Diameter	RPM	= Round per minute
FFT	= Flat flat trapezoidal	S, S₁	= Shank diameter
FTG	= Flat top grind	T₁	= Thickness / Maximum joint thickness
FWF	= Flat with alternate chamfer	TCG	= Triple chip grind (trapezoidal)
H	= Cutting depth	TS	= Tooth spacing
HDF	= Hollow ground teeth	TPI	= Teeth per inch
I	= Cutting length	V	= Spurs
I₁	= Short cutting length	W	= Width
K	= Kerf thickness	Z	= Number of teeth
		\square	= On request
		\bullet	= Solid tungsten carbide

THE RIGHT TOOLS FOR THE BEST RESULTS!

Quick reference charts and pictograms help you choose the right tools for your application.



	SAW BLADES	JIG SAW BLADES	SABRE SAW BLADES	MULTI-CUTTERS	HOLE SAWS
WOOD					CARBIDE
WOOD & METAL		✓	✓	✓	
METAL					BI-METAL
ALUMINIUM					
MULTI-MATERIAL					
PLASTIC					
MASONRY					DIAMOND
SPECIAL					



SAW BLADES

5~50



JIG SAW BLADES

51~57



SABRE SAW BLADES

58~68



TOOLS FOR MULTI-CUTTERS

69~91



TOOLS WITH BORE & KNIVES

93~136



ROUTER BITS & SET

137~232



CNC ROUTER CUTTERS & CHUCKS

233~274



INDUSTRIAL DOWEL DRILLS

275~300



BITS FOR HAND POWER TOOLS

301~319



HOLE SAWS

320~332



POWER TOOLS, JIGS & ACCESSORIES

333~364



DISPLAY CABINETS

365~375



SPARE PARTS

376~380

SINCE 1962 - MADE IN ITALY THEN, STILL MADE IN ITALY TODAY

By now, the story has been told. After over 50 years of success and quality in manufacturing woodworking tools - orange woodworking tools, to be precise - word just sort of gets around. We have grown and we have changed, but one thing still remains the same: our commitment to making only the highest quality woodworking tools.



Pesaro, Italy



Greensboro, United States



Valencia, Spain

OUR CHANNELS

www.cmtorangetools.com



Join us on our **YouTube** channel



Youtube: **CMT Orange Tools**

Find us on



Facebook: **CMT Orange Tools**

OUR TOOLS So, what does it take to make a CMT tool? Like all things of quality, it's not only what you do but how you do it. And anyone who works wood knows that you get out of a piece only what you put into it, and it is no different when manufacturing a tool. You choose your designs and materials carefully and you work using all of your skill and know-how. You'll be happy to know that's what we do at CMT too.

DESIGN

Everything starts with a clear idea and having the potential to express it. We have both. At CMT, our technical department uses the best of both worlds - computer technology and hands-on experience - to engineer and design each tool so that it performs flawlessly each time you use it, and to guarantee that you'll be using it for a long, long time.

MATERIALS


Turning a design into a finished product means finding the right material that will do the job and that lives up to the specifications set out in the design - quality performance from the final product depends on it. When it comes to selecting raw materials, we don't cut corners. At CMT, we know that high quality tools come only from high quality raw materials, so we use only solid bar stock steel and specially formulated micrograin carbide to manufacture our bits and blades.

MANUFACTURING

Like we said, it's not just what you do but how you do it. Over the years we have continuously invested in the latest technology in CNC machining equipment and innovative software to manufacture our tools. The result is that now our entire manufacturing process, from turning and milling the steel shanks to brazing and sharpening the carbide cutting tips, is completely automated. And since a machine is only as intelligent as the person using it, everything is operated by specifically trained operators.

THE FINAL TOUCH

A tool simply wouldn't be a CMT tool if it didn't have the trademark orange color non-stick PTFE coating on it. This unique industrial-strength surface coating is designed to withstand the physical stresses the tool undergoes during use while protecting it from residue build-up and burning. And we really like the orange color too.



QUALITY CONTROL

Nobody's perfect, but we're trying. CMT uses rigorous quality control programs and equipment to ensure that each bit has been manufactured with precision and accuracy and that it will give the long-lasting performance you expect from a CMT orange tool. CMT is in the process of adopting the directives set out in ISO 9001 which will give SPC quality control by an independent party under the Common Market Directives ISO 9001. Quality control is the final step of the production process, but it's just as important as the first.

WE RECYCLE

The water used during production must be pure and free from contaminants or hard minerals like iron or calcium which can build up and damage the machinery. CMT filters and purifies its water using a reverse osmosis system located inside the plant. Also the oil used in grinding and machining our tools must be clean and absolutely free of contaminants. Clean oil, after enough use, gets dirty, so we filter and reprocess dirty oil on the premises. This is our way of guaranteeing the quality of the oil we use, as well as contributing to help protect the environment. CMT is also committed to ensuring that packaging design is reusable and recyclable.

OUR TRADEMARK COLOR ORANGE

As the story goes, we began small. We also put orange color surface coating on our tools, then we put our tools on the market and soon our orange tools were all over the world. Now, any woodworker anywhere in the world can tell you that orange tools means CMT, and that CMT means quality. Here at CMT we know we produce quality. You should too. That's why we have trademarked the color orange on woodworking tools - it's your guarantee that you are getting a genuine high-quality CMT product.



Loading the automated multi-axis CNC sharpening machines.



Fully automated assembly and marking.



SAW BLADES



PRODUCTS	PAGE
Multi-Rip Saw Blades	9~11
Building Contractors Saw Blades	11
Universal Saw Blades	12~14
Saw Blades for Melamine & Laminated	15~19
Multi-Material Saw Blades	20-21
DP Saw Blades & Scoring	22
Scoring Saw Blades	23-24
Panel Sizing Saw Blades	25
Saw Blades for Aluminium & Non-Ferrous Materials	26-27
Saw Blades for Metal & Special Materials	28-29
ITK Plus® Saw Blades	30~32
DP Saw Blades for Ultra-Hard Materials	33
Saw Blades for Portable Machines	33~35
CMT Contractor Tools® Saw Blades	36
Grooving Saw Blades	37~39
Saw Blade Accessories	40
Saw Blade Index	41~48
Portable Machine Index	49-50



HOW WE PRODUCE OUR HIGH QUALITY BLADES

CMT stands for quality, which means we put quality into everything we do. It only makes sense. At CMT we figure that if our router bits are going to be top quality, high-performance and orange, then our saw blades should be too. And to do that, we simply follow the same guidelines for our blades that we do for our bits: we start with a solid design, use only the best materials and manufacture with skill and care. And of course, make sure they are trademark orange.



DESIGN

The simplicity of a circular saw blade design is in reality a complexity of technical considerations. Each blade has to make a certain type of cut, and this requires careful analysis of hook and grind angles, gullet designs, to location of sound dampening slots and the thickness of the blade - just to name a few. So in order for us to get the best design for our blades - and for you to get the best performance from them - we use the same method that we use to engineer our router bits: we combine the knowledgeable minds and experience of our technical department and the latest computer technology. The result is a superior blade that has some rather special "standard" features:

Anti-vibration Design. The anti-vibration cuts in the blade do exactly what their name implies: they are the anti in anti-vibration. This translates into less chattering during cutting and consequently it lengthens the life of the blade. Anti-vibration also means a flawless cut, so stabilizers and scoring blades are no longer necessary.

Expansion Slots. These little hook-shaped cuts in the blade help to reduce noise while regulating the expansion and contraction of the blade as it generates heat during cutting operations.



MATERIALS

When it comes down to it, saw blades are much like router bits - it's just two components: steel and carbide. So in selecting the raw materials, we are every bit as picky with our saw blades as we are with our router bits. Besides, why mess with a winning formula like superior steel and tungsten carbide?

Steel. It's the heart of the blade, so CMT uses only the finest steel available: super 42-44 Rockwell hardness steel.

Carbide. The cutting tips of every CMT blade are made from the best grades of micrograin carbide.

MANUFACTURING

CMT saw blades are machined on automated CNC machines, from start to finish. The advanced technology and precision of these machines ensures uniform quality on every blade while giving us the possibility to carry out more efficient quality controls.

Laser Cutting. The steel plate of the blade is laser cut, NEVER die cut, from superior strength steel. This way of cutting steel is not only extremely precise but it makes it possible to cut harder strengths of steel and does not stress the plate while cutting, so the resulting blade is flat and true and more resistant to warping.

Grinding & Tensioning. After it has been cut, the blade is polished and tensioned, the evidence of which can be seen in the superior finish and a tension ring that are visible on the blade. Then the central bore is ground to a smooth finish so that the blade will fit precisely on the saw arbor and will have perfect concentricity during rotation. The seats for the carbide teeth are also ground, making sure that the carbide tips fit perfectly, providing the right conditions for making a secure braze.



Silver-Copper-Silver Sandwich Brazing. Once again, experience has been a good teacher. Automated brazing with a special silver-copper-silver “sandwich” brazing compound yields excellent results and reduces the chances of failed welds. In addition, this combination of metals is critical during brazing because as the steel body and the carbide tipped teeth are heated and cooled, they expand and contract at different rates.

The copper layer acts as a buffer and keeps the carbide from cracking during cool down shrinkage.

When woodworking, the copper provides flexibility and resistance to impact which in turn protects the carbide tips and steel shoulders when cutting through harder substances or knots in the wood.

Specially Formulated Carbide Tips. What is true for router bit carbide tips is also true for the carbide tips on saw blades: what’s good for one type of blade may not be good for another.

At CMT, we have studied carbide formulas and their impact on blade performance and have developed specially formulated carbide tips to match each blade’s application. Larger blades require an extra-fine harder carbide that holds its edge and resharpens easily, while smaller blades need a special carbide that can withstand the occasional nail or imperfections that often occur in construction work.

For each blade and each use, there is carbide made especially for it.

Sharpening & Laser Marking. The final step is sharpening the micrograin carbide teeth. During the sharpening phase, each angle is ground to razor-sharp precision - down to the Milacron - on multi-axis CNC machines.

We also laser mark our blades so you have all the details about the blade type and its uses, right there on the blade.

















Quality Control. We always manually check the quality of our blades at each step of the manufacturing process. However, now we also use a fully automatic measuring process that measures every dimension of the blades without actually coming into contact with it.



CMT’s fully automatic measuring system.

Packaging & Instructions. CMT blades are packed and protected for shipping, display and storage in either a sturdy cardboard box or in a patented heavy duty HDPE plastic case that’s as durable as our tools. Illustrated instructions for resharpening are included with your CMT blade so that you have all the details you need to keep the blade sharp, which will also help you extend the life of the blade.



BLADE RANGE	ORANGE CHROME®	INDUSTRIAL / XTREME	ITK PLUS®	CONTRACTOR®
PERFORMANCE	SUPERIOR ★★★★★	BEST ★★★★★	BETTER ★★★	GOOD ★★
DESCRIPTION	<p>Designed for professional woodworkers who require high precision and durability from their saw blades. Special chrome carbide reduces tooth abrasion, whereas the chrome plated body protects against rust, corrosion and guarantees long-lasting performance.</p> 	<p>Designed for fine woodworkers, finish carpenters, construction and industrial users who run their blades all day long demanding ultimate precision and extended life, while conquering the most challenging applications.</p> 	<p>Designed for the professional contractor and remodeler, CMT's ITK Plus delivers a clean, fast, effortless cut through wood and wood composite material. The features of the ITK Plus line offer great price-performance balance which means greater value.</p> 	<p>Designed for the contractor and remodeler CMT's Contractor thin-kerf blade line delivers solid performance at a very economical price. Ideal for any construction projects that require cutting wood and wood composite material.</p> 
USER	Professional Woodworker	Professional	Contractor & Remodeler	Contractor & Remodeler
USAGE	Run All Day	Run All Day	Daily Use	Daily Use
PRICE POINT	Premium	Premium	Mid	Value
MATERIALS	Wood, plywood, OSB, laminate, melamine, mouldings, MDF.	Wood, Wood with nails, Plywood, OSB, Laminate, Melamine, MDF, Non-Ferrous, Metals, Stainless Steel, Plastics, Fiberglass, Solid Surface.	Wood, Composite Decking, Plywood, OSB, Laminate, Melamine, MDF, Fibercement.	Wood, Composite Decking, Plywood, OSB, Laminate, Melamine, MDF.
STEEL PLATE	LASER-CUT PREMIUM QUALITY STEEL PLATE Made of 46-48 HRC precision German steel which is laser-cut to provide tighter tolerances ensuring longer life and more accurate cuts.	LASER-CUT PREMIUM QUALITY STEEL PLATE Made of 46-48 HRC precision German steel which is laser-cut to provide tighter tolerances ensuring longer life and more accurate cuts.	HEAVY-DUTY LASER-CUT PLATE Made of a thin & strong plate, laser cut from the finest steel which is then hardened to 44 HRC ensuring longer life and precision cutting.	HEAVY-DUTY STAMPED DIE CUT PLATE Made of a thin & strong plate cut from the finest steel which is then hardened to 44 HRC ensuring longer life and precision cutting.
CARBIDE TEETH	 <p>INDUSTRIAL CHROMIUM MICROGRAIN CARBIDE Cutting teeth are made from a specially formulated chromium micrograin carbide which stays sharper longer by reducing cutting edge abrasion, improving cut quality and tool life.</p>	 <p>INDUSTRIAL CHROMIUM MICROGRAIN CARBIDE Special formulated chromium micrograin carbide which stays sharper longer by reducing cutting edge abrasion, improving cut quality and tool life.</p>	 <p>INDUSTRIAL SINTERHIP HI-DENSITY CARBIDE The new process SinterHIP (high temperature 1025°C and high pressure 105 bar) creates a porosity-free and Hi-Density carbide which provides a longer cutting life than traditional carbide.</p>	 <p>LONG LASTING CONSTRUCTION GRADE CARBIDE A specially formulated construction grade carbide which promises longer cutting life and greater resistance to impact.</p>
KERF	THICK	FULL KERF	THIN-KERF	THIN-KERF
BRAZING	 <p>TRI-METAL BRAZING The Silver-Copper-Silver tri-metal brazing process lets the teeth withstand severe impact caused by cutting harder wood and composite material.</p>	 <p>TRI-METAL BRAZING The Silver-Copper-Silver tri-metal brazing process lets the teeth withstand severe impact caused by cutting harder wood and composite material.</p>	<p>SILVER BRAZING The silver brazing process lets the teeth withstand the standard impact caused by cutting soft wood and composite material.</p>	<p>SILVER BRAZING The silver brazing process lets the teeth withstand the standard impact caused by cutting soft wood and composite material.</p>
COATING	 <p>CHROME COATING Blade plate is covered with a chrome layer to protect your tool against corrosion and rust, guaranteeing longer tool life.</p>	<p>HARD LACQUER Protects against corrosion and rust.</p>	 <p>NON-STICK ORANGE SHIELD COATING Keeps the blade running cool, reduces pitch build up and protects against corrosion. Ideal for all types of wood including wet lumber.</p>	<p>HARD LACQUER Protects against corrosion and rust.</p>
EXPANSION SLOTS	 <p>LASER-CUT HEAT EXPANSION SLOTS Engineered to allow the blade to expand when heat build-up occurs from use, preventing blade warping.</p>	<p>LASER-CUT HEAT EXPANSION SLOTS Are engineered to allow the blade to expand when heat build-up occurs from use, preventing blade warping.</p>	<p>LASER-CUT HEAT EXPANSION SLOTS Engineered to allow blade expansion when heat build-up occurs from use, preventing blade warping.</p>	<p>HEAT EXPANSION SLOTS Engineered to allow blade expansion when heat build-up occurs from use, preventing blade warping.</p>
SOUND DAMPENING CHANNELS	<p>LASER-CUT SLOTS FILLED WITH SOUND-DAMPENING MATERIAL Slots are filled with polyurethane to reduce vibrations and noise (10% less than standard saw blades), improving cut quality and blade life.</p>	<p>LASER-CUT SOUND-DAMPENING CHANNELS Specifically designed to dampen running noise and control wobbling caused by unwanted harmonic vibration.</p>	<p>LASER-CUT SOUND-DAMPENING CHANNELS Specifically designed to dampen running noise and control wobbling caused by unwanted harmonic vibration.</p>	✗
TENSIONING RINGS	<p>TENSIONING RING A visible tensioning ring on the blade body provides stability during cut and perfect concentricity during rotation.</p>	<p>TENSIONING RING A visible tensioning ring on the blade body provides stability during cut and perfect concentricity during rotation.</p>	✗	✗
SHARPENING	 <p>PRECISION MIRROR FINISH SHARPENING Each tooth is ground to razor sharp precision on a multi-axis CNC machine which creates perfect edge angle, guaranteeing extra-clean cuts and extended life. Featuring less than 0.25 µm Rmax in edge roughness.</p>	 <p>PRECISION MIRROR FINISH SHARPENING Each tooth is ground to razor sharp precision on a multi-axis CNC machine which creates perfect edge angles, guaranteeing extra-clean cuts and extended life. Featuring less than 0.25 µm Rmax in edge roughness.</p>	 <p>SHEAR ANGLE SHARPENING The shear angle grind on the front face of the teeth allows for smoother cutting, while reducing the required cutting force thereby improving cutting speed and setting a new standard for performance.</p>	<p>STANDARD SHARPENING Each tooth is sharpened and carefully inspected to guarantee cleaner cuts and longer life.</p>

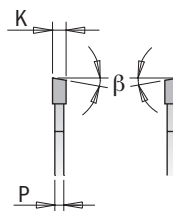
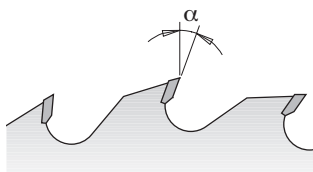
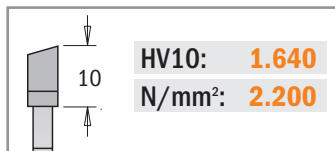


279

APPLICATION: for rip cutting where the rakers prevent contact between the steel plate body and the material in use.

MACHINES: multi-rip machines with one or two shafts.

MATERIAL: (wet or dry) soft and hardwood.



D mm	B mm	KEY WAY	PIN HOLE	Z	K mm	P mm	T mm	α	β	PACK QTY.	ORDER NO.
250	30		COMBI3	20+4	3,2	2,2	65	18°	10° ATB	1	279.020.10M
250	70	21 x 5		20+4	3,2	2,2	65	18°	10° ATB	1	279.020.10V
250	80	13 x 5		20+4	3,2	2,2	65	18°	10° ATB	1	279.020.10W
300	30		COMBI3	24+4	3,2	2,2	80	18°	10° ATB	1	279.024.12M
300	60	21 x 5		24+4	3,2	2,2	80	18°	10° ATB	1	279.024.12U
300	70	21 x 5		24+4	3,2	2,2	80	18°	10° ATB	1	279.024.12V
300	80	13 x 5		24+4	3,2	2,2	80	18°	10° ATB	1	279.024.12W
350	30		COMBI3	28+4	3,5	2,5	105	18°	10° ATB	1	279.028.14M
350	60	21 x 5		28+4	3,5	2,5	105	18°	10° ATB	1	279.028.14U
350	70	21 x 5		28+4	3,5	2,5	105	18°	10° ATB	1	279.028.14V
350	80	14 x 5		28+4	3,5	2,5	105	18°	10° ATB	1	279.028.14W
400	30		COMBI3	28+6	4,0	2,8	120	18°	10° ATB	1	279.028.16M
400	70	21 x 5		28+6	4,0	2,8	120	18°	10° ATB	1	279.028.16V

Multi-Rip Anti-Kickback Saw Blades *Industrial Line*

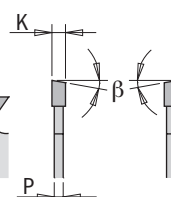
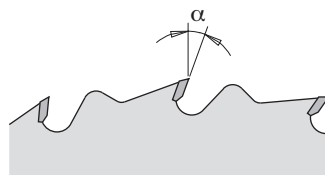
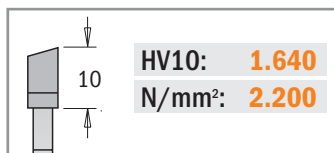


278

APPLICATION: for rip cutting where the steel body plate prevents vibration during the cutting operation.

MACHINES: multi-rip machines with one or two shafts.

MATERIAL: dry, soft and hardwood.



D mm	B mm	KEY WAY	PIN HOLE	Z	K mm	P mm	α	β	PACK QTY.	ORDER NO.
300	30		COMBI3	28	3,2	2,2	18°	10° ATB	1	278.028.12M
300	70	21 x 5		28	3,2	2,2	18°	10° ATB	1	278.028.12V
350	30		COMBI3	36	3,5	2,5	18°	10° ATB	1	278.036.14M
350	70	21 x 5		36	3,5	2,5	18°	10° ATB	1	278.036.14V

Thin-Kerf Multi-Rip Saw Blades with Rakers *Industrial Line*

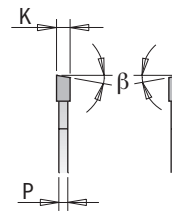
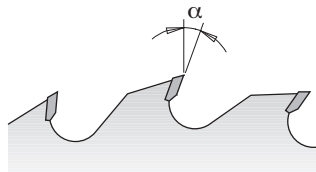
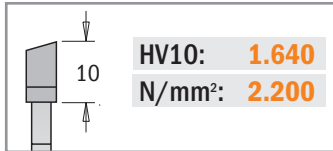



280

APPLICATION: for rip cuts where the thin-kerf reduces material wastes.

MACHINES: multi-rip machines with one or two shafts.

MATERIAL: wet or dry hardwood.



D mm	B mm	KEY WAY	Z	K mm	P mm	T mm	α	β	PACK QTY.	ORDER NO.
180	40		21+3	2,5	1,8	30	18°	FLAT	1	280.021.07S
200	40		21+3	2,5	1,8	35	18°	FLAT	1	280.021.08S
250	70	21 x 5	20+4	2,7	1,8	50	18°	10° ATB	1	280.020.10V
250	80	13 x 5	20+4	2,7	1,8	50	18°	10° ATB	1	280.020.10W
300	70	21 x 5	24+4	2,7	1,8	60	18°	10° ATB	1	280.024.12V
300	80	13 x 5	24+4	2,7	1,8	60	18°	10° ATB	1	280.024.12W

Thick-Kerf Multi-Rip Saw Blades with Rakers *Industrial Line*

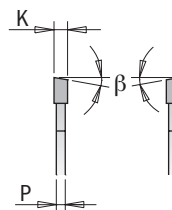
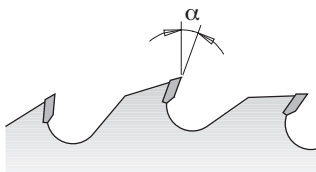
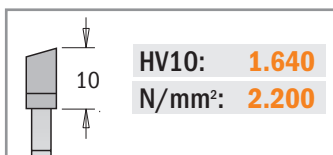



277

APPLICATION: for rip cuts. Mounted on the sides of gang rip saws, these act as shoulder saw blades and ensure stability, reducing vibration under extreme work load.

MACHINES: multi-rip machines with one or two shafts.

MATERIAL: thick wet or dry hardwood.



D mm	B mm	KEY WAY	PIN HOLE	Z	K mm	P mm	T mm	α	β	PACK QTY.	ORDER NO.
300	30		COMBI3	24+4	4,0	2,8	80	18°	10° ATB	1	277.024.12M
300	70	21 x 5		24+4	4,0	2,8	80	18°	10° ATB	1	277.024.12V
300	80	13 x 5		24+4	4,0	2,8	80	18°	10° ATB	1	277.024.12W
350	30		COMBI3	24+6	4,2	2,8	105	18°	10° ATB	1	277.024.14M
350	70	21 x 5		24+6	4,2	2,8	105	18°	10° ATB	1	277.024.14V

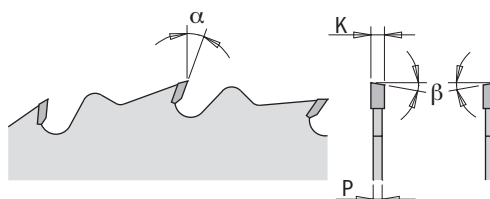
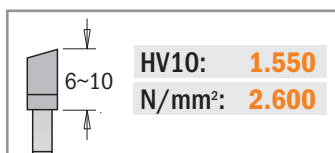


286

APPLICATION: for rip and crosscuts especially designed for building contractors.

MACHINES: table saws and portable machines.

MATERIAL: soft and hardwood, panels with nails, metal clips and pieces of concrete.



D mm	B mm	PIN HOLE	Z	K mm	P mm	α	β	PACK QTY.	ORDER NO.
250	30	COMBI3	16	2,8	1,8	15°	5° ATB	1	286.016.10M
300	30	COMBI3	20	2,8	1,8	15°	5° ATB	1	286.020.12M
300*	30	COMBI3	48	3,2	2,2	15°	10° ATB	1	286.048.12M
315	30	COMBI3	24	3,2	2,2	15°	5° ATB	1	286.024.13M
350	30	COMBI3	24	3,2	2,2	15°	5° ATB	1	286.024.14M
400	30	COMBI3	28	3,2	2,2	15°	5° ATB	1	286.028.16M
450	30	2/10/60	32	3,8	2,8	15°	5° ATB	1	286.032.18M
500	30	2/10/60	36	3,8	2,8	15°	5° ATB	1	286.036.20M
550	30	2/10/60	40	4,2	3,2	15°	5° ATB	1	286.040.22M
600	30	2/10/60	40	4,2	3,2	15°	5° ATB	1	286.040.24M
700	30	2/10/60	46	4,4	3,2	15°	5° ATB	1	286.046.28M

SHOP TIPS: Use our reduction ring from 30 to 25mm order n. 299.225.00 (for rip saw blades Ø250-300-315)
Use our reduction ring from 30 to 25mm order n. 299.228.00 (for rip saw blades Ø350 and larger)

*without limiter

Rip Saw Blades Industrial Line

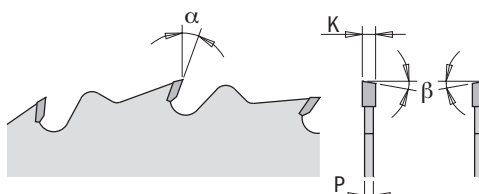
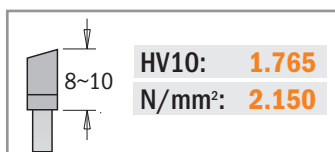


285-290-293

APPLICATION: for rip and glue line rip cuts.

MACHINES: table and special saws, portable and ripping machines for automatic or manual feeding.

MATERIAL: soft and hardwood.



D mm	B mm	PIN HOLE	Z	K mm	P mm	α	β	PACK QTY.	ORDER NO.
250	30	COMBI3	24	2,8	1,8	20°	10° ATB	1	290.250.24M
260	30	COMBI3	28	2,8	1,8	20°	10° ATB	1	290.260.28M
270	30	2/7/42	28	2,8	1,8	20°	10° ATB	1	290.270.28M
300	30	COMBI3	24	3,2	2,2	20°	10° ATB	1	293.024.12M
300	35	COMBI3	24	3,2	2,2	20°	10° ATB	1	293.024.12R
305	30	2/10/60	28	2,8	1,8	20°	10° ATB	1	293.028.22M
315	30	COMBI3	28	3,2	2,2	20°	10° ATB	1	293.028.12M
315	30	COMBI3	36	3,2	2,2	15°	5° ATB	1	285.036.13M
350	30	COMBI3	28	3,5	2,5	20°	10° ATB	1	293.028.14M
350	35	COMBI3	28	3,5	2,5	20°	10° ATB	1	293.028.14R
400	30	COMBI3	36	3,5	2,5	20°	10° ATB	1	285.036.16M
450	30	2/10/60	36	3,8	2,8	20°	10° ATB	1	285.036.18M
500	30	COMBI3	44	4,0	2,8	20°	10° ATB	1	285.044.20M


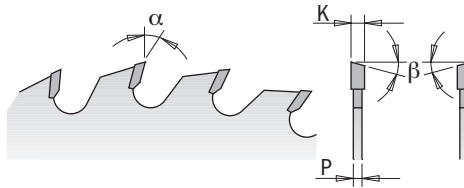
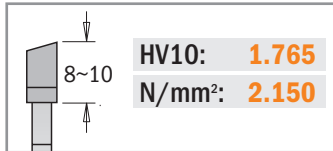
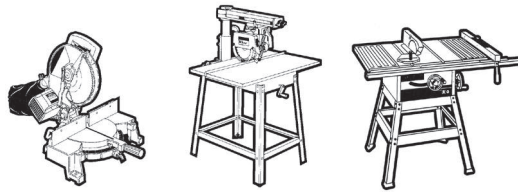



285-291-294-295

APPLICATION: for optimal quality rip and crosscuts.

MACHINES: table and special saws, portable machines.

MATERIAL: soft and hardwood, wood-based panels.



D mm	B mm	PIN HOLE 	Z	K mm	P mm	α	β	PACK QTY.	ORDER NO.
200	30	2/10/60 + 2/7/42	36	3,2	2,2	15°	10° ATB	1	285.036.08M
200	30	2/10/60 + 2/7/42	48	3,2	2,2	15°	15° ATB	1	285.048.08M
250*	20	COMBI3	40	3,2	2,2	15°	10° ATB	1	285.040.10H
250	30	COMBI3	40	3,2	2,2	15°	10° ATB	1	285.040.10M
250	30	COMBI3	48	3,2	2,2	15°	10° ATB	1	285.048.10M
250	30	COMBI3	60	3,2	2,2	10°	15° ATB	1	285.060.10M
250	35		40	3,2	2,2	15°	10° ATB	1	285.040.10R
250	35		60	3,2	2,2	10°	15° ATB	1	285.060.10R
254	30	COMBI3	48	2,4	1,8	- 5° Neg.	15° ATB	1	294.048.10M
254	30	COMBI3	60	2,4	1,8	- 5° Neg.	15° ATB	1	294.060.10M
260	30	2/10/60 + 2/7/42	48	2,8	1,8	15°	10° ATB	1	285.048.11M
260	30	2/10/60 + 2/7/42	60	2,8	1,8	10°	15° ATB	5	285.060.11M
260	30	COMBI3	60	2,5	1,8	- 5° Neg.	15° ATB	1	294.060.11M
270*	30	2/7/42	42	2,8	1,8	15°	15° ATB	1	291.270.42M
275	20		42	3,2	2,2	15°	10° ATB	1	285.042.11H
280*	30	2/10/60 + 2/7/42	64	2,8	1,8	10°	15° ATB	1	295.064.11M
300*	20	COMBI3	48	3,2	2,2	15°	10° ATB	1	285.048.12H
300	30	COMBI3	36	3,2	2,2	15°	10° ATB	1	285.036.12M
300	30	COMBI3	48	3,2	2,2	15°	10° ATB	1	285.048.12M
300	30	COMBI3	60	3,2	2,2	15°	10° ATB	1	285.060.12M
300	30	COMBI3	72	3,2	2,2	10°	15° ATB	1	285.072.12M
300	35		48	3,2	2,2	15°	10° ATB	1	285.048.12R
300	35		72	3,2	2,2	10°	15° ATB	1	285.072.12R
305*	30	2/10/60 + 2/7/42	54	2,8	1,8	-5° Neg.	15° ATB	1	294.054.22M
315*	30	COMBI3	54	3,2	2,2	15°	10° ATB	1	294.054.12M
350	30	COMBI3	54	3,5	2,5	15°	10° ATB	1	285.054.14M
350	30	COMBI3	72	3,5	2,5	15°	10° ATB	1	285.072.14M
350	30	COMBI3	84	3,5	2,5	10°	15° ATB	1	285.084.14M
350	35		54	3,5	2,5	15°	10° ATB	1	285.054.14R
350	35		84	3,5	2,5	10°	15° ATB	1	285.084.14R
400	30	COMBI3	48	3,5	2,5	20°	10° ATB	1	285.048.16M
400	30	COMBI3	60	3,5	2,5	10°	15° ATB	1	285.060.16M
450	30	2/10/60	54	3,8	2,8	15°	15° ATB	1	285.054.18M
450	30	2/10/60	66	3,8	2,8	10°	15° ATB	1	285.066.18M
500	30	2/10/60	60	3,8	2,8	15°	15° ATB	1	285.060.20M
500	30	2/10/60	72	3,8	2,8	10°	15° ATB	1	285.072.20M
550	30	2/10/60	60	4,2	3,2	10°	15° ATB	1	285.060.22M
550	30	2/10/60	96	4,2	3,2	10°	15° ATB	1	285.096.22M
600	30	2/10/60	66	4,2	3,2	10°	15° ATB	1	285.066.24M
700	30	2/10/60	72	4,4	3,2	10°	15° ATB	1	285.072.28M

*Non-low noise

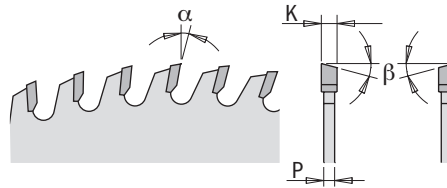
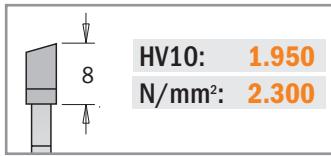




285-294

APPLICATION: for optimal quality crosscuts.


MACHINES: table and sizing saws, portable machines.

MATERIAL: soft, hard and exotic wood, wood-based panels.



D mm	B mm	PIN HOLE	Z	K mm	P mm	α	β	PACK QTY.	ORDER NO.
150	30	2/7/42	48	3,2	2,2	5°	15° ATB	5	285.048.06M
160	20	2/6/32	48	2,2	1,6	5°	15° ATB	5	285.160.48H
180	30	2/7/42	56	3,2	2,2	5°	15° ATB	5	285.056.07M
200	30	2/10/60 + 2/7/42	64	3,2	2,2	5°	15° ATB	1	285.064.08M
250	30	COMBI3	80	3,2	2,2	5°	15° ATB	1	285.080.10M
250	35		80	3,2	2,2	5°	15° ATB	1	285.080.10R
new 260	30	COMBI3	80	2,5	1,8	-5° Neg.	15° ATB	1	294.080.11M
300	30	COMBI3	96	3,2	2,2	5°	15° ATB	1	285.096.12M
300	35		96	3,2	2,2	5°	15° ATB	1	285.096.12R
305	30	COMBI3	72	3,2	2,2	10°	15° ATB	1	285.072.22M
305	30	COMBI3	72	3,2	2,2	-5° Neg.	15° ATB	1	294.072.22M
315	30	COMBI3	72	3,2	2,2	15°	10° ATB	1	285.072.13M
350	30	COMBI3	108	3,5	2,5	5°	15° ATB	1	285.108.14M
350	35		108	3,5	2,5	5°	15° ATB	1	285.108.14R
400	30	COMBI3	96	3,5	2,5	10°	15° ATB	1	285.096.16M
400	30	COMBI3	120	3,5	2,5	10°	15° ATB	1	285.120.16M

Super Finishing Saw Blades for Cutting Frames *XTreme Line*

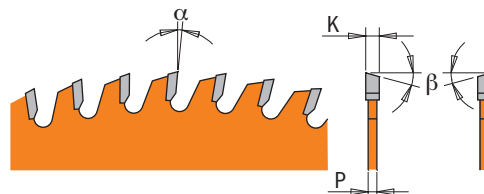
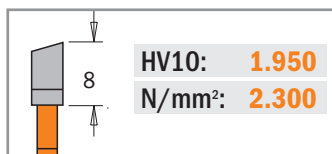
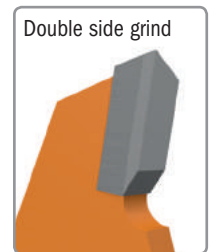



285.5 XTREME

APPLICATION: for optimal quality crosscuts on moulds and end trimming for perfect joints.

MACHINES: table and sizing saws, single or double mitre saws.

MATERIAL: soft and hardwood, MDF.


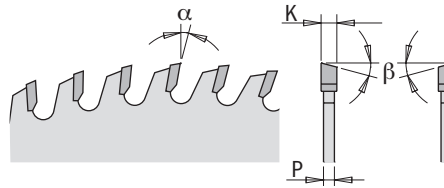
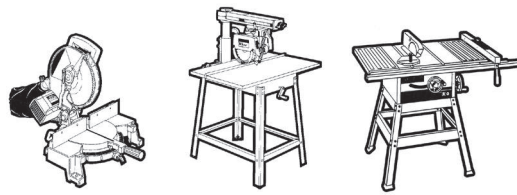


D mm	B mm	PIN HOLE	Z	K mm	P mm	α	β	PACK QTY.	ORDER NO.
250	30	COMBI3	80	3,0	2,5	10°	20° ATB	1	285.580.10M
300	30	COMBI3	96	3,0	2,5	10°	20° ATB	1	285.596.12M


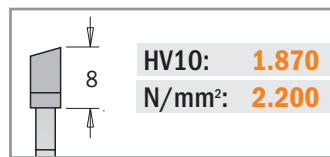
Orange PTFE coated blades: a great choice for the shop that keeps its blades running all day, every day. With their heavy-gauge plate, these blades have the stamina for saws with lots of power.



285 ORANGE CHROME®


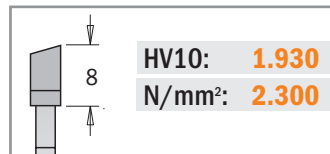


APPLICATION: for optimal quality rip and crosscuts.
MACHINES: table and special saws, portable machines.
MATERIAL: soft and hardwood, wood-based panels.



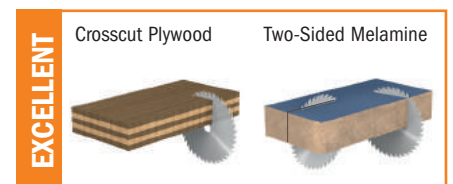
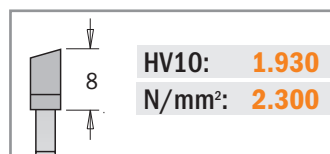
D mm	B mm	PIN HOLE	Z	K mm	P mm	α	β	PACK QTY.	ORDER NO.
250	30	COMBI3	40	3,2	2,2	15°	10° ATB	5	285.640.10M
300	30	COMBI3	48	3,2	2,2	15°	10° ATB	5	285.648.12M
350	30	COMBI3	54	3,5	2,5	15°	10° ATB	5	285.654.14M
400	30	COMBI3	60	3,5	2,5	10°	15° ATB	1	285.660.16M

APPLICATION: for optimal quality crosscuts.
MACHINES: table and sizing saws, portable machines.
MATERIAL: soft, hard and exotic wood, wood-based panels.




D mm	B mm	PIN HOLE	Z	K mm	P mm	α	β	PACK QTY.	ORDER NO.
250	30	COMBI3	60	3,2	2,2	10°	15° ATB	5	285.660.10M
300	30	COMBI3	72	3,2	2,2	10°	15° ATB	5	285.672.12M
350	30	COMBI3	84	3,5	2,5	10°	15° ATB	5	285.684.14M
400	30	COMBI3	96	3,5	2,5	10°	15° ATB	5	285.696.16M

APPLICATION: for high-quality cross cutting.
MACHINES: table and sizing saws, portable machines.
MATERIAL: soft, hard and exotic wood, wood-based panels, one-sided veneer, paper-base laminates and thermoplastic material.



D mm	B mm	PIN HOLE	Z	K mm	P mm	α	β	PACK QTY.	ORDER NO.
250	30	COMBI3	80	3,2	2,2	5°	15° ATB	5	285.680.10M
300	30	COMBI3	96	3,2	2,2	5°	15° ATB	5	285.696.12M
350	30	COMBI3	108	3,5	2,5	5°	15° ATB	5	285.708.14M

Fine Cut-Off Saw Blades for Two-Sided Melamine *Industrial Line*



283 ORANGE CHROME®



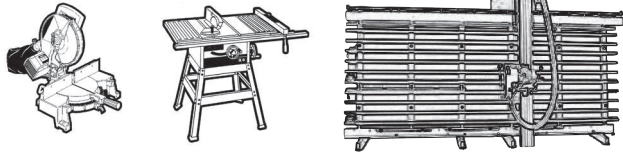
APPLICATION: for sizing cuts, perfect finishing on both sides of double-sided panels without using scoring blades.

MACHINES: table and vertical saws, sizing and portable machines.

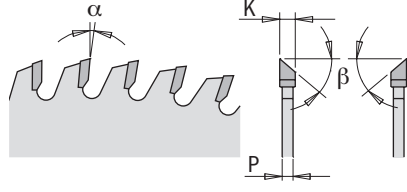
MATERIAL: single or double-sided laminated panels with coating and veneered panels.



FILLED SLOTS



8	HV10:	2.150
	N/mm ² :	2.500



EXCELLENT

Cross Wood	Plywood	Two-Sided Melamine
------------	---------	--------------------

D mm	B mm	PIN HOLE 	Z	K mm	P mm	α	β	PACK Qty.	ORDER NO.
250	30	COMBI3	80	3,2	2,2	-2° Neg.	38° ATB	5	283.680.10M
300	30	COMBI3	96	3,2	2,2	2°	38° ATB	5	283.696.12M

Fine Cut-Off Saw Blades for Two-Sided Melamine *Industrial Line*



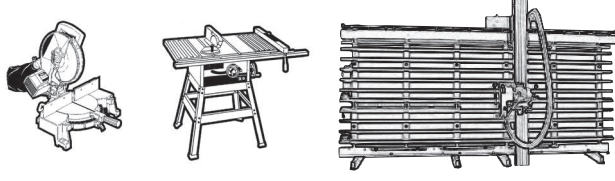
283



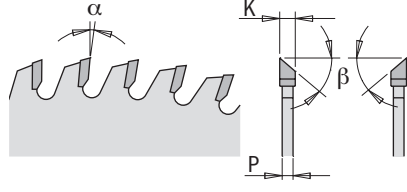
APPLICATION: for sizing cuts, perfect finishing on both sides of double-sided panels without using scoring blades.

MACHINES: table and vertical saws, sizing and portable machines.

MATERIAL: single or double-sided laminated panels with coating and veneer.



8	HV10:	1.950
	N/mm ² :	2.300



EXCELLENT

Cross Wood	Plywood	Two-Sided Melamine
------------	---------	--------------------

D mm	B mm	PIN HOLE 	Z	K mm	P mm	α	β	PACK Qty.	ORDER NO.
220*	30	2/7/42	64	3,2	2,2	-5° Neg.	40° ATB	1	283.064.09M
250	30	COMBI3	80	3,2	2,2	-2° Neg.	40° ATB	1	283.080.10M
300	30	COMBI3	96	3,2	2,2	2°	40° ATB	1	283.096.12M
350	30	COMBI3	108	3,5	2,5	5°	40° ATB	1	283.108.14M

*Non-low noise



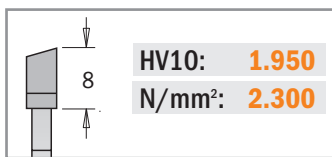
274 XTREME



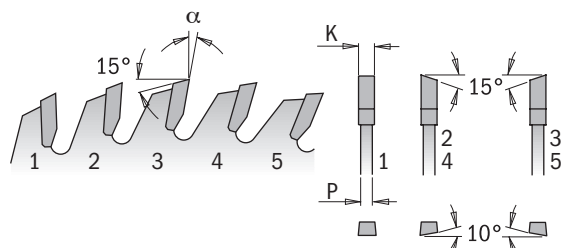
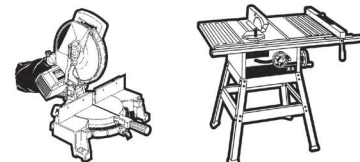
APPLICATION: for high-quality cross cutting.

MACHINES: table and sizing saws, portable machines.

MATERIAL: soft, hard and exotic wood, wood-based panels, one-sided veneered panels, paper-based laminate and thermoplastic material.



Max run out tolerance 0,05mm



EXCELLENT

Two-Sided Melamine	Plywood	PVC moulding/frames	For All Non-Ferrous Metals & PVC
--------------------	---------	---------------------	----------------------------------

D mm	B mm	PIN HOLE	Z	K mm	P mm	α	β	PACK QTY.	ORDER NO.
250	30	COMBI3	80	3,2	2,2	15°	1FTG+4ATB	1	274.080.10M
300	30	COMBI3	100	3,2	2,2	15°	1FTG+4ATB	1	274.100.12M

Fine Cut-Off Saw Blades for Two-Sided Melamine *Industrial Line*



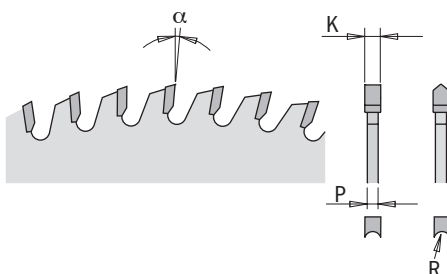
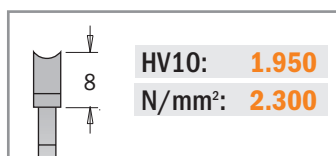
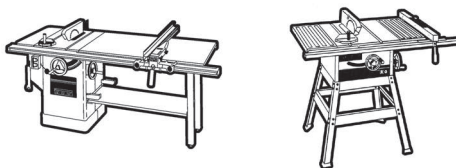
287



APPLICATION: for sizing cuts, perfect finishing with high feed rate and long tool life without using scoring blade.

MACHINES: table and vertical saws, sizing and portable machines.

MATERIAL: single or double-sided laminated panels with hard coating and veneered panels.



EXCELLENT

Crosscut Plywood	Two-Sided Melamine
------------------	--------------------

D mm	B mm	PIN HOLE	Z	K mm	P mm	α	β	PACK QTY.	ORDER NO.
Negative Hook Angle									
220	30	2/7/42	42	3,2	2,2	-6° Neg.	HDF	1	287.043.09M
250	30	COMBI3	48	3,2	2,2	-6° Neg.	HDF	1	287.049.10M
303	30	COMBI3	60	3,2	2,2	-6° Neg.	HDF	1	287.061.12M



287 ORANGE CHROME®



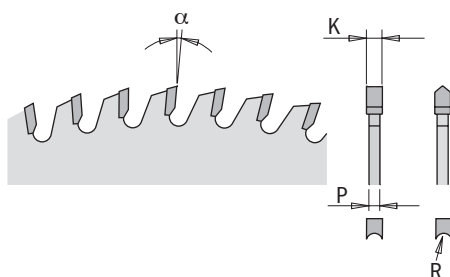

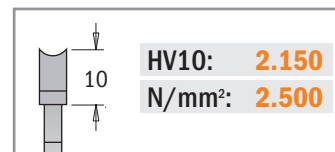
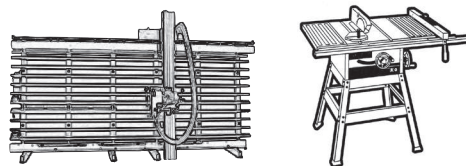
APPLICATION: for sizing cuts, perfect finishing with high feed rate and long tool life without using scoring blade.

MACHINES: table and vertical saws, sizing and portable machines.

MATERIAL: single or double-sided laminated panels with hard coating and veneered panels.



FILLED SLOTS



EXCELLENT

Crosscut Plywood	Two-Sided Melamine
------------------	--------------------

D mm	B mm	PIN HOLE 	Z	K mm	P mm	α	β	PACK QTY.	ORDER NO.
Positive Hook Angle									
250	30	COMBI3	48	3,2	2,2	10°	HDF	5	287.648.10M
303	30	COMBI3	60	3,2	2,2	10°	HDF	5	287.660.12M



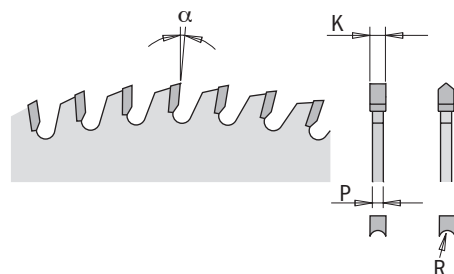
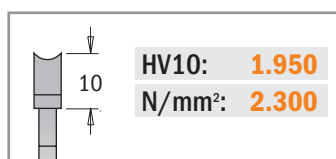

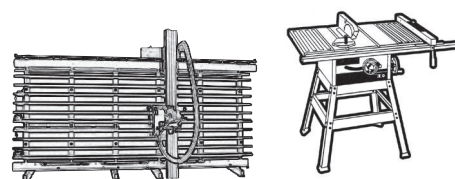
287



APPLICATION: for sizing cuts, perfect finishing with high feed rate and long tool life without using scoring blade.

MACHINES: table and vertical saws, sizing and portable machines.

MATERIAL: single or double-sided laminated panels with hard coating and veneered panels.



EXCELLENT

Crosscut Plywood	Two-Sided Melamine
------------------	--------------------

D mm	B mm	PIN HOLE 	Z	K mm	P mm	α	β	PACK QTY.	ORDER NO.
Positive Hook Angle									
160	20	2/6/32	34	2,6	1,8	10°	HDF	5	287.034.06H
220	30	2/7/42	42	3,2	2,2	10°	HDF	1	287.042.09M
250	30	COMBI3	48	3,2	2,2	10°	HDF	1	287.048.10M
303	30	COMBI3	60	3,2	2,2	10°	HDF	1	287.060.12M


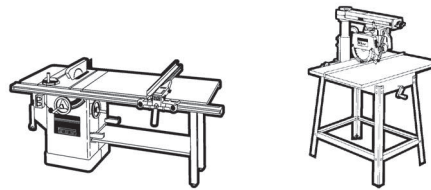
Low Noise & Chrome Coated Saw Blades with TCG Grind



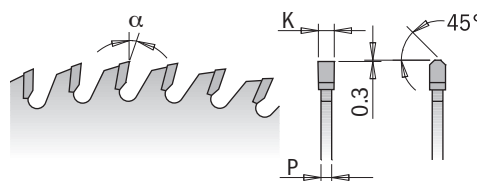
281 ORANGE CHROME®



APPLICATION: for sizing cuts, perfect finishing with scoring blades.
MACHINES: table saws, horizontal and vertical sizing machines.
MATERIAL: single or double-sided plastic-laminated panels.



HV10: 2.150
N/mm²: 2.500



EXCELLENT Crosscut Plywood Two-Sided Melamine

D mm	B mm	PIN HOLE	Z	K mm	P mm	α	β	PACK QTY.	ORDER NO.
250	30	COMBI3	80	3,2	2,2	5°	TCG	5	281.680.10M
300	30	COMBI3	72	3,2	2,2	10°	TCG	5	281.672.12M
300	30	COMBI3	96	3,2	2,2	5°	TCG	5	281.696.12M
350	30	COMBI3	84	3,5	2,5	10°	TCG	5	281.684.14M
350	30	COMBI3	108	3,5	2,5	5°	TCG	5	281.708.14M


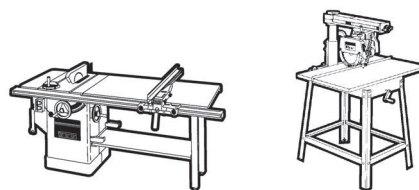
Melamine & Laminated Long-Lasting Saw Blades XTreme Line



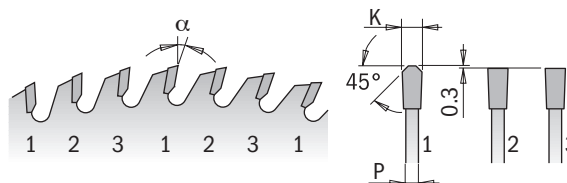
295 XTREME



APPLICATION: for sizing cuts, perfect finishing without using scoring blade.
MACHINES: table saws, horizontal and vertical sizing machines.
MATERIAL: double-sided laminated panels.



HV10: 2.150
N/mm²: 2.500



Max run out tolerance 0,05mm

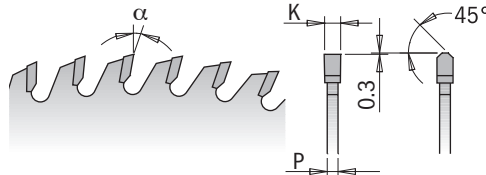
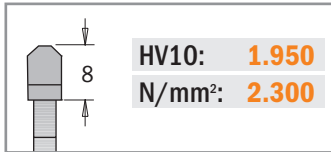
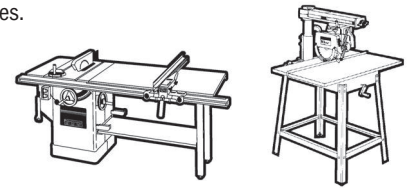
EXCELLENT Plywood Two-Sided Melamine

D mm	B mm	PIN HOLE	Z	K mm	P mm	α	β	PACK QTY.	ORDER NO.
250	30	COMBI3	78	3,2	2,2	10°	FFT	1	295.078.10M
300	30	COMBI3	96	3,2	2,2	10°	FFT	1	295.096.12M
350	30	COMBI3	108	3,5	2,5	10°	FFT	1	295.108.14M



281

APPLICATION: for sizing cuts, perfect finishing by using scoring blades.
MACHINES: table saws, horizontal and vertical sizing machines.
MATERIAL: single or double-sided plastic-laminated panels.

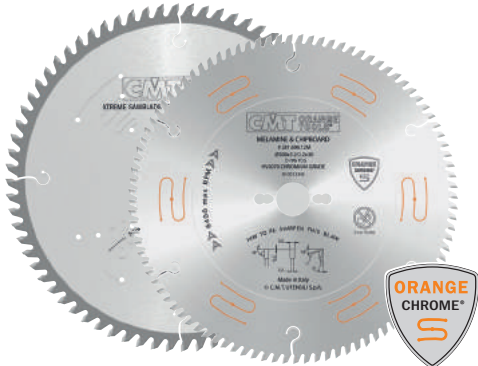


EXCELLENT Two-Sided Melamine Crosscut Plywood

D mm	B mm	PIN HOLE	Z	K mm	P mm	α	β	PACK Qty.	ORDER NO.
160	20 (Virutex)	4/7/32 45°	40	2,2	1,6	10°	TCG	5	281.160.40H
160*	20	2/6/32	40	2,2	1,6	10°	TCG	5	281.160.40H2
190*	20 (Festool® FF)	5/7/2,5	54	2,6	1,8	4°	TCG	5	281.190.54FF
200*	30	2/7/42	64	3,2	2,2	10°	TCG	1	281.064.08M
220*	30	2/7/42	64	3,2	2,2	10°	TCG	1	281.064.09M
225*	30	2/7/42	64	2,6	1,8	4°	TCG	1	281.225.64M
250	30	COMBI3	60	3,2	2,2	10°	TCG	1	281.060.10M
250	30	COMBI3	80	3,2	2,2	10°	TCG	1	281.080.10M
300	30	COMBI3	72	3,2	2,2	10°	TCG	1	281.072.12M
300	30	COMBI3	96	3,2	2,2	10°	TCG	1	281.096.12M
350	30	COMBI3	84	3,5	2,5	10°	TCG	1	281.084.14M
350	30	COMBI3	108	3,5	2,5	10°	TCG	1	281.108.14M

*Non-low noise

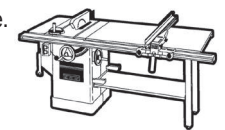
Laminated & Chipboard Saw Blades *xTreme Line*



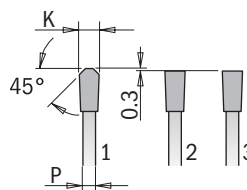
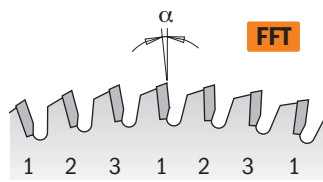
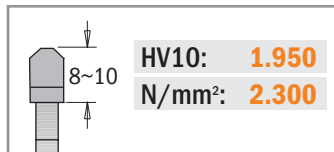

281 XTREME ORANGE CHROME®



APPLICATION: for sizing cuts, perfect finishing without using scoring blade.
MACHINES: table saws, horizontal and vertical sizing machines.
MATERIAL: single or double-sided laminated panels.



EXCELLENT Two-Sided Melamine Plywood



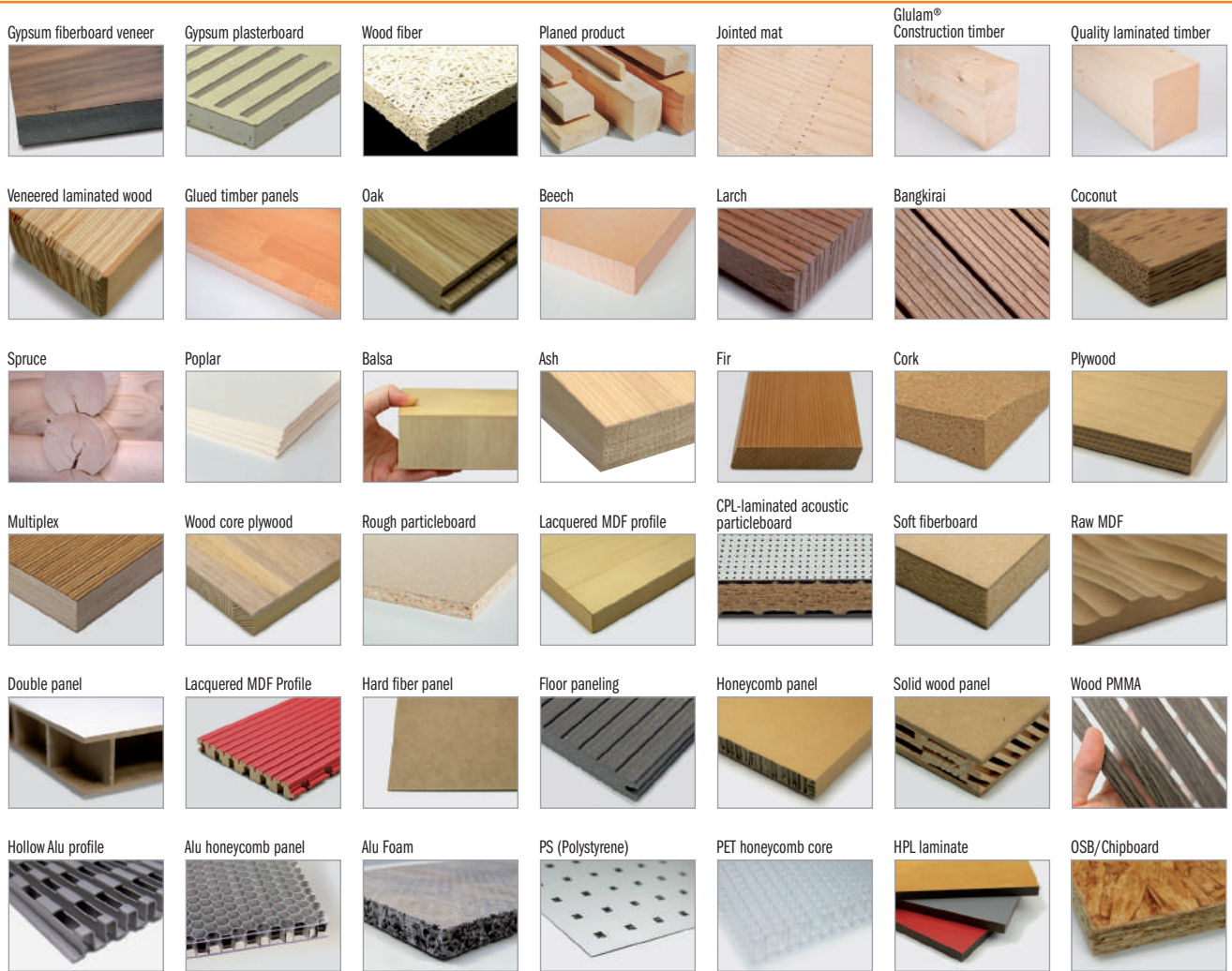
D mm	B mm	PIN HOLE	Z	K mm	P mm	α	β	PACK Qty.	ORDER NO.
160	20	2/6/32	56	2,2	1,6	-3° Neg.	TCG	5	281.161.56H
165	20	2/6/32	56	2,2	1,6	-3° Neg.	TCG	5	281.166.56H
220	30	COMBI3	63	3,2	2,2	-3° Neg.	FFT	1	281.063.09M
250	30	COMBI3	60	3,2	2,2	-3° Neg.	FFT	1	281.061.10M
260	30	COMBI3	64	2,5	1,8	-3° Neg.	TCG	1	281.065.11M
300	30	COMBI3	72	3,2	2,2	-3° Neg.	FFT	1	281.073.12M
ORANGE CHROME®									
250	30	COMBI3	80	3,2	2,2	-3° Neg.	TCG	5	281.681.10M
300	30	COMBI3	96	3,2	2,2	-3° Neg.	TCG	5	281.697.12M

XTREME NOISELESS ALL-AROUND THE SAW BLADES REVOLUTION!


Leuco Patent Pending tooth geometry and tool body design guarantee an extensive array of applications when working with larger traditional solid woods and wood-based panels. The "Xtreme All-Around" blade delivers excellent quality, ensures 20 times longer lifetime and boasts a 20% reduction in noise compared to conventional carbide saw blades.

NO LIMITS: CUT ALL THESE MATERIALS WITH ONE BLADE!

EXCELLENT



GOOD



- It is not recommended to use the saw blades for longitudinal cuts in soft wood and material thicknesses of more than 40mm.
- Do not cut materials with nails, stone and metal parts.
- Chip-free cuts can only be guaranteed in combination with a suitable scoring saw blade.



235 XTREME NOISELESS ALL-AROUND

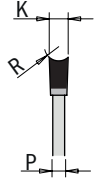
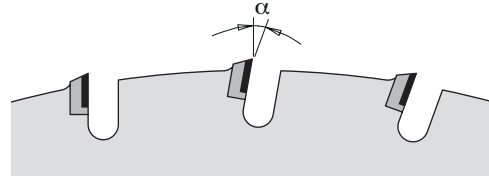


APPLICATION: for sizing cuts, perfect finishing with high feed rate and long tool life.

MACHINES: chop saws and portable machines, table and vertical panel sizing saws, CNCs and through-feed installations.

MATERIAL: look at the opposite page.

20X
LONGER LIFE
THAN CARBIDE

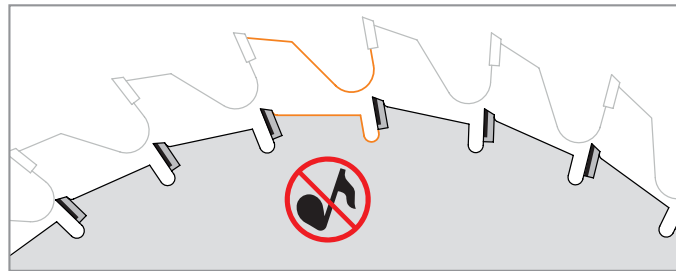


LEUCO
Patent Pending



XTREME NOISELESS

Thanks the new minimization of gullets design this blade succeeded in reducing the noise of idling by up to 15 dB(A) compared to conventional carbide saw blades. With a noise level of just around 70dB(A) when idling, the wearing of hearing protection is outdated.



XTREME ALL-AROUND

New industry standard with universal application in countless materials and suitable for all chop saws and portable machines, table and vertical panel sizing saws, CNCs and through-feed installations

XTREME QUALITY

The special hollow back tooth configuration (HR) guarantees an excellent cutting quality.

XTREME FAST

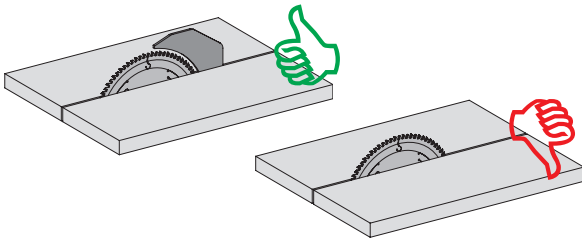
The teeth are surprisingly thin! The cutting width is a mere 2,5 mm and they generate noticeably lower cutting pressure and therefore also require less power during usage. Resharpenable max 2 times.

XTREME LIFETIME

The lifetime is 20X longer than carbide blades thanks to the diamond tips.

RECOMMENDED USE

We recommend the use of the splitting wedge with thickness between **2,0** and **2,4mm**.



LONGER LIFETIME THANKS TO DIAMOND TIPS

Clean your circular saw blades on a regular basis. You will profit from a long-lasting and precise cutting quality and maximize the lifetime of your innovative saw blades many times over.



D mm	B mm	PIN HOLE 	Z	K mm	P mm	α	β	PACK Qty.	ORDER NO.
160	20	2/6/32	20	2,2	1,6	10°	HR	1	235.160.20H
190	30	2/7/42	24	2,5	2,0	10°	HR	1	235.190.24M
216	30	2/7/42	30	2,5	2,0	10°	HR	1	235.216.30M
250	30	COMBI3	36	2,5	2,0	10°	HR	1	235.250.36M
300	30	COMBI3	44	2,5	2,0	10°	HR	1	235.300.44M



237 X-TREME



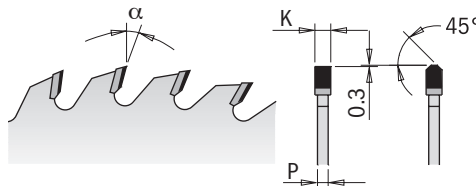
APPLICATION: for sizing cuts, perfect finishing (using scoring blade) and increased tool life up to 50 times longer than HW blades thanks to a special polycrystalline diamond formula. The best quality/price ratio!

MACHINES: table saws, horizontal and vertical sizing machines.

MATERIAL: single or double-sided plastic-laminated panels, MDF and HDF.

50X
LONGER LIFE
THAN CARBIDE

HV10: **10.000**
Re-Sharping: **6x**



EXCELLENT Two-Sided Melamine Wood Products

D mm	B mm	PIN HOLE	Z	K mm	P mm	α	β	PACK QTY.	ORDER NO.
250	30	COMBI3	48	3,2	2,2	10°	45° TCG	1	237.048.10M
300	30	COMBI3	60	3,2	2,2	10°	45° TCG	1	237.060.12M
300	30	COMBI3	96	3,2	2,2	15°	45° TCG	1	237.096.12M
350	30	COMBI3	72	3,5	2,4	15°	45° TCG	1	237.072.14M

High-quality nickel-plated saw blades with anti-friction and anti-corrosion properties.



238 X-TREME



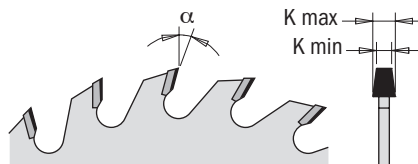
APPLICATION: for chip-free scoring of plastic-laminated panels; increased tool life up to 50 times longer than HW blades thanks to a special polycrystalline diamond formula. The best quality/price ratio!

MACHINES: horizontal and vertical sizing machines equipped with scoring device.

MATERIAL: single or double-sided plastic-laminated panels, MDF and HDF.

50X
LONGER LIFE
THAN CARBIDE

HV10: **10.000**
Re-Sharping: **6x**



EXCELLENT Two-Sided Melamine Wood Products

D mm	B mm	Z	K mm	α	β	PACK QTY.	ORDER NO.
120	20	20	3,1-3,7	5°	CONICAL	1	238.120.20H
125	20	20	3,1-3,7	5°	CONICAL	1	238.125.20H

High-quality nickel-plated saw blades with anti-friction and anti-corrosion properties.

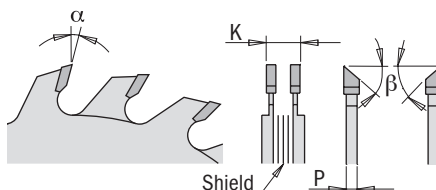
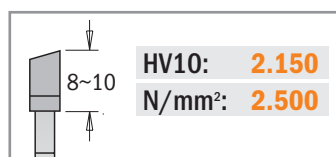
Industrial Chrome-Coated Adjustable Scoring Blades



289 ORANGE CHROME®



APPLICATION: for chip-free scoring on plastic-laminated panels.
MACHINES: horizontal and vertical sizing machines equipped with scoring device.
MATERIAL: single or double-sided plastic-laminated panels, MDF.



D mm	B mm	PIN HOLE	Z	K mm	α	β	PACK QTY.	ORDER NO.
100	20	2/4,2/42	10+10	2,8-3,6	11°	5° ATB	5	289.700.20H
120	20	2/4,2/42	12+12	2,8-3,6	11°	5° ATB	5	289.720.24H
120	22	2/4,2/42	12+12	2,8-3,6	11°	5° ATB	5	289.720.24K
125	20	2/4,2/42	12+12	2,8-3,6	11°	5° ATB	5	289.725.24H

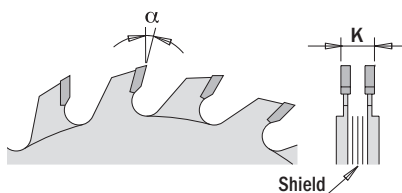
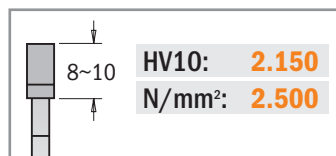
Adjustable Scoring Blades *Industrial Line*



289



APPLICATION: for chip-free scoring on plastic-laminated panels.
MACHINES: horizontal and vertical sizing machines equipped with scoring device not allowing for cutting depth adjustment.
MATERIAL: single or double-sided plastic-laminated panels, MDF.



D mm	B mm	PIN HOLE	Z	K mm	α	β	PACK QTY.	ORDER NO.	Spare parts PVC SHIMS
70	20	2/3,1 - 3,8/32	8+8	2,8-3,6	12°	FLAT	1	289.070.16H	299.000.05H
80	20	2/3,1 - 3,8/32	10+10	2,8-3,6	12°	FLAT	1	289.080.20H	299.000.05H
100	20	2/3,1 - 3,8/42	10+10	2,8-3,6	12°	FLAT	1	289.100.20H	299.000.02K
100	22	2/3,1 - 3,8/42	10+10	2,8-3,6	12°	FLAT	1	289.100.20K	299.000.02K
120	20	2/3,1 - 3,8/42	12+12	2,8-3,6	12°	FLAT	1	289.120.24H	299.000.02K
120	22	2/3,1 - 3,8/42	12+12	2,8-3,6	12°	FLAT	1	289.120.24K	299.000.02K
120	50	4/6,2 - 10/62	12+12	2,8-3,6	12°	FLAT	1	289.120.24T	
125	20	2/3,1 - 3,8/42	12+12	2,8-3,6	12°	FLAT	1	289.125.24H	299.000.02K
125	22	2/3,1 - 3,8/42	12+12	2,8-3,6	12°	FLAT	1	289.125.24K	299.000.02K

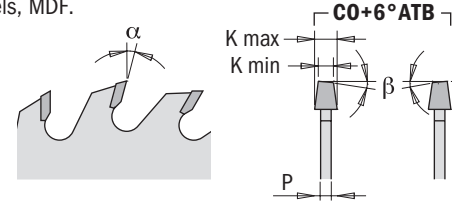
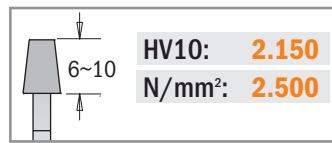


288 ORANGE CHROME®

APPLICATION: for chip-free scoring on plastic-laminated panels.

MACHINES: horizontal and vertical sizing machines equipped with scoring device.

MATERIAL: single or double-sided plastic-laminated panels, MDF.



D mm	B mm	Z	K mm	P mm	α	β	PACK QTY.	ORDER NO.
120	20	24	3,1-4,3	2,2	0°	CO+6° ATB	5	288.720.24H
120	22	24	3,1-4,3	2,2	0°	CO+6° ATB	5	288.720.24K
125	20	24	3,1-4,3	2,2	0°	CO+6° ATB	5	288.725.24H

Conical Scoring Blades Industrial Line

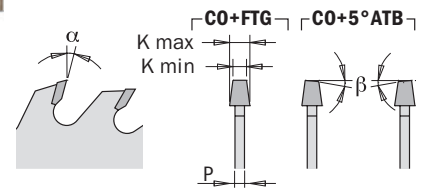
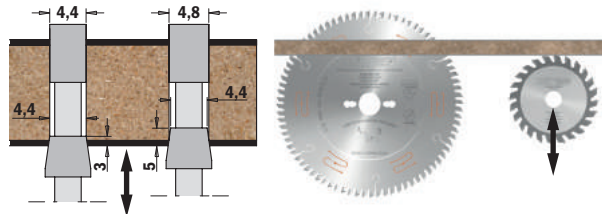
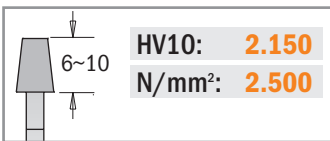


288

APPLICATION: for chip-free scoring on plastic-laminated panels.

MACHINES: horizontal and vertical sizing machines equipped with scoring device for vertical adjustment.

MATERIAL: single or double-sided plastic-laminated panels, MDF.

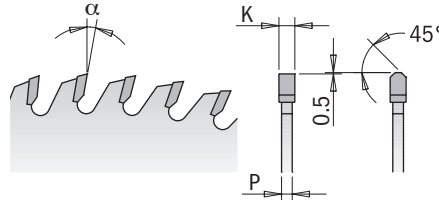
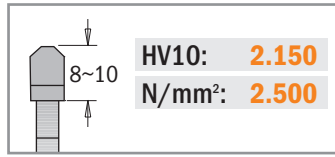


D mm	B mm	PIN HOLE	Z	K mm	P mm	α	β	PACK QTY.	ORDER NO.	ORDER NO.
80	20		12	3,1-4,0	2,2	10°	CO+FTG	1		288.080.12H
100	20		20	3,1-4,0	2,5	5°	CO+5° ATB	1		288.100.20H
100	22		20	3,1-4,0	2,5	5°	CO+5° ATB	1		288.100.20K
120	20		24	3,1-4,0	2,5	5°	CO+5° ATB	1		288.120.24H
120	20		24	3,4-4,2	2,5	5°	CO+5° ATB	1		288.120.24H1
120	22		24	3,1-4,0	2,5	5°	CO+5° ATB	1		288.120.24K
125	20		24	3,1-4,0	2,5	5°	CO+5° ATB	1		288.125.24H
125	20		24	3,4-4,2	2,5	5°	CO+5° ATB	1		288.125.24H1
125	20		24	4,3-5,5	3,2	10°	CO+FTG	1		288.125.24H2
125	22		24	3,1-4,0	2,5	5°	CO+5° ATB	1		288.125.24K
125	45		24	4,3-5,5	3,2	10°	CO+FTG	1		288.125.24Q
140	16	1/6/33	24	3,1-4,0	2,2	10°	CO+FTG	1	Y288.140.24E	
150	45	3/11/70	36	4,3-5,5	3,2	10°	CO+FTG	1		288.150.36Q
160	45	3/11/70	36	4,3-5,5	3,2	10°	CO+FTG	1		288.160.36Q
160	55	3/7/66 + 3/6/84	36	4,3-5,5	3,2	10°	CO+FTG	1		288.160.360
160	55	3/7/66 + 3/6/84	36	4,7-6,0	3,5	10°	CO+FTG	1	Y288.160.3602	
180	20		36	4,3-5,5	3,2	10°	CO+FTG	1	Y288.180.36H	
180	30		36	4,4-5,3	3,2	10°	CO+FTG	1		288.180.36M
180	45		36	4,8-5,6	3,5	10°	CO+FTG	1		288.180.36Q
180	55		36	5,0-6,2	3,5	10°	CO+FTG	1	288.180.360	
180	50	3/12,5/80	44	4,3-5,5	3,2	10°	CO+FTG	1	288.180.44T	
200	20		36	4,4-5,3	3,2	10°	CO+FTG	1		288.200.36H
200	45		36	4,7-6,0	3,5	10°	CO+FTG	1		288.200.36Q
200	45		36	4,3-5,5	3,2	10°	CO+FTG	1		Y288.200.36Q2
200	65	2/9/100 + 2/9/110	36	4,4-5,3	3,2	10°	CO+FTG	1		288.200.36J
215	50	3/15/80	42	4,3-5,5	3,2	10°	CO+FTG	1	288.215.42T	
300	50	3/15/80	48	4,3-5,5	3,2	10°	CO+FTG	1	288.300.48T	
300	65	2/9/100 + 2/9/110	72	4,3-5,5	3,2	10°	CO+FTG	1	288.300.72J	

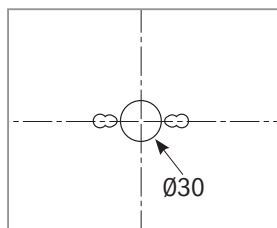


281-282

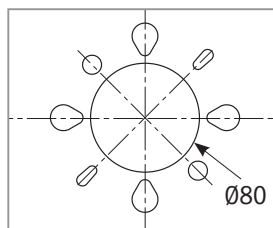
APPLICATION: for sizing single sheets and multiple panels.
MACHINES: horizontal panel sizing machines.
MATERIAL: single or double-sided plastic-laminated panels, MDF.



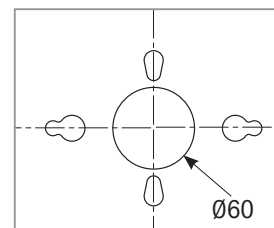
D mm	B mm	PIN HOLE	Z	K mm	P mm	α	β	Low NOISE	PACK QTY.	ORDER NO.	ORDER NO. EXTREME
250	30	COMBI3	60	3,2	2,2	10°	TCG		1	281.060.10M	
250	30	COMBI3	80	3,2	2,2	10°	TCG		1	281.080.10M	
300	30	COMBI3	60	4,4	3,2	16°	TCG		1		282.060.12M
300	30	COMBI3	72	3,2	2,2	10°	TCG		5	281.072.12M	
300	30	COMBI3	96	3,2	2,2	10°	TCG		1	281.096.12M	
300	75		60	4,4	3,2	16°	TCG		1		282.060.12X
300	80	COMBI5	60	4,4	3,2	16°	TCG		1	282.060.12W	
320	65	2/9/100 + 2/9/110	60	4,4	3,2	16°	TCG		1		Y282.060.13J
320	65	2/9/100 + 2/9/110	72	4,4	3,2	16°	TCG		1		282.072.13J
350	30	COMBI3	54	4,4	3,2	16°	TCG		1	282.054.14M	
350	30	COMBI3	72	4,4	3,2	16°	TCG		1		282.072.14M
350	30	COMBI3	108	3,5	2,5	10°	TCG		1	281.108.14M	
350	50	3/12,5/80	72	4,4	3,2	16°	TCG		1	282.072.14T	
350	60	2/14/100	72	4,4	3,2	16°	TCG		1		Y282.072.14U
350	75	4/15/105 + 3/7/100	54	4,4	3,2	16°	TCG		1	282.054.14X	
350	75	4/15/105 + 3/7/100	72	4,4	3,2	16°	TCG		1		282.072.14X
350	80	COMBI5	54	4,4	3,2	16°	TCG		1	282.054.14W	
350	80	COMBI5	72	4,4	3,2	16°	TCG		1		282.072.14W
355	30	2/7/42 + 2/10/60	72	4,4	3,2	16°	TCG		1	S282.03556	
355	65	2/9/100 + 2/9/110	72	4,4	3,2	16°	TCG		1		282.072.14J2
new 355	80	4/9/100 + 2/9/110 + 2/14/110	72	4,4	3,2	16°	TCG		1		282.072.14W2
380	60	COMBI7	72	4,8	3,5	16°	TCG		1		282.072.15U
380	80	COMBI5	72	4,4	3,2	16°	TCG		1	282.072.15W	
400	30	2/10/60	60	4,4	3,2	16°	TCG		1		282.060.16M
400	30	2/10/60	72	4,4	3,2	16°	TCG		1		282.072.16M
400	60	COMBI7	72	4,4	3,2	16°	TCG		1		282.072.16U
400	75	4/15/105	60	4,4	3,2	16°	TCG		1	282.060.16X	
400	75	4/15/105	72	4,4	3,2	16°	TCG		1		282.072.16X
400	80	COMBI5	60	4,4	3,2	16°	TCG		1	282.060.16W	
400	80	COMBI5	72	4,4	3,2	16°	TCG		1		282.072.16W
new 430	65	2/9/100 + 2/9/110	72	4,4	3,2	16°	TCG		1		Y282.072.17J
430	75	4/15/105	72	4,4	3,2	16°	TCG		1	282.072.17X	
430	80	COMBI5	72	4,4	3,2	16°	TCG		1		282.072.17W2
new 450	30	2/10/60 + 2/13/94	72	4,4	3,2	16°	TCG		1		Y282.072.18M2
450	60	COMBI7	72	4,8	3,5	16°	TCG		1		282.072.18U
450	80	COMBI5	72	4,8	3,5	16°	TCG		1		282.072.18W2
500	60	COMBI7	72	4,8	3,5	16°	TCG		1		282.072.20U
500	80	COMBI5	72	4,8	3,5	16°	TCG		1	Y282.072.20W	
550	100		72	5,2	3,5	16°	TCG		1	282.072.22A	



COMBI3
 2/7/42mm
 2/9/46,4mm
 2/10/60mm



COMBI5
 2/7/110mm
 2/8,4/130mm
 2/14/110mm
 4/9/100mm
 4/19/120mm



COMBI7
 2/10/80mm
 1/11/85mm
 2/11/115mm
 2/11/148mm
 2/14/100mm
 2/14/125mm
 2/19/120mm



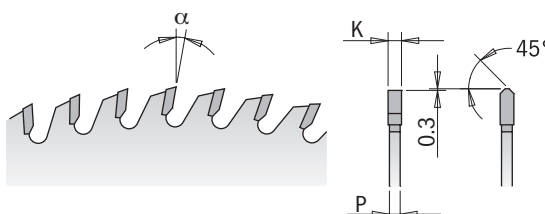
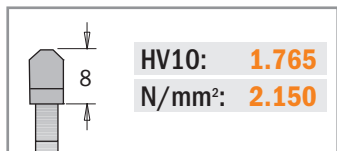
284

APPLICATION: for cutting and dividing tubes, wire drawn products and solid blocks.

MACHINES: table saws, single or double mitre saws with mechanical clamping of the workpiece.

MATERIAL: aluminium, brass, copper alloys, plastic, composite materials.

WARNING: it is recommended to properly clamp the workpiece during cutting operations and to use a liquid lubricant. Wax sticks are NOT RECOMMENDED.



Saw Blades for Portable Machines. Positive Hook Angle



D mm	B mm	PIN HOLE ⊕⊕	Z	K mm	P mm	α	β	PACK QTY.	ORDER NO.
160	20	-	24	2,2	1,6	5°	TCG	5	284.160.24H
190	30	-	30	2,6	2,2	5°	TCG	5	284.190.30M
216	30	2/7/42	40	2,6	2,2	5°	TCG	5	284.216.40M

REMARKS: in plastic carrying case.

Saw Blades for Industrial Machines. Positive Hook Angle

D mm	B mm	PIN HOLE ⊕⊕	Z	K mm	P mm	α	β	PACK QTY.	ORDER NO.
250	32	2/12/64	80	3,2	2,5	5°	TCG	1	284.080.10P
300	32	2/12/64	96	3,2	2,5	5°	TCG	1	284.096.12P
350	32	2/12/64	92	3,2	2,5	5°	TCG	1	284.092.14P
350	32	2/12/64	108	3,2	2,5	5°	TCG	1	284.108.14P
400	32	2/12/64	96	3,8	3,2	5°	TCG	1	284.096.16P
420	32	2/12/64	96	3,8	3,2	5°	TCG	1	284.096.17P
450	30	2/10/60	108	3,8	3,2	5°	TCG	1	284.108.18M
450	32	2/12/64	108	3,8	3,2	5°	TCG	1	284.108.18P
500	30	2/10/60	120	4,0	3,2	5°	TCG	1	284.120.20M
500	32	2/12/64	120	4,0	3,2	5°	TCG	1	284.120.20P

REMARKS: in cardboard box.





296-297

APPLICATION: for cutting and dividing tubes, profile/extrusion products and solid blocks.

MACHINES: single or double mitre saws, radial saws. Use series 296 for portable machines.

MATERIAL: aluminium, brass, copper alloys, plastic, composite material, melamine and laminated panels.

WARNING: it is recommended to use a liquid lubricant. Wax sticks are NOT RECOMMENDED.



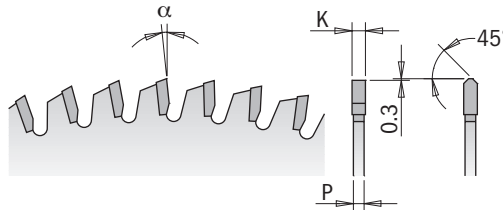
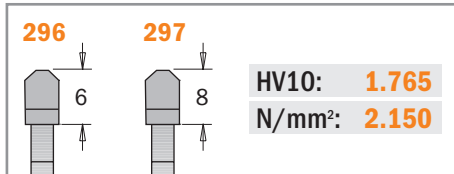

EXCELLENT

For All Non-Ferrous Metals & PVC



GOOD

Two-Sided Melamine



Saw Blades for Portable Machines & Mitre Saws. Negative Hook Angle

D mm	B mm	PIN HOLE	Z	K mm	P mm	α	β	PACK QTY.	ORDER NO.
120*	20	2/5,5/30	36	1,8	1,2	-6° Neg.	TCG	5	296.120.36H
160*	20	2/6/32	40	2,2	1,6	-6° Neg.	TCG	5	296.160.40H
160*	20	2/6/32	56	2,2	1,6	-6° Neg.	TCG	5	296.160.56H
165*	20	2/6/32	40	2,2	1,6	-6° Neg.	TCG	5	296.165.40H
165*	20	2/6/32	56	2,2	1,6	-6° Neg.	TCG	5	296.165.56H
180*	20	2/6/32	40	2,8	2,2	-6° Neg.	TCG	5	296.180.40H
190*	30	2/7/42	40	2,8	2,2	-6° Neg.	TCG	5	296.190.40M
190*	30	2/7/42	64	2,8	2,2	-6° Neg.	TCG	5	296.190.64M
190*	20 (Festool® FF)	Key 5/7/2,5	64	2,8	2,2	-6° Neg.	TCG	5	296.190.64FF
200*	30	COMBI3	48	2,8	2,2	-6° Neg.	TCG	5	296.200.48M
210*	30	2/7/42	48	2,8	2,2	-6° Neg.	TCG	5	296.210.48M
210*	30	2/7/42	64	2,8	2,2	-6° Neg.	TCG	5	296.210.64M
216*	30	2/7/42	64	2,8	2,2	-6° Neg.	TCG	5	297.064.09M
216*	30	2/7/42	80	2,8	2,2	-6° Neg.	TCG	5	297.080.09M
225*	30	2/7/42	64	2,8	2,2	-6° Neg.	TCG	5	296.225.64M
230*	30	2/7/42	48	2,8	2,2	-6° Neg.	TCG	5	296.230.48M
235*	30	2/7/42	48	2,8	2,2	-6° Neg.	TCG	5	296.235.48M

*Non-low noise

REMARKS: in plastic carrying case.

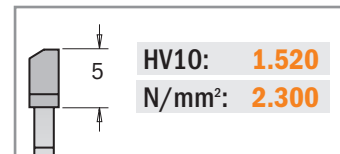
Saw Blades to Fit on Trim & Mitre Saws, Table Saws & Combined Joinery Machines. Negative Hook Angle

D mm	B mm	PIN HOLE	Z	K mm	P mm	α	β	PACK QTY.	ORDER NO.
250	30	COMBI3	80	3,2	2,5	-6° Neg.	TCG	1	297.080.10M
250	32	2/12/64	80	3,2	2,5	-6° Neg.	TCG	1	297.080.10P
254	30	COMBI3	80	3,2	2,5	-5° Neg.	TCG	1	297.081.10M
260	30	COMBI3	80	2,8	2,2	-6° Neg.	TCG	1	297.080.11M
280*	30	COMBI3	64	3,2	2,5	-6° Neg.	TCG	1	297.064.11M
300	30	COMBI3	96	3,2	2,5	-6° Neg.	TCG	1	297.096.12M
300	32	2/12/64	96	3,2	2,5	-6° Neg.	TCG	1	297.096.12P
305*	30	2/10/60 + 2/7/42	96	3,2	2,5	-6° Neg.	TCG	1	297.096.13M
315	30	2/10/60 + 2/7/42	96	3,2	2,5	-6° Neg.	TCG	1	297.096.23M
330	30	COMBI3	96	3,2	2,5	-6° Neg.	TCG	1	297.096.33M
330	32	COMBI3	96	3,2	2,5	-6° Neg.	TCG	1	297.096.33P
350	30	COMBI3	108	3,2	2,5	-6° Neg.	TCG	1	297.108.14M
350	32	4/12/64	108	3,2	2,5	-6° Neg.	TCG	1	297.108.14P
400	30	2/10/60	120	3,8	3,2	-6° Neg.	TCG	1	297.120.16M
400	32	4/12/64	108	3,8	3,2	-6° Neg.	TCG	1	297.108.16P
450	30	2/10/60	140	3,8	3,2	-6° Neg.	TCG	1	Y297.140.18M
450	30	2/10/60	108	3,8	3,2	-6° Neg.	TCG	1	297.108.18M
450	32	2/12/64	108	3,8	3,2	-6° Neg.	TCG	1	297.108.18P
500	30	2/10/60	120	4,0	3,2	-6° Neg.	TCG	1	297.120.20M
500	32	2/12/64	120	4,0	3,2	-6° Neg.	TCG	1	297.120.20P

*Non-low noise

REMARKS: in cardboard box.

Dry Cutter Saw Blades for Metal *Industrial Line*



226

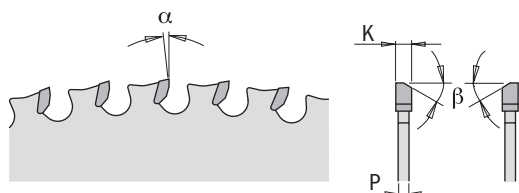
APPLICATION: for crosscutting a variety of materials such as iron, steel, pvc, compound materials, melamine.

MACHINES: for “dry” crosscutting a variety of materials and ferrous materials such as iron, steel, pvc, compound materials, melamine.

MATERIAL: for ferrous materials and structural steel.

WARNING: **not recommended for non-ferrous metals, wood, glass, concrete, plastic.**

FOR BEST RESULTS AND LONGER LIFETIME PLEASE USE THE SUGGESTED RPM IN THE CHART



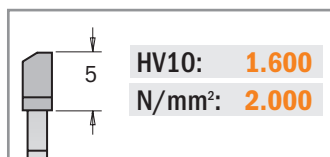
EXCELLENT For Iron, Steel, PVC, Compound Materials, Melamine

D mm	B mm	PIN HOLE	RPM suggested	Z	K mm	P mm	α	β	PACK QTY.	ORDER NO.
136,5*	10		4800	30	1,5	1,2	0°	8° FWF	5	226.030.05
136,5*	20		4800	30	1,5	1,2	0°	8° FWF	5	226.030.05H
150	20		4400	32	1,6	1,2	0°	8° FWF	5	226.032.06H
160	20	2/6/32	4100	30	2,0	1,6	0°	8° FWF	5	226.030.06H
165	15,87<>		4000	36	1,6	1,2	0°	8° FWF	5	226.036.06
165	20	2/6/32	4000	36	1,6	1,2	0°	8° FWF	5	226.036.06H
165	30	2/7/42	4000	36	1,6	1,2	0°	8° FWF	5	226.036.06M
184	15,87<>		3600	48	2,0	1,6	0°	8° FWF	5	226.048.07
190	30	2/7/42	3500	40	2,0	1,6	0°	8° FWF	5	226.040.07M
210	15,87<>		3100	48	2,2	1,8	0°	8° FWF	5	226.048.08
210	30	2/7/42	3100	48	2,2	1,8	0°	8° FWF	5	226.048.08M
216	30	2/7/42	3000	48	2,2	1,8	0°	8° FWF	5	226.047.09M
235	30	2/7/42	2800	48	2,2	1,8	0°	8° FWF	5	226.048.09M
254	15,87		2600	48	2,2	1,8	0°	8° FWF	5	226.048.10
254	15,87		2600	60	2,2	1,8	0°	8° FWF	1	226.060.10
254**	30	COMBI3	2600	60	2,2	1,8	0°	8° FWF	1	226.060.10M
305	25,4		2100	60	2,2	1,8	0°	8° FWF	5	226.060.12
305	25,4		2100	80	2,2	1,8	0°	8° FWF	5	226.080.12
305**	30	COMBI3	2100	80	2,2	1,8	0°	8° FWF	1	226.080.12M
355	25,4		1800	72	2,2	1,8	0°	8° FWF	5	226.072.14
355	25,4		1800	90	2,2	1,8	0°	8° FWF	5	226.090.14
355**	30	COMBI3	1800	90	2,2	1,8	0°	8° FWF	1	226.090.14M

*Non-low noise

**REMARKS: in cardboard box.

Saw Blades for Stainless Steel




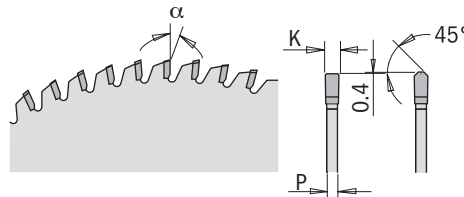
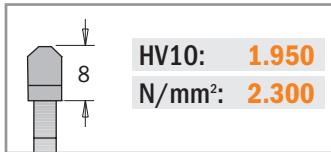
D mm	B mm	PIN HOLE	RPM suggested	Z	K mm	P mm	α	β	PACK QTY.	ORDER NO.
160	20	2/6/32	4100	40	1,8	1,4	10°	8° FWF	1	226.540.06H
184	15,87<>		3600	48	2,0	1,6	10°	8° FWF	1	226.548.07
190	30	2/7/42	3500	48	1,8	1,4	10°	8° FWF	1	226.548.07M
216	30	2/7/42	3000	56	1,8	1,4	10°	8° FWF	1	226.556.09M
250**	30	COMBI3	2600	72	2,2	1,8	10°	8° FWF	1	226.572.10M
254	15,87		2600	72	2,2	1,8	10°	8° FWF	1	226.572.10
300**	30	COMBI3	2200	80	2,2	1,8	10°	8° FWF	1	226.580.12M
305	25,4		2100	80	2,2	1,8	10°	8° FWF	1	226.580.12
355	25,4		1800	90	2,2	1,8	10°	8° FWF	1	226.590.14
355**	30	COMBI3	1800	90	2,2	1,8	10°	8° FWF	1	226.590.14M

**REMARKS: in cardboard box.



223

APPLICATION: for swirl free cuts.
MACHINES: table saws and panel sizing.
MATERIAL: solid surface materials (DuPont™ Corian®, Wilsonart®, Gibraltar®, SSV Fountainhead®, Varicor®, etc.) and thick plastic.
WARNING: not recommended for use on mitre saws.



D mm	B mm	PIN HOLE 	Z	K mm	P mm	α	β	PACK QTY.	ORDER NO.
160	20	2/6/32	48	2,2	1,6	0°	MTCG	5	223.048.06H
250	30	COMBI3	72	3,2	2,5	0°	MTCG	1	223.072.10M
300	30	COMBI3	84	3,2	2,5	0°	MTCG	1	223.084.12M

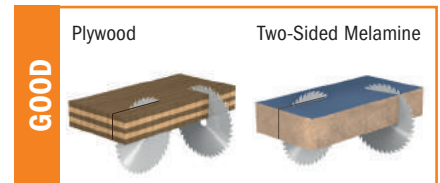

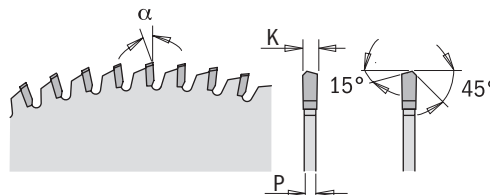
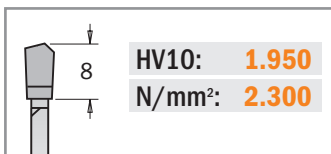
new

PVC & Plexiglass Saw Blades *Industrial Line*



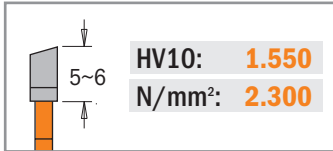
222

APPLICATION: for perfect cuts without melting and scratching.
MACHINES: table saws, panel sizing and mitre saws.
MATERIAL: thin plastic, plexiglass, vinyl, plywood, laminated flooring.



D mm	B mm	PIN HOLE 	Z	K mm	P mm	α	β	PACK QTY.	ORDER NO.
250	30	COMBI3	80	2,8	2,2	-3° Neg.	MATB	1	222.080.10M
300	30	COMBI3	96	2,8	2,2	-3° Neg.	MATB	1	222.096.12M

ITK-Plus® Ripping Saw Blades

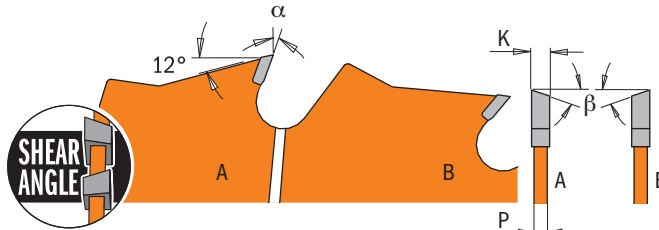
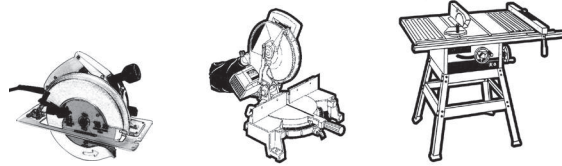


271

APPLICATION: for rip cuts at high-speed rotation. The blade considerably reduces material waste thanks to the thin-kerf design. Particularly suitable for valuable wood.

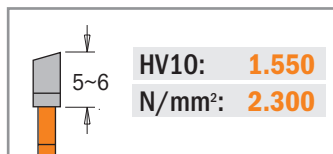
MACHINES: miter saws, table saws, portable and cordless saws.

MATERIAL: soft and hardwood.



D mm	B mm	PIN HOLE	Z	K mm	P mm	α	β	PACK QTY.	ORDER NO.
250	30	COMBI3	24	2,4	1,6	20°	10° ATB + 8° Shear	10	271.250.24M
300	30	COMBI3	24	2,6	1,8	22°	10° ATB + 8° Shear	5	271.300.24M

ITK-Plus® Rip & Crosscut Saw Blades

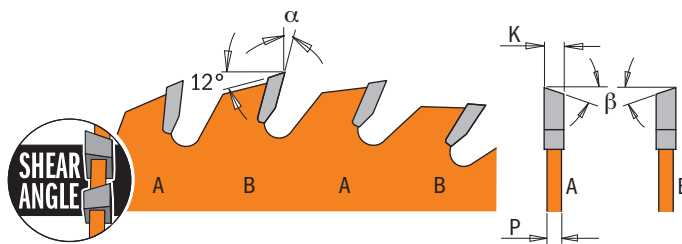
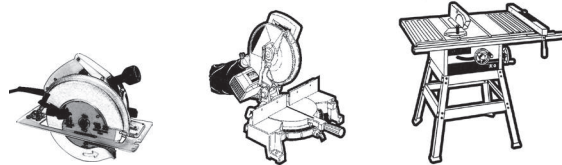


271

APPLICATION: for rip and crosscuts at high-speed rotation. The blade considerably reduces material waste thanks to the thin-kerf design. Particularly suitable for valuable wood.

MACHINES: miter saws, table saws, portable and cordless saws.

MATERIAL: soft and hardwood, plywood.



D mm	B mm	PIN HOLE	Z	K mm	P mm	α	β	PACK QTY.	ORDER NO.
136	20 (+10)		18	1,5	1,0	20°	10° ATB + 8° Shear	10	271.136.18H
150	20 (+16)		24	1,5	1,0	18°	10° ATB + 8° Shear	10	271.150.24H
160	20 (+16)	2/6/32	24	1,8	1,2	18°	10° ATB + 8° Shear	10	271.160.24H
165	20 (+15,87)	2/6/32	24	1,7	1,1	18°	10° ATB + 8° Shear	10	271.165.24H
165	30	2/7/42	24	1,7	1,1	18°	10° ATB + 8° Shear	10	271.165.24M
184	20 (+16+15,87)	2/7/42	24	1,7	1,1	20°	10° ATB + 8° Shear	10	271.184.24H
184	30	2/7/42	24	1,7	1,1	20°	10° ATB + 8° Shear	10	271.184.24M
190	30 (+20+16)	2/7/42	24	1,7	1,1	20°	10° ATB + 8° Shear	10	271.190.24M
200	30	2/7/42	36	1,8	1,2	15°	10° ATB + 8° Shear	10	271.200.36M
210	30 (+25)	2/7/42	36	1,8	1,2	15°	10° ATB + 8° Shear	10	271.210.36M
216	30	2/7/42	36	1,8	1,2	-5° Neg.	10° ATB + 8° Shear	10	271.216.36M
235	30 (+25)	2/7/42	36	2,4	1,6	18°	10° ATB + 8° Shear	10	271.235.36M
250	30	COMBI3	42	2,4	1,6	18°	10° ATB + 8° Shear	10	271.250.42M
300	30	COMBI3	48	2,6	1,8	18°	10° ATB + 8° Shear	5	271.300.48M

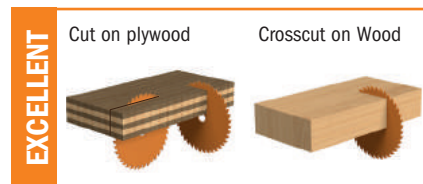
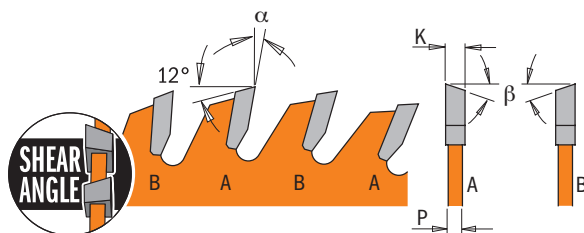
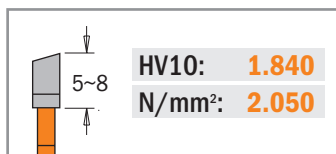
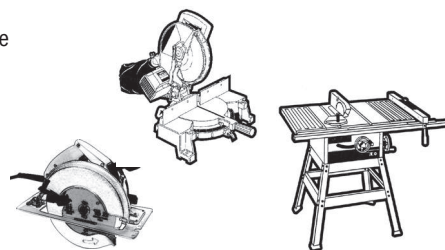


272

APPLICATION: for rip and crosscuts at high-speed rotation. The blade considerably reduces material waste thanks to the thin-kerf design. Particularly suitable for valuable wood.

MACHINES: miter saws, table saws, portable and cordless saws.

MATERIAL: soft and hardwood, plywood.



D mm	B mm	PIN HOLE	Z	K mm	P mm	α	β	PACK QTY.	ORDER NO.
136	20 (+10)		36	1,5	1,0	18°	10° ATB + 8° Shear	10	272.136.36H
150	20 (+16)		40	1,5	1,0	16°	10° ATB + 8° Shear	10	272.150.40H
160	20 (+16)	2/6/32	40	1,8	1,2	16°	10° ATB + 8° Shear	10	272.160.40H
165	20 (+15,87)	2/6/32	36	1,7	1,1	20°	10° ATB + 8° Shear	10	272.165.36H
184	20 (+16+15,87)	2/7/42	40	1,7	1,1	18°	10° ATB + 8° Shear	10	272.184.40H
184	30	2/7/42	40	1,7	1,1	18°	10° ATB + 8° Shear	10	272.184.40M
190	30 (+20+16)	2/7/42	42	1,7	1,1	18°	10° ATB + 8° Shear	10	272.190.42M
200	30	2/7/42	48	1,8	1,2	15°	10° ATB + 8° Shear	10	272.200.48M
210	30 (+25)	2/7/42	48	1,8	1,2	15°	10° ATB + 8° Shear	10	272.210.48M
216	30	2/7/42	48	1,8	1,2	-5° Neg.	10° ATB + 8° Shear	10	272.216.48M
235	30 (+25)	2/7/42	48	2,4	1,6	18°	10° ATB + 8° Shear	10	272.235.48M
250	30	COMBI3	60	2,4	1,6	15°	10° ATB + 8° Shear	10	272.250.60M
300	30	COMBI3	72	2,6	1,8	15°	10° ATB + 8° Shear	5	272.300.72M

ITK-Plus® Fine Cut-Off Saw Blades


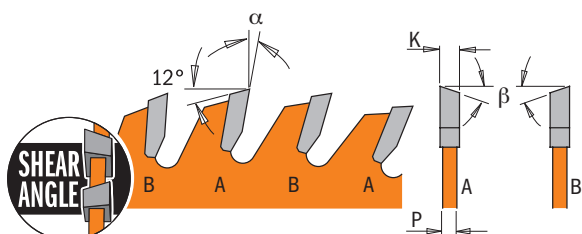
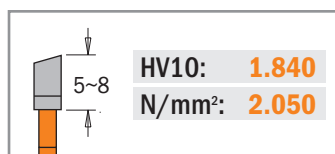


273

APPLICATION: for crosscuts and finish cuts. The blade considerably reduces material waste thanks to the thin-kerf design. Particularly suitable for precious wood.

MACHINES: miter saws, table saws, portable and cordless saws.

MATERIAL: soft and hardwood, exotic wood, plywood and laminates.




D mm	B mm	PIN HOLE	Z	K mm	P mm	α	β	PACK QTY.	ORDER NO.
160	20 (+16)	2/6/32	56	1,8	1,2	12°	10° ATB + 8° Shear	10	273.160.56H
190	30 (+20+16)	2/7/42	64	1,7	1,1	15°	10° ATB + 8° Shear	10	273.190.64M
216	30	2/7/42	64	1,8	1,2	-5° Neg.	10° ATB + 8° Shear	10	273.216.64M
250	30	COMBI3	80	2,4	1,6	12°	10° ATB + 8° Shear	10	273.250.80M
300	30	COMBI3	96	2,6	1,8	12°	10° ATB + 8° Shear	5	273.300.96M



271-272-226

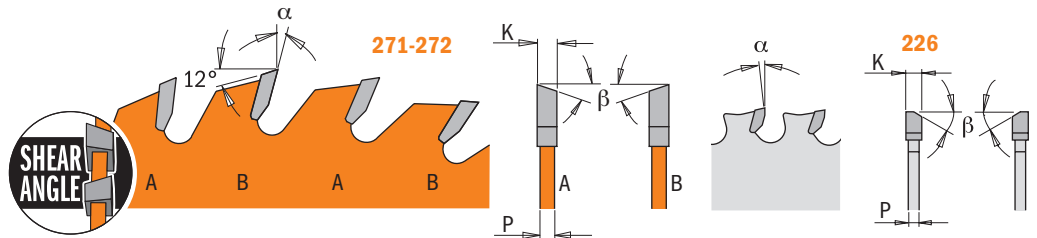
APPLICATION: (series 271-272) for rip and crosscuts where the ultra thin-kerf reduces material waste.
MACHINES: (series 271-272) portable cordless machines.
MATERIAL: (series 271-272) soft and hardwood, plywood.



APPLICATION: (series 226) for crosscuts on different kinds of materials.

MACHINES: (series 226) portable cordless machines.

MATERIAL: (series 226) for ferrous materials and structural steel.



D mm	B mm	PIN HOLE	Z	K mm	P mm	α	β	PACK QTY.	ORDER NO.
Ripping Cordless Saw Blades (series 271)									
136	20 (+10)		18	1,5	1,0	20°	10° ATB + 8° Shear	10	271.136.18H
165	20 (+15,87)	2/6/32	24	1,7	1,1	18°	10° ATB + 8° Shear	10	271.165.24H
165	30	2/7/42	24	1,7	1,1	18°	10° ATB + 8° Shear	10	271.165.24M
184	20 (+16+15,87)	2/7/42	24	1,7	1,1	20°	10° ATB + 8° Shear	10	271.184.24H
Crosscutting Cordless Saw Blades (series 272)									
136	20 (+10)		36	1,5	1,0	18°	10° ATB + 8° Shear	10	272.136.36H
165	20 (+15,87)	2/6/32	36	1,7	1,1	20°	10° ATB + 8° Shear	10	272.165.36H
184	20 (+16+15,87)	2/7/42	40	1,7	1,1	18°	10° ATB + 8° Shear	10	272.184.40H
Metal, PVC & Compound Material Cordless Saw Blades (series 226)									
136,5	10		30	1,5	1,2	0°	8° FWF	10	226.030.05
136,5	20		30	1,5	1,2	0°	8° FWF	10	226.030.05H
165	15,87<>		36	1,5	1,2	0°	8° FWF	5	226.036.06

Garden Trimmer Saw Blades



298

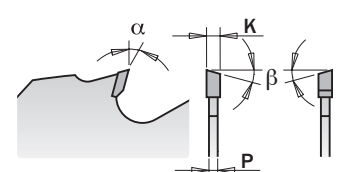
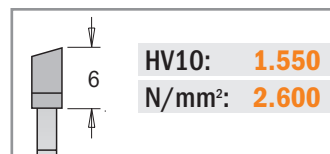
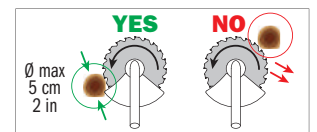
APPLICATION: for cutting grass, bushes and small trees.
MACHINES: hedge trimmers.
MATERIAL: grass, bushes and small trees.
WARNING: always wear safety glasses and ear protection. Carefully read the safety recommendations provided for this product.



Bushes & Small Trees (up to a diameter of Ø5 cm)



Grass



D mm	B mm	RPM max	Z	K mm	P mm	α	β	PACK QTY.	ORDER NO.
250	20	12.000	20	2,2	1,4	15°	10° ATB	10	298.250.20H
250	25,4	12.000	20	2,2	1,4	15°	10° ATB	10	298.250.20

DP Saw Blades for Ultra-Hard Materials

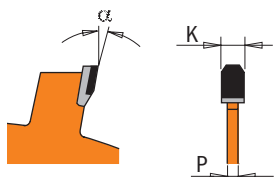


236

APPLICATION: for rip and crosscuts on abrasive materials.

MACHINES: mitre saws, portable and cordless machines.

MATERIAL: Eternit®, Swisspearl®, Fermacell®, Ivarplank®, HardiePlank®, HardiePanel®, Corian®, Duroplast®, Formica®, and other generic panels such as chipboard, MDF plasterboard and thermoplastic.



GOOD

Eternit®, Swisspearl®, Fermacell®, Ivarplank®, HardiePlank®, HardiePanel®, Corian®, Duroplast®, Formica®, and other generic panel such as chipboard, MDF, plasterboard and thermoplastic.

60X
LONGER LIFE
THAN CARBIDE

D mm	B mm	PIN HOLE	Z	K mm	P mm	α	β	PACK QTY.	ORDER NO.
85	15		6	1,8	1,4	12°	TCG	10	236.085.06G
125	22,23		7	2,0	1,4	5°	TCG	10	236.125.07
160	20	2/6/32	4	2,4	1,8	12°	TCG	10	236.160.04H
160	20	2/6/32	10	2,4	1,8	5°	TCG	10	236.160.10H
180	20	2/6/32	4	2,4	1,8	12°	TCG	10	236.180.04H
190	30	2/7/42	4	2,4	1,8	12°	TCG	10	236.190.04M
190	30	2/7/42	12	2,4	1,8	12°	TCG	10	236.190.12M
210	30	2/7/42	12	2,4	1,8	12°	TCG	10	236.210.12M
216	30	2/7/42	14	2,4	1,8	12°	TCG	10	236.216.14M
230	30	2/7/42	4	2,4	1,8	12°	TCG	10	236.230.04M
250	30	COMBI3	16	2,4	1,8	12°	TCG	10	236.250.16M
300	30	COMBI3	20	2,4	1,8	12°	TCG	5	236.300.20M

Rip Saw Blades for Portable Machines

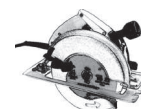


290

APPLICATION: for rip cuts.

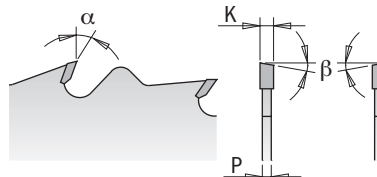
MACHINES: mitre saws and portable machines.

MATERIAL: soft and hardwood.



6~8

HV10: 1.765
N/mm²: 2.150



EXCELLENT Rip Cut on Wood

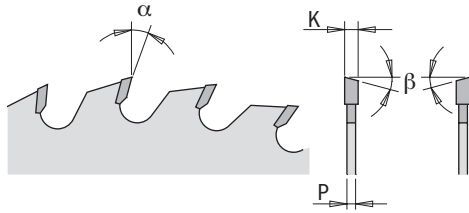
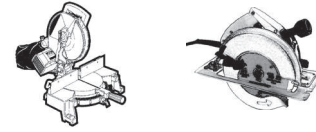
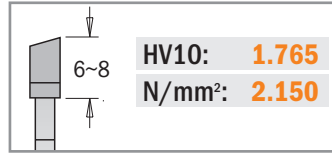
D mm	B mm	PIN HOLE	Z	K mm	P mm	α	β	PACK QTY.	ORDER NO.
150	20		12	2,4	1,4	20°	10° ATB	5	290.150.12H
160	16		12	2,2	1,6	20°	10° ATB	5	290.160.12E
160	20	2/6/32	12	2,2	1,6	20°	10° ATB	5	290.160.12H
180	30	2/7/42	12	2,6	1,6	20°	10° ATB	5	290.180.12M
190	16	2/6/32	12	2,6	1,6	20°	10° ATB	5	290.190.12E
190	20	2/6/32	12	2,6	1,6	20°	10° ATB	5	290.190.12H
190	30	2/7/42	12	2,6	1,6	20°	10° ATB	5	290.190.12M
200	30	2/7/42	24	2,8	1,8	20°	10° ATB	5	290.200.24M
210	25		24	2,8	1,8	20°	10° ATB	5	290.210.24L
210	30	2/7/42	24	2,8	1,8	20°	10° ATB	5	290.210.24M
216	30	2/7/42	24	2,8	1,8	-5° Neg.	15° ATB	5	290.216.24M
220	30	2/7/42	24	2,8	1,8	20°	10° ATB	5	290.220.24M
230	30	2/7/42	24	2,8	1,8	20°	10° ATB	5	290.230.24M
235	25		24	2,8	1,8	20°	10° ATB	5	290.235.24L
235	30	2/7/42	24	2,8	1,8	20°	10° ATB	5	290.235.24M
240	30	2/7/42	24	2,8	1,8	20°	10° ATB	5	290.240.24M
250	30	COMBI3	24	2,8	1,8	20°	10° ATB	5	290.250.24M*
260	30	COMBI3	28	2,8	1,8	20°	10° ATB	1	290.260.28M*
270	30	2/7/42	28	2,8	1,8	20°	10° ATB	5	290.270.28M*

* Industrial quality



285-291

APPLICATION: for rip and crosscuts.
MACHINES: table and mitre saws, portable machines.
MATERIAL: soft and hardwood, plywood.



EXCELLENT

Rip Cut on Wood	Crosscut on Wood	Rip Cut on Plywood	Crosscut on Plywood

D mm	B mm	PIN HOLE 	Z	K mm	P mm	α	β	PACK QTY.	ORDER NO.
120	20	2/5,5/30	18	1,8	1,2	15°	15° ATB	5	291.120.18H*
125	20		20	2,4	1,4	15°	15° ATB	5	291.125.20H
130	20		20	2,4	1,4	15°	15° ATB	5	291.130.20H
140	20		20	2,4	1,4	15°	15° ATB	5	291.140.20H
150	16		24	2,4	1,4	15°	15° ATB	5	291.150.24E
150	20		24	2,4	1,4	15°	15° ATB	5	291.150.24H
160	16		24	2,2	1,6	15°	15° ATB	5	291.160.24E
160	20	2/6/32	24	2,2	1,6	15°	15° ATB	5	291.160.24H
160	30	2/7/42	24	2,2	1,6	15°	15° ATB	5	291.160.24M
165	20	2/6/32	24	2,2	1,6	15°	15° ATB	5	291.165.24H
165	30	2/7/42	24	2,6	1,6	15°	15° ATB	5	291.165.24M
170	30	2/7/42	24	2,6	1,6	20°	10° ATB	5	291.170.24M
180	20	2/6/32	24	2,6	1,6	20°	10° ATB	5	291.180.24H
180	30	2/7/42	24	2,6	1,6	20°	10° ATB	5	291.180.24M
184	16		24	2,6	1,6	20°	10° ATB	5	291.184.24E
184	30		24	2,6	1,6	20°	10° ATB	5	291.184.24M
190	16	2/6/32	24	2,6	1,6	20°	10° ATB	5	291.190.24E
190	20	2/6/32	24	2,6	1,6	20°	10° ATB	5	291.190.24H
190	30	2/7/42	24	2,6	1,6	20°	10° ATB	5	291.190.24M
190	20 (Festool® FF)	Key 5/7/2,5	32	2,6	1,8	10°	10° ATB	5	291.190.32FF
200	30	2/7/42	36	2,8	1,8	15°	15° ATB	5	291.200.36M
210	25		36	2,8	1,8	15°	15° ATB	5	291.210.36L
210	30	2/7/42	36	2,8	1,8	15°	15° ATB	5	291.210.36M
216	30	2/7/42	48	2,8	1,8	-5° Neg.	15° ATB	5	291.216.48M
220	30	2/7/42	36	2,8	1,8	15°	15° ATB	5	291.220.36M
225	30	2/7/42	36	2,8	1,8	20°	15° ATB	5	291.225.36M
230	30	2/7/42	36	2,8	1,8	15°	15° ATB	5	291.230.36M
235	25		36	2,8	1,8	15°	15° ATB	5	291.235.36L
235	30	2/7/42	36	2,8	1,8	15°	15° ATB	5	291.235.36M
240	30	2/7/42	36	2,8	1,8	15°	15° ATB	5	291.240.36M
250	20	COMBI3	40	3,2	2,2	15°	10° ATB	1	285.040.10H*
250	30	COMBI3	40	3,2	2,2	15°	10° ATB	1	285.040.10M*
260	30	2/10/60 + 2/7/42	48	2,8	1,8	15°	10° ATB	1	285.048.11M*
270	30	2/7/42	42	2,8	1,8	20°	10° ATB	5	291.270.42M*

* Industrial quality

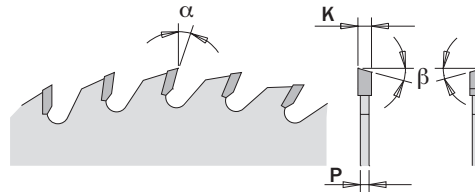
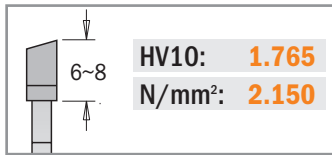
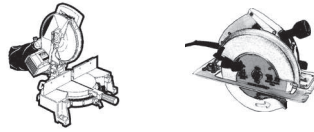


281-285-292

APPLICATION: for crosscuts, perfect finishing.

MACHINES: table and mitre saws, portable machines.

MATERIAL: soft, hard and exotic wood, wood-based panels, single-sided veneer, paper-based laminates.



D mm	B mm	PIN HOLE ⊕ ⊗	Z	K mm	P mm	α	β	PACK QTY.	ORDER NO.
120	20	2/5,5/30	36	1,8	1,2	10°	15° ATB	5	292.120.36H*
120	20	2/5,5/30	40	1,8	1,2	10°	15° ATB	5	292.120.40H
125	20	-	36	2,4	1,4	15°	15° ATB	5	292.125.36H
130	20	-	36	2,4	1,4	15°	15° ATB	5	292.130.36H
140	20	-	36	2,4	1,4	15°	15° ATB	5	292.140.36H
150	20	-	40	2,4	1,4	15°	15° ATB	5	292.150.40H
150	30	2/7/42	48	3,2	2,2	5°	15° ATB	5	285.048.06M*
160	16	-	40	2,2	1,6	10°	15° ATB	5	292.160.40E
160	20	2/6/32	40	2,2	1,6	10°	15° ATB	5	292.160.40H
160	20 (Virutex)	4/7/32 (45°)	40	2,2	1,6	10°	TCG	5	281.160.40H*
160	20	2/6/32	40	2,2	1,6	10°	TCG	5	281.160.40H2*
160	30	2/7/42	40	2,2	1,6	10°	15° ATB	5	292.160.40M
160	20	2/6/32	48	2,2	1,6	5°	15° ATB	5	285.160.48H
160	20	2/6/32	56	2,2	1,6	15°	15° ATB	5	292.160.56H
165	20	2/6/32	40	2,2	1,6	10°	15° ATB	5	292.165.40H
165	20	2/6/32	56	2,2	1,6	15°	15° ATB	5	292.165.56H
165	30	2/7/42	40	2,6	1,6	10°	15° ATB	5	292.165.40M
170	30	2/7/42	40	2,6	1,6	15°	15° ATB	5	292.170.40M
180	20	2/6/32	40	2,6	1,6	15°	15° ATB	5	292.180.40H
180	30	2/7/42	40	2,6	1,6	15°	15° ATB	5	292.180.40M
180	30	2/7/42	56	3,2	2,2	5°	15° ATB	5	285.056.07M*
184	16	-	40	2,6	1,6	15°	15° ATB	5	292.184.40E
184	30	-	40	2,6	1,6	15°	15° ATB	5	292.184.40M
190	16	2/6/32	40	2,6	1,6	15°	15° ATB	5	292.190.40E
190	20	2/6/32	40	2,6	1,6	15°	15° ATB	5	292.190.40H
190	30	2/7/42	40	2,6	1,6	15°	15° ATB	5	292.190.40M
190	30	2/7/42	64	2,6	1,6	15°	15° ATB	5	292.190.64M
190	20 (Festool® FF)	5/7/2,5	48	2,4	1,8	10°	15° ATB	5	292.190.48FF
200	30	2/7/42	48	2,8	1,8	15°	15° ATB	5	292.200.48M
210	25	-	48	2,8	1,8	15°	15° ATB	5	292.210.48L
210	30	2/7/42	48	2,8	1,8	15°	15° ATB	5	292.210.48M
210	30	2/7/42	64	2,8	1,8	15°	15° ATB	5	292.210.64M
216	30	2/7/42	64	2,8	1,8	-5° Neg.	15° ATB	5	292.216.64M
216	30	2/7/42	80	2,8	1,8	-5° Neg.	15° ATB	5	292.216.80M
220	30	2/7/42	48	2,8	1,8	15°	15° ATB	5	292.220.48M
225	30	2/7/42	48	2,8	1,8	10°	15° ATB	5	292.225.48M
230	30	2/7/42	48	2,8	1,8	15°	15° ATB	5	292.230.48M
230	30	2/7/42+2/10/60	64	2,8	1,8	15°	15° ATB	5	292.230.64M
235	25	-	48	2,8	1,8	15°	15° ATB	5	292.235.48L
235	30	2/7/42	48	2,8	1,8	15°	15° ATB	5	292.235.48M
240	30	2/7/42	48	2,8	1,8	15°	15° ATB	5	292.240.48M
250	30	COMBI3	60	3,2	2,2	10°	15° ATB	1	285.060.10M*
260	30	2/10/60 + 2/7/42	60	2,8	1,8	10°	15° ATB	5	285.060.11M*

* Industrial quality



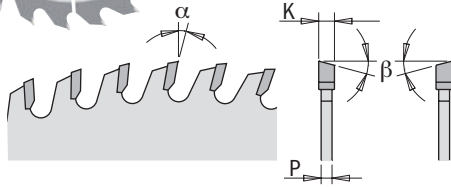
K (CMT Contractor Tools®)

MACHINES: portable benchtop and table saws.
MATERIAL: soft/hard wood, plywood, OSB panels.

Designed for construction, remodeling and DIY projects. These blades deliver solid performance at a very economical price.



Kit 10 pcs.



DESCRIPTION	D mm	B mm	PIN HOLE	Z	K mm	P mm	α	β	PACK Qty.	ORDER NO.
Fine cut-off (clamshell)	85	15		24	1,1	0,7	12°	5° ATB	10	K02403
Crosscut (pack 10 blades)	136	20		18	1,5	1,0	15°	15° ATB	5	K13618H-X10
Fine cut-off (pack 10 blades)	160	20	2/6/32	24	2,2	1,4	15°	15° ATB	5	K16024H-X10
Crosscut (pack 10 blades)	160	20	2/6/32	40	2,2	1,4	10°	15° ATB	5	K16040H-X10
Crosscut (pack 10 blades)	165	20	2/6/32	24	1,7	1,1	15°	15° ATB	5	K16524H-X10
Crosscut (pack 10 blades)	190	30	2/7/42	24	2,2	1,4	20°	10° ATB	5	K19024M-X10
Crosscut (pack 10 blades)	216	30	2/7/42	24	2,4	1,6	-5° Neg.	15° ATB	5	K21624M-X10
Crosscut (pack 10 blades)	216	30	2/7/42	48	2,4	1,6	-5° Neg.	15° ATB	5	K21648M-X10
Crosscut (pack 5 blades)	250	30	COMBI3	40	2,6	1,8	15°	10° ATB	5	K25040M-X05



Saw Blade Combo



K (CMT Contractor Tools®)

MACHINES: portable benchtop and table saws.
MATERIAL: soft/hard wood, plywood, OSB panels.

Designed for construction, remodeling and DIY projects. These blades deliver solid performance at a very economical price.



K160H-X03 3-pc Set for Crosscut & Fine Cut Circular Saw Blades Ø160mm. Bore 20mm.

MASTERPACK 10

DESCRIPTION	SET CONTAINS ORDER No.	D mm	B mm	PIN HOLE	Z	K mm	P mm	α	β
Crosscut	K16024H (1pc.)	160	20	2/6/32	24	2,2	1,4	15°	15° ATB
Fine cut-off	K16040H (2pc.)	160	20	2/6/32	40	2,2	1,4	10°	15° ATB

K190M-X03 3-pc Set for Crosscut & Fine Cut Circular Saw Blades Ø190mm. Bore 30mm.

MASTERPACK 10

DESCRIPTION	SET CONTAINS ORDER No.	D mm	B mm	PIN HOLE	Z	K mm	P mm	α	β
Crosscut	K19024M (2pc.)	190	30	2/7/42	24	2,2	1,4	20°	10° ATB
Fine cut-off	K19040M (1pc.)	190	30	2/7/42	40	2,2	1,4	15°	10° ATB

K216M-X03 3-pc Set for Crosscut & Fine Cut Circular Saw Blades Ø216mm. Bore 30mm.

MASTERPACK 10

DESCRIPTION	SET CONTAINS ORDER No.	D mm	B mm	PIN HOLE	Z	K mm	P mm	α	β
Crosscut	K21624M (1pc.)	216	30	2/7/42	24	2,4	1,6	-5° Neg.	15° ATB
Fine cut-off	K21648M (2pc.)	216	30	2/7/42	48	2,4	1,6	-5° Neg.	15° ATB

K250M-X02 2-pc Set for Rip & Crosscut Circular Saw Blades Ø250mm. Bore 30mm.

MASTERPACK 10

DESCRIPTION	SET CONTAINS ORDER No.	D mm	B mm	PIN HOLE	Z	K mm	P mm	α	β
Rip	K25024M (1pc.)	250	30	COMBI3	24	2,6	1,8	20°	10° ATB
Crosscut	K25040M (1pc.)	250	30	COMBI3	40	2,6	1,8	15°	10° ATB

K305M-X02 2-pc Set for Crosscut & Fine Cut Circular Saw Blades Ø305mm. Bore 30mm.

MASTERPACK 5

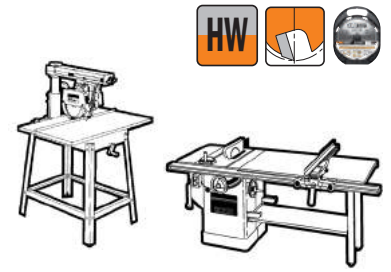
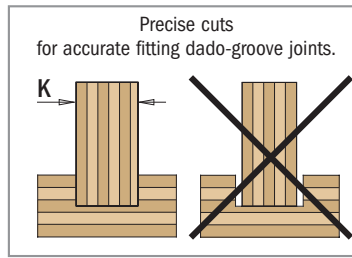
DESCRIPTION	SET CONTAINS ORDER No.	D mm	B mm	PIN HOLE	Z	K mm	P mm	α	β
Crosscut	K30540M (1pc.)	305	30	COMBI3	40	2,8	2,0	-5° Neg.	10° ATB
Fine cut-off	K30560M (1pc.)	305	30	COMBI3	60	2,8	2,0	-5° Neg.	10° ATB

Dado Saw Blades

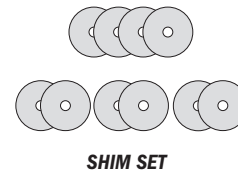
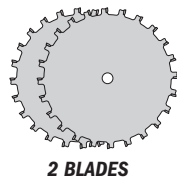
230 CMT thoroughly researched the shortcomings of "standard" dado sets and learned what cabinet makers required most from an "ideal" dado.

The result was the superior CMT precision dado, designed with the following features:

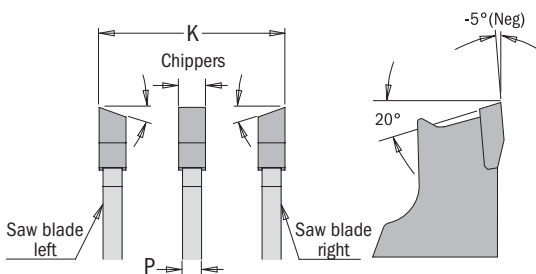
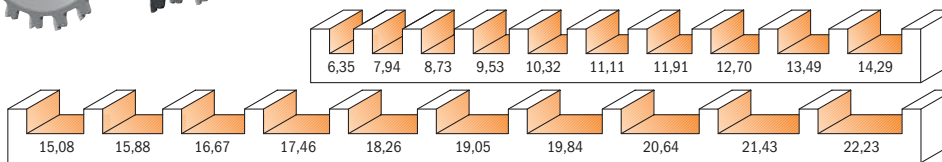
- anti-kickback design to reduce the possibility of overfeeding that can occur when cutting mass material.
- splinter resistant cuts in veneer plywood, melamine and hard and soft woods;
- shim sets included for cuts between 6,35mm (1/4") and 22,23mm (7/8").



Precision Dado set includes:



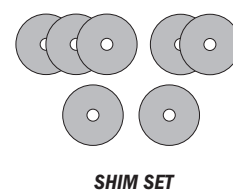
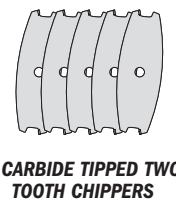
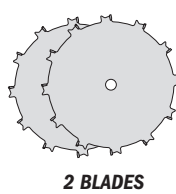
Shims set contains	
No.	Shim Width
4	0.1mm
2	0.2mm
2	0.3mm
2	0.5mm



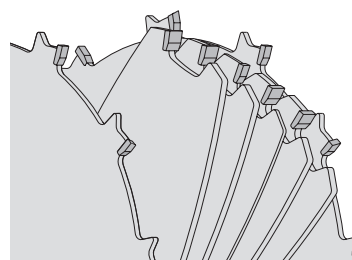
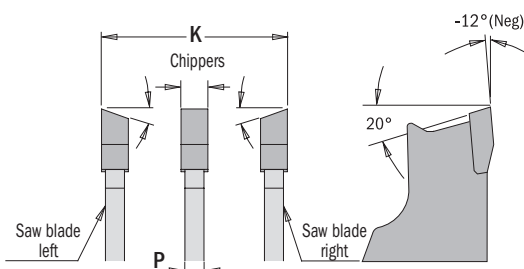
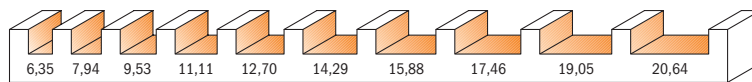
K mm	Number of required inside blades		
	1,6mm	2,4mm	3,2mm
6,35	0	0	0
7,94	1	0	0
8,73	0	1	0
9,53	0	0	1
10,32	1	1	0
11,11	1	0	1
11,91	0	1	1
12,70	0	0	2
13,49	1	1	1
14,29	1	0	2
15,08	0	1	2
15,88	0	0	3
16,67	1	1	2
17,46	1	0	3
18,26	0	1	3
19,05	0	0	4
19,84	1	1	3
20,64	1	0	4
21,43	0	1	4
22,23	1	1	4

D mm	B mm	Z	P (inside blades)			K min.	K max.	α	β	PACK QTY.	ORDER NO.
			3,2mm	2,4mm	1,6mm						
150	15,87	20	4 pcs.	1 pcs.	1 pcs.	6,35	22,23	-5° Neg.	FTG+ATB	3	230.520.06
200	15,87	24	4 pcs.	1 pcs.	1 pcs.	6,35	22,23	-5° Neg.	FTG+ATB	3	230.524.08
200	30	24	4 pcs.	1 pcs.	1 pcs.	6,35	22,23	-5° Neg.	FTG+ATB	3	230.524.08M

Dado Pro set includes:



Shims set contains	
No.	Shim Width
3	0.1mm
2	0.2mm
1	0.3mm
1	0.5mm



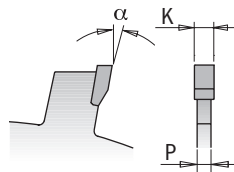
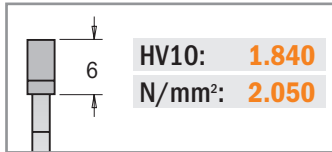
K mm	Number of required inside blades	
	1,6mm	3,2mm
6,35	0	0
7,94	1	0
9,53	0	1
11,11	1	1
12,70	0	2
14,29	1	2
15,88	0	3
17,46	1	3
19,05	0	4
20,64	1	4

D mm	B mm	Z	P (inside blades)		K min.	K max.	α	β	PACK QTY.	ORDER NO.
			3,2mm	1,6mm						
200	15,87	12	4 pcs.	1 pcs.	6,35	20,64	-12° Neg.	FTG+ATB	5	230.012.08



240

APPLICATION: for grooving cuts or for rebating, chamfering, grooving and profiling as a set of tools.
MACHINES: double-end tenoners and moulding machines.
MATERIAL: soft and hardwood, wood-based panels, plastic.



The new design allows multi-rip grooves using different kerf thickness.

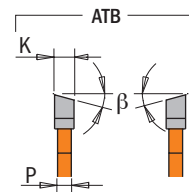
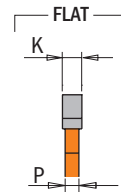
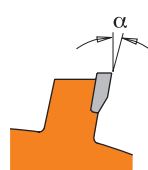
D mm	B mm	Z	K mm	P mm	α	β	PACK QTY.	ORDER NO.
150	30	12	2,0	1,4	15°	FLAT	1	240.020.06M
150	35	12	2,0	1,4	15°	FLAT	1	240.020.06R
150	30	12	3,0	2,0	15°	FLAT	1	240.030.06M
150	35	12	3,0	2,0	15°	FLAT	1	240.030.06R
150	30	12	4,0	3,0	15°	FLAT	1	240.040.06M
150	35	12	4,0	3,0	15°	FLAT	1	240.040.06R
150	30	12	5,0	3,0	15°	FLAT	1	240.050.06M
150	35	12	5,0	3,0	15°	FLAT	1	240.050.06R
150	30	12	6,0	3,0	15°	FLAT	1	240.060.06M
150	35	12	6,0	3,0	15°	FLAT	1	240.060.06R
180	30	18	3,0	2,0	15°	FLAT	1	240.030.07M
180	35	18	3,0	2,0	15°	FLAT	1	240.030.07R
180	30	18	4,0	3,0	15°	FLAT	1	240.040.07M
180	35	18	4,0	3,0	15°	FLAT	1	240.040.07R
180	30	18	5,0	3,0	15°	FLAT	1	240.050.07M
180	35	18	5,0	3,0	15°	FLAT	1	240.050.07R
180	30	18	6,0	3,0	15°	FLAT	1	240.060.07M
180	35	18	6,0	3,0	15°	FLAT	1	240.060.07R

Biscuit Joiner Saw Blades



240-241

CMT's 100mm biscuit joiner saw blades featuring our trademark orange PTFE industrial coating make biscuit joints quickly and easily. These blades fit the most popular biscuit joint models on the market such as Lamello®, Dewalt®, Porter-Cable®, Skil®, Bosch®, Freud®.



D mm	B mm	PIN HOLE	Z	K mm	P mm	α	β	PACK QTY.	ORDER NO.
100	22	4/4,5 - 9,5/36	6	3,96	3,0	18°	10°ATB	10	240.006.04
100	22	4/4,5 - 9,5/36	8	3,96	3,0	15°	10°ATB	10	240.008.04
100*	22	-	8	3,96	3,1-3,8	15°	FLAT	10	241.008.04

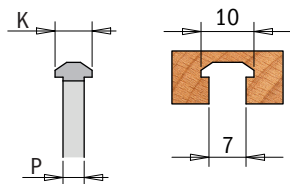
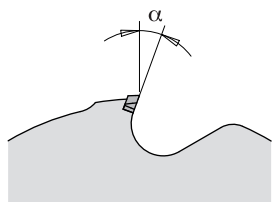
* For Virutex® Machines



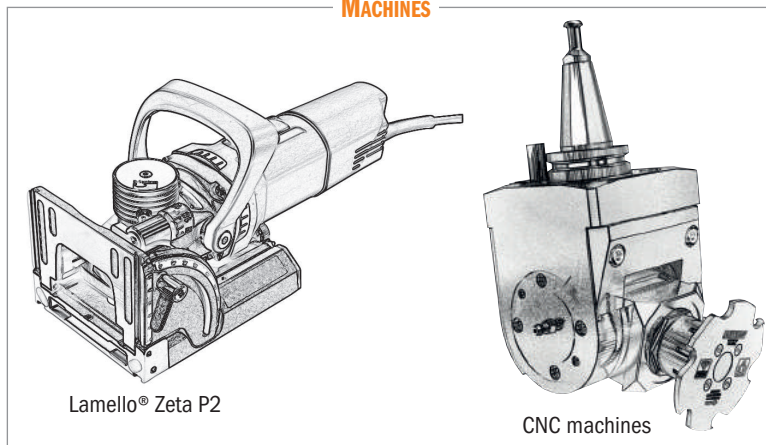
240

APPLICATION: P-System for connecting fittings. The connecting fitting is a preferred solution for open shelf units, large pieces of furniture and angled counters, and a popular choice as a general glueing aid for a variety of angles. Frequently used as a visually appealing and premium quality solid joint for high-end products.

- Knock down fitting for furniture, shelf units, fitted wardrobes, kitchen manufacturing etc.;
- Glueing aid for mitres and 45° angles;
- Connecting fittings for removable elements in trade booth construction and shopfitting projects;
- Great alternative to standard connecting fittings;
- Quick and easy prototype construction prior to launch of new furniture range;
- On-site adjustments and assembly.

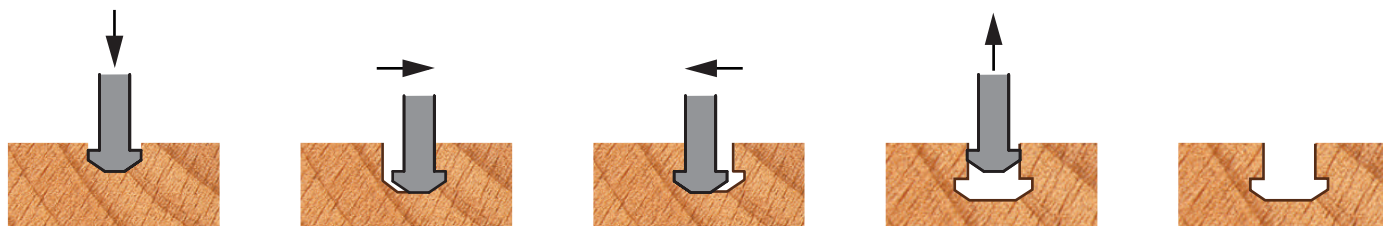


MACHINES



Lamello® Zeta P2

CNC machines



D mm	B mm	MACHINE	PIN HOLE ⊕ ⊗	Z	K mm	P mm	α	β	PACK QTY.	ORDER NO.
100,4	22	Zeta P2	4/4,5 - 9,5/36	3	7	4	20°	TCG	1	240.601.04
100,4	30	CNC	4/6,6 - 12/48	3	7	4	20°	TCG	1	240.601.04M

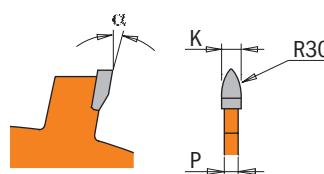
Circular Saw Blade for Patch Work & Repair




240.004.04

The CMT circular saw blade for patch work and repair is ideal for any type of repair work required on solid wood. Resin, knots and other unsightly wood defects are no longer a problem. Cut points using original patches remain practically invisible because wood and patch grains will match up perfectly.

For use with Lamello® and other machines designed for patch work and repair.



D mm	B mm	MACHINE	Z	K mm	P mm	α	β	PACK QTY.	ORDER NO.
100	22	Fit Lamello®	4	8,0	6,0	18°	R30	10	240.004.04



299.11

If you're looking for fast and easy saw alignment and balancing, the cut calibration and sanding disk is for you. First, mount your calibration and sanding disk in your table saw and line it up with a square for accuracy. Then, remove the calibration and sanding disk and mount your saw blade for true precise cuts. You can also use the calibration and sanding disk as a sander by simply attaching self-stick sandpaper and installing the disk in your table saw.



D mm	B mm	P mm	PACK QTY.	ORDER NO.
200	15,87	2,8	10	299.111.00
200	30	2,8	10	299.111.00M
250	15,87	2,8	10	299.112.00
250	30	2,8	10	299.112.00M

Saw Blades Stabilizers



299.10

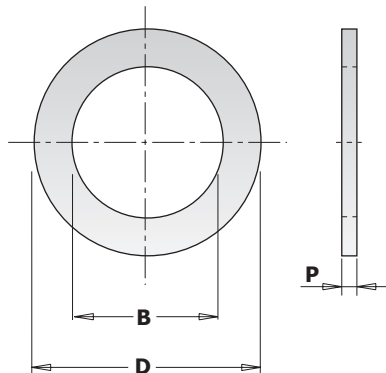
The CMT blade stabilizer virtually eliminates rim vibration to make cleaner, straighter cuts and extend the life of your CMT saw blade. It also helps lessen noise caused by vibration during cutting.



NOTE: for use on stationary saws only. Each order includes 2 stabilizers.

DESCRIPTION	D mm	B mm	P mm	PACK QTY.	ORDER NO.
Stabilizer (2 pcs.) for Ø200mm	75	15,87	3,0	5	299.101.00
Stabilizer (2 pcs.) for Ø200mm	75	30	3,0	5	299.101.00M
Stabilizer (2 pcs.) for Ø250mm	125	15,87	3,0	5	299.102.00
Stabilizer (2 pcs.) for Ø250mm	125	30	3,0	5	299.102.00M
Stabilizer (2 pcs.) for Ø300mm	152	25,4	3,0	5	299.103.00
Stabilizer (2 pcs.) for Ø300mm	152	30	3,0	5	299.103.00M

Reduction Rings for Saw Blades



299

D mm	B mm	P mm	PACK QTY.	ORDER NO.
15,87	10	1,2	10	299.218.00
15,87	12,7	1,2	10	299.217.00
20	12,7	1,2	10	299.221.00
20	15,87	1,4	10	299.243.00
20	16	1,2	10	299.222.00
20	18	1,4	10	299.236.00
22,2	15	1,4	10	299.237.00
22,2	16	1,4	10	299.242.00
22,2	20	1,4	10	299.238.00
25,4	15,87	1,4	10	299.216.00
25,4	19,05	1,4	10	299.213.00
25,4	20	1,4	10	299.214.00
25,4	20	2,3	10	299.220.00
25,4	22	1,4	10	299.215.00
25,4	22,2	1,4	10	299.239.00
25,4	22,2	2,3	10	299.219.00
30	15	1,4	10	299.240.00
30	15,87	1,4	10	299.211.00
30	16	1,4	10	299.223.00
30	16	2,0	10	299.226.00
30	18	1,4	10	299.232.00
30	19,05	1,4	10	299.241.00
30	20	1,4	10	299.224.00
30	22	1,4	10	299.231.00
30	20	2,0	10	299.227.00
30	25	1,4	10	299.225.00
30	25	2,0	10	299.228.00
30	25,4	2,0	10	299.212.00
32	30	2,0	10	299.229.00
35	30	2,0	10	299.230.00
35	32	2,0	10	299.233.00

D mm	B mm	MATERIALS/APPLICATION	Z	K mm	P mm	α	β	ORDER NO.	PAGE
70	20	Two-Sided Melamine	8+8	2,8-3,6		12°	FLAT	289.070.16H	23
80	20	Two-Sided Melamine	12	3,1-4,0	2,2	10°	CO+FTG	S288.080.12H	24
80	20	Two-Sided Melamine	10+10	2,8-3,6		12°	FLAT	289.080.20H	23
85	15	Wood	24	1,1	0,7	12°	15° ATB	K02403	36
85	15	Abrasive Materials	6	1,8	1,4	12°	TCG	236.085.06G	33
100	20	Two-Sided Melamine	20	3,1-4,0	2,5	5°	CO+5° ATB	288.100.20H	24
100	20	Two-Sided Melamine	10+10	2,8-3,6		12°	FLAT	289.100.20H	23
100	20	Two-Sided Melamine	10+10	2,8-3,6		11°	ATB	289.700.20H	23
100	22	Grooving	4	8	6	18°	R30	240.004.04	39
100	22	Grooving	6	3,96	3	18°	10° ATB	240.006.04	38
100	22	Grooving	8	3,96	3	15°	10° ATB	240.008.04	38
100	22	Grooving	8	3,96	3,1-3,8	15°	FLAT	241.008.04	38
100	22	Two-Sided Melamine	20	3,1-4,0	2,5	5°	CO+5° ATB	288.100.20K	24
100	22	Two-Sided Melamine	10+10	2,8-3,6		12°	FLAT	289.100.20K	23
100,4	22	Grooving	3	7	4	20°	TCG	240.601.04	38
100,4	30	Grooving	3	7	4	20°	TCG	240.601.04M	38
120	20	Wood & Plywood	18	1,8	1,2	15°	15° ATB	291.120.18H	34
120	20	Two-Sided Melamine	20	3,1-3,7		5°	CONICAL	238.120.20H	22
120	20	Two-Sided Melamine	24	3,1-4,0	2,5	5°	CO+5° ATB	288.120.24H	24
120	20	Two-Sided Melamine	24	3,4-4,2	2,5	5°	CO+5° ATB	288.120.24H1	24
120	20	Two-Sided Melamine	24	3,1-4,3	2,2	0°	CO+6° ATB	288.720.24H	24
120	20	Wood & Derivatives	36	1,8	1,2	10°	15° ATB	292.120.36H	35
120	20	Aluminium	36	1,8	1,2	-6° Neg.	TCG	296.120.36H	27
120	20	Wood & Derivatives	40	1,8	1,2	10°	15° ATB	292.120.40H	35
120	20	Two-Sided Melamine	12+12	2,8-3,6		12°	FLAT	289.120.24H	23
120	20	Two-Sided Melamine	12+12	2,8-3,6		11°	5° ATB	289.720.24H	23
120	22	Two-Sided Melamine	24	3,1-4,0	2,5	5°	CO+5° ATB	288.120.24K	24
120	22	Two-Sided Melamine	24	3,1-4,3	2,2	0°	CO+6° ATB	288.720.24K	24
120	22	Two-Sided Melamine	12+12	2,8-3,6		12°	FLAT	289.120.24K	23
120	22	Two-Sided Melamine	12+12	2,8-3,6		11°	5° ATB	289.720.24K	23
120	50	Two-Sided Melamine	12+12	2,8-3,6		12°	FLAT	289.120.24T	23
125	20	Two-Sided Melamine	20	3,1-3,7		5°	CONICAL	238.125.20H	22
125	20	Wood & Plywood	20	2,4	1,4	15°	15° ATB	291.125.20H	34
125	20	Two-Sided Melamine	24	3,1-4,0	2,5	5°	CO+5° ATB	288.125.24H	24
125	20	Two-Sided Melamine	24	3,4-4,2	2,5	5°	CO+5° ATB	288.125.24H1	24
125	20	Two-Sided Melamine	24	4,3-5,5	3,2	10°	CO+FTG	288.125.24H2	24
125	20	Two-Sided Melamine	24	3,1-4,3	2,2	0°	CO+6° ATB	288.725.24H	24
125	20	Wood & Derivatives	36	2,4	1,4	15°	15° ATB	292.125.36H	35
125	20	Two-Sided Melamine	12+12	2,8-3,6		12°	FLAT	289.125.24H	23
125	20	Two-Sided Melamine	12+12	2,8-3,6		11°	5° ATB	289.725.24H	23
125	22	Two-Sided Melamine	24	3,1-4,0	2,5	5°	CO+5° ATB	288.125.24K	24
125	22	Two-Sided Melamine	12+12	2,8-3,6		12°	FLAT	289.125.24K	23
125	45	Two-Sided Melamine	24	4,3-5,5	3,2	10°	CO+FTG	288.125.24Q	24
130	20	Wood & Plywood	20	2,4	1,4	15°	15° ATB	291.130.20H	34
130	20	Wood & Derivatives	36	2,4	1,4	15°	15° ATB	292.130.36H	35
136	20	Wood	18	1,5	1	15°	15° ATB	K13618H-X10	36
136	20 (+10)	Wood	18	1,5	1	20°	10° ATB + 8° Shear	271.136.18H	30, 32
136	20 (+10)	Wood & Plywood	36	1,5	1	18°	10° ATB + 8° Shear	272.136.36H	31
136,5	10	Metal & Steel	30	1,5	1,2	0°	8° FWF	226.030.05	28, 32
136,5	20	Metal & Steel	30	1,5	1,2	0°	8° FWF	226.030.05H	28, 32
140	16	Two-Sided Melamine	24	3,1-4,0	2,2	10°	CO+FTG	Y288.140.24E	24
140	20	Wood & Plywood	20	2,4	1,4	15°	15° ATB	291.140.20H	34
140	20	Wood & Derivatives	36	2,4	1,4	15°	15° ATB	292.140.36H	35
150	15,87	Grooving & Dado	20	6,35-22,23	3,2-2,4-1,6	-5° Neg.	FTG+ATB	230.520.06	37
150	16	Wood & Plywood	24	2,4	1,4	15°	15° ATB	291.150.24E	34
150	20	Wood	12	2,4	1,4	20°	10° ATB	290.150.12H	33
150	20	Wood & Plywood	24	2,4	1,4	15°	15° ATB	291.150.24H	34
150	20	Metal & Steel	32	1,6	1,2	0°	8° FWF	226.032.06H	28
150	20	Wood & Derivatives	40	2,4	1,4	15°	15° ATB	292.150.40H	35
150	30	Grooving	12	2	1,4	15°	FLAT	240.020.06M	38
150	30	Grooving	12	3	2	15°	FLAT	240.030.06M	38
150	30	Grooving	12	4	3	15°	FLAT	240.040.06M	38
150	30	Grooving	12	5	3	15°	FLAT	240.050.06M	38
150	30	Grooving	12	6	3	15°	FLAT	240.060.06M	38
150	30	Wood & Derivatives	48	3,2	2,2	5°	15° ATB	285.048.06M	13
150	35	Grooving	12	2	1,4	15°	FLAT	240.020.06R	38

Saw Blade Index

D mm	B mm	MATERIALS/APPLICATION	Z	K mm	P mm	α	β	ORDER NO.	PAGE
150	35	Grooving	12	3	2	15°	FLAT	240.030.06R	38
150	35	Grooving	12	4	3	15°	FLAT	240.040.06R	38
150	35	Grooving	12	5	3	15°	FLAT	240.050.06R	38
150	35	Grooving	12	6	3	15°	FLAT	240.060.06R	38
150	45	Two-Sided Melamine	36	4,3-5,5	3,2	10°	CO+FTG	288.150.36Q	24
150	20 (+16)	Wood	24	1,5	1	18°	10° ATB + 8° Shear	271.150.24H	30
150	20 (+16)	Wood & Plywood	40	1,5	1	16°	10° ATB + 8° Shear	272.150.40H	31
160	16	Wood	12	2,2	1,6	20°	10° ATB	290.160.12E	33
160	16	Wood & Plywood	24	2,2	1,6	15°	15° ATB	291.160.24E	34
160	16	Wood & Derivatives	40	2,2	1,6	10°	15° ATB	292.160.40E	35
160	20	Abrasive Materials	4	2,4	1,8	12°	TCG	236.160.04H	33
160	20	Abrasive Materials	10	2,4	1,8	5°	TCG	236.160.10H	33
160	20	Wood	12	2,2	1,6	20°	10° ATB	290.160.12H	33
160	20	Multi-Materials	20	2,2	1,6	10°	HR	235.160.20H	21
160	20	Aluminium	24	2,2	1,6	5°	TCG	284.160.24H	26
160	20	Wood & Plywood	24	2,2	1,6	15°	15° ATB	291.160.24H	34
160	20	Wood	24	2,2	1,4	15°	15° ATB	K16024H	36
160	20	Wood	24	2,2	1,4	15°	15° ATB	K16024H-X10	36
160	20	Metal & Steel	30	2	1,6	0°	8° FWF	226.030.06H	28
160	20	Two-Sided Melamine	34	2,6	1,8	10°	HDF	287.034.06H	18
160	20	Stainless Steel	40	1,8	1,4	10°	8° FWF	226.540.06H	28
160	20	Two-Sided Melamine	40	2,2	1,6	10°	TCG	281.160.40H2	19
160	20	Wood & Derivatives	40	2,2	1,6	10°	15° ATB	292.160.40H	35
160	20	Aluminium	40	2,2	1,6	-6° Neg.	TCG	296.160.40H	27
160	20	Wood	40	2,2	1,4	10°	15° ATB	K16040H	36
160	20	Wood	40	2,2	1,4	10°	15° ATB	K16040H-X10	36
160	20	Wood & Derivatives	48	2,2	1,6	5°	15° ATB	285.160.48H	13
160	20	Solid Surface	48	2,2	1,6	0°	MTCG	223.048.06H	29
160	20	Two-Sided Melamine	56	2,2	1,6	-3° Neg.	TCG	281.161.56H	19
160	20	Wood & Derivatives	56	2,2	1,6	15°	15° ATB	292.160.56H	35
160	20	Aluminium	56	2,2	1,6	-6° Neg.	TCG	296.160.56H	27
160	30	Wood & Plywood	24	2,2	1,6	15°	15° ATB	291.160.24M	34
160	30	Wood & Derivatives	40	2,2	1,6	10°	15° ATB	292.160.40M	35
160	45	Two-Sided Melamine	36	4,3-5,5	3,2	10°	CO+FTG	288.160.36Q	24
160	55	Two-Sided Melamine	36	4,3-5,5	3,2	10°	CO+FTG	288.160.36Q	24
160	55	Two-Sided Melamine	36	4,7-6,0	3,5	10°	CO+FTG	Y288.160.36Q2	24
160	20 (+16)	Wood	24	1,8	1,2	18°	10° ATB + 8° Shear	271.160.24H	30
160	20 (+16)	Wood & Plywood	40	1,8	1,2	16°	10° ATB + 8° Shear	272.160.40H	31
160	20 (+16)	Wood & Derivatives	56	1,8	1,2	12°	10° ATB + 8° Shear	273.160.56H	31
160	20 (Virutex)	Two-Sided Melamine	40	2,2	1,6	10°	TCG	281.160.40H	20
165	20	Wood & Plywood	24	2,2	1,6	15°	15° ATB	291.165.24H	34
165	20	Wood	24	1,7	1,1	15°	15° ATB	K16524H-X10	36
165	20	Metal & Steel	36	1,6	1,2	0°	8° FWF	226.036.06H	28
165	20	Wood & Derivatives	40	2,2	1,6	10°	15° ATB	292.165.40H	35
165	20	Aluminium	40	2,2	1,6	-6° Neg.	TCG	296.165.40H	27
165	20	Wood & Derivatives	56	2,2	1,6	15°	15° ATB	292.165.56H	35
165	20	Two-Sided Melamine	56	2,2	1,6	-3° Neg.	TCG	281.166.56H	19
165	20	Aluminium	56	2,2	1,6	-6° Neg.	TCG	296.165.56H	27
165	30	Wood	24	1,7	1,1	18°	10° ATB + 8° Shear	271.165.24M	30, 32
165	30	Wood & Plywood	24	2,6	1,6	15°	15° ATB	291.165.24M	34
165	30	Metal & Steel	36	1,6	1,2	0°	8° FWF	226.036.06M	28
165	30	Wood & Derivatives	40	2,6	1,6	10°	15° ATB	292.165.40M	35
165	15,87<	Metal & Steel	36	1,6	1,2	0°	8° FWF	226.036.06	28, 32
165	20 (+15,87)	Wood	24	1,7	1,1	18°	10° ATB + 8° Shear	271.165.24H	30, 32
165	20 (+15,87)	Wood & Plywood	36	1,7	1,1	20°	10° ATB + 8° Shear	272.165.36H	30, 32
170	30	Wood & Plywood	24	2,6	1,6	20°	10° ATB	291.170.24M	34
170	30	Wood & Derivatives	40	2,6	1,6	15°	15° ATB	292.170.40M	35
180	20	Abrasive Materials	4	2,4	1,8	12°	TCG	236.180.04H	33
180	20	Wood & Plywood	24	2,6	1,6	20°	10° ATB	291.180.24H	34
180	20	Two-Sided Melamine	36	4,3-5,5	3,2	10°	CO+FTG	Y288.180.36H	24
180	20	Wood & Derivatives	40	2,6	1,6	15°	15° ATB	292.180.40H	35
180	20	Aluminium	40	2,8	2,2	-6° Neg.	TCG	296.180.40H	27
180	30	Wood	12	2,6	1,6	20°	10° ATB	290.180.12M	33
180	30	Grooving	18	3	2	15°	FLAT	240.030.07M	38
180	30	Grooving	18	4	3	15°	FLAT	240.040.07M	38
180	30	Grooving	18	5	3	15°	FLAT	240.050.07M	38

D mm	B mm	MATERIALS/APPLICATION	Z	K mm	P mm	α	β	ORDER NO.	PAGE
180	30	Grooving	18	6	3	15°	FLAT	240.060.07M	38
180	30	Wood & Plywood	24	2,6	1,6	20°	10° ATB	291.180.24M	34
180	30	Two-Sided Melamine	36	4,4-5,3	3,2	10°	CO+FTG	288.180.36M	24
180	30	Wood & Derivatives	40	2,6	1,6	15°	15° ATB	292.180.40M	35
180	30	Wood & Derivatives	56	3,2	2,2	5°	15° ATB	285.056.07M	13
180	35	Grooving	18	3	2	15°	FLAT	240.030.07R	38
180	35	Grooving	18	4	3	15°	FLAT	240.040.07R	38
180	35	Grooving	18	5	3	15°	FLAT	240.050.07R	38
180	35	Grooving	18	6	3	15°	FLAT	240.060.07R	38
180	40	Multi-Rip	21+3	2,5	1,8	18°	FLAT	280.021.07S	10
180	45	Two-Sided Melamine	36	4,8-5,6	3,5	10°	CO+FTG	288.180.36Q	24
180	50	Two-Sided Melamine	44	4,3-5,5	3,2	10°	CO+FTG	288.180.44T	24
180	55	Two-Sided Melamine	36	5,0-6,2	3,5	10°	CO+FTG	288.180.36Q	24
184	16	Wood & Plywood	24	2,6	1,6	20°	10° ATB	291.184.24E	34
184	16	Wood & Derivatives	40	2,6	1,6	15°	15° ATB	292.184.40E	35
184	30	Wood	24	1,7	1,1	20°	10° ATB + 8° Shear	271.184.24M	30
184	30	Wood & Plywood	24	2,6	1,6	20°	10° ATB	291.184.24M	34
184	30	Wood & Plywood	40	1,7	1,1	18°	10° ATB + 8° Shear	272.184.40M	31
184	30	Wood & Derivatives	40	2,6	1,6	15°	15° ATB	292.184.40M	35
184	15,87<	Metal & Steel	48	2	1,6	0°	8° FWF	226.048.07	28
184	15,87<	Stainless Steel	48	2	1,6	10°	8° FWF	226.548.07	28
184	20 (+16+15,87)	Wood	24	1,7	1,1	20°	10° ATB + 8° Shear	271.184.24H	30, 32
184	20 (+16+15,87)	Wood & Plywood	40	1,7	1,1	18°	10° ATB + 8° Shear	272.184.40H	30, 32
190	16	Wood	12	2,6	1,6	20°	10° ATB	290.190.12E	33
190	16	Wood & Plywood	24	2,6	1,6	20°	10° ATB	291.190.24E	34
190	16	Wood & Derivatives	40	2,6	1,6	15°	15° ATB	292.190.40E	35
190	20	Wood	12	2,6	1,6	20°	10° ATB	290.190.12H	33
190	20	Wood & Plywood	24	2,6	1,6	20°	10° ATB	291.190.24H	34
190	20	Wood & Derivatives	40	2,6	1,6	15°	15° ATB	292.190.40H	35
190	30	Abrasive Materials	4	2,4	1,8	12°	TCG	236.190.04M	33
190	30	Abrasive Materials	12	2,4	1,8	12°	TCG	236.190.12M	33
190	30	Wood	12	2,6	1,6	20°	10° ATB	290.190.12M	33
190	30	Multi-Materials	24	2,5	2	10°	HR	235.190.24M	21
190	30	Wood & Plywood	24	2,6	1,6	20°	10° ATB	291.190.24M	34
190	30	Wood	24	2,2	1,4	20°	10° ATB	K19024M	36
190	30	Wood	24	2,2	1,4	20°	10° ATB	K19024M-X10	36
190	30	Aluminium	30	2,6	2,2	5°	TCG	284.190.30M	26
190	30	Metal & Steel	40	2	1,6	0°	8° FWF	226.040.07M	28
190	30	Wood & Derivatives	40	2,6	1,6	15°	15° ATB	292.190.40M	35
190	30	Aluminium	40	2,8	2,2	-6° Neg.	TCG	296.190.40M	27
190	30	Wood	40	2,2	1,4	15°	10° ATB	K19040M	36
190	30	Stainless Steel	48	1,8	1,4	10°	8° FWF	226.548.07M	28
190	30	Wood & Derivatives	64	2,6	1,6	15°	15° ATB	292.190.64M	35
190	30	Aluminium	64	2,8	2,2	-6° Neg.	TCG	296.190.64M	27
190	20 (Festool® FF)	Wood & Plywood	32	2,6	1,8	10°	10° ATB	291.190.32FF	34
190	20 (Festool® FF)	Wood & Derivatives	48	2,4	1,8	10°	15° ATB	292.190.48FF	35
190	20 (Festool® FF)	Two-Sided Melamine	54	2,6	1,8	4°	TCG	281.190.54FF	19
190	20 (Festool® FF)	Aluminium	64	2,8	2,2	-6° Neg.	TCG	296.190.64FF	27
190	30 (+20+16)	Wood	24	1,7	1,1	20°	10° ATB + 8° Shear	271.190.24M	30
190	30 (+20+16)	Wood & Plywood	42	1,7	1,1	18°	10° ATB + 8° Shear	272.190.42M	31
190	30 (+20+16)	Wood & Derivatives	64	1,7	1,1	15°	10° ATB + 8° Shear	273.190.64M	31
200	15,87	Grooving & Dado	12	3,2-1,6	6,35-20,64	-12° Neg.	FTG+ATB	230.012.08	37
200	15,87	Grooving & Dado	24	6,35-22,23	3,2-2,4-1,6	-5° Neg.	FTG+ATB	230.524.08	37
200	20	Two-Sided Melamine	36	4,4-5,3	3,2	10°	CO+FTG	288.200.36H	24
200	30	Grooving & Dado	24	6,35-22,23	3,2-2,4-1,6	-5° Neg.	FTG+ATB	230.524.08M	37
200	30	Wood	24	2,8	1,8	20°	10° ATB	290.200.24M	33
200	30	Wood	36	1,8	1,2	15°	10° ATB + 8° Shear	271.200.36M	30
200	30	Wood & Derivatives	36	3,2	2,2	15°	10° ATB	285.036.08M	12
200	30	Wood & Plywood	36	2,8	1,8	15°	15° ATB	291.200.36M	34
200	30	Wood & Plywood	48	1,8	1,2	15°	10° ATB + 8° Shear	272.200.48M	31
200	30	Wood & Derivatives	48	3,2	2,2	15°	15° ATB	285.048.08M	12
200	30	Wood & Derivatives	48	2,8	1,8	15°	15° ATB	292.200.48M	35
200	30	Aluminium	48	2,8	2,2	-6° Neg.	TCG	296.200.48M	27
200	30	Two-Sided Melamine	64	3,2	2,2	10°	TCG	281.064.08M	19
200	30	Wood & Derivatives	64	3,2	2,2	5°	15° ATB	285.064.08M	13
200	40	Multi-Rip	21+3	2,5	1,8	18°	FLAT	280.021.08S	10

Saw Blade Index

D mm	B mm	MATERIALS/APPLICATION	Z	K mm	P mm	α	β	ORDER NO.	PAGE
200	45	Two-Sided Melamine	36	4,7-6,0	3,5	10°	CO+FTG	288.200.36Q	24
200	45	Two-Sided Melamine	36	4,3-5,5	3,2	10°	CO+FTG	Y288.200.36Q2	24
200	65	Two-Sided Melamine	36	4,4-5,3	3,2	10°	CO+FTG	288.200.36J	24
210	25	Wood	24	2,8	1,8	20°	10° ATB	290.210.24L	33
210	25	Wood & Plywood	36	2,8	1,8	15°	15° ATB	291.210.36L	34
210	25	Wood & Derivatives	48	2,8	1,8	15°	15° ATB	292.210.48L	35
210	30	Abrasive Materials	12	2,4	1,8	12°	TCG	236.210.12M	33
210	30	Wood	24	2,8	1,8	20°	10° ATB	290.210.24M	33
210	30	Wood & Plywood	36	2,8	1,8	15°	15° ATB	291.210.36M	34
210	30	Metal & Steel	48	2,2	1,8	0°	8° FWF	226.048.08M	28
210	30	Wood & Derivatives	48	2,8	1,8	15°	15° ATB	292.210.48M	35
210	30	Aluminium	48	2,8	2,2	-6° Neg.	TCG	296.210.48M	27
210	30	Wood & Derivatives	64	2,8	1,8	15°	15° ATB	292.210.64M	35
210	30	Aluminium	64	2,8	2,2	-6° Neg.	TCG	296.210.64M	27
210	15,87<	Metal & Steel	48	2,2	1,8	0°	8° FWF	226.048.08	28
210	30 (+25)	Wood	36	1,8	1,2	15°	10° ATB + 8° Shear	271.210.36M	30
210	30 (+25)	Wood & Plywood	48	1,8	1,2	15°	10° ATB + 8° Shear	272.210.48M	31
215	50	Two-Sided Melamine	42	4,3-5,5	3,2	10°	CO+FTG	288.215.42T	24
216	30	Abrasive Materials	14	2,4	1,8	12°	TCG	236.216.14M	33
216	30	Wood	24	2,8	1,8	-5° Neg.	15° ATB	290.216.24M	33
216	30	Wood	24	2,4	1,6	-5° Neg.	15° ATB	K21624M	36
216	30	Wood	24	2,4	1,6	-5° Neg.	15° ATB	K21624M-X10	36
216	30	Multi-Materials	30	2,5	2	10°	HR	235.216.30M	21
216	30	Wood	36	1,8	1,2	-5° Neg.	10° ATB + 8° Shear	271.216.36M	30
216	30	Aluminium	40	2,6	2,2	5°	TCG	284.216.40M	26
216	30	Metal & Steel	48	2,2	1,8	0°	8° FWF	226.047.09M	28
216	30	Wood & Plywood	48	1,8	1,2	-5° Neg.	10° ATB + 8° Shear	272.216.48M	31
216	30	Wood & Plywood	48	2,8	1,8	-5° Neg.	15° ATB	291.216.48M	34
216	30	Wood	48	2,4	1,6	-5° Neg.	15° ATB	K21648M	36
216	30	Wood	48	2,4	1,6	-5° Neg.	15° ATB	K21648M-X10	36
216	30	Stainless Steel	56	1,8	1,4	10°	8° FWF	226.556.09M	28
216	30	Wood & Derivatives	64	1,8	1,2	-5° Neg.	10° ATB + 8° Shear	273.216.64M	31
216	30	Wood & Derivatives	64	2,8	1,8	-5° Neg.	15° ATB	292.216.64M	35
216	30	Aluminium	64	2,8	2,2	-6° Neg.	TCG	297.064.09M	27
216	30	Wood & Derivatives	80	2,8	1,8	-5° Neg.	15° ATB	292.216.80M	35
216	30	Aluminium	80	2,8	2,2	-6° Neg.	TCG	297.080.09M	27
220	30	Wood	24	2,8	1,8	20°	10° ATB	290.220.24M	33
220	30	Wood & Plywood	36	2,8	1,8	15°	15° ATB	291.220.36M	34
220	30	Two-Sided Melamine	42	3,2	2,2	10°	HDF	287.042.09M	18
220	30	Two-Sided Melamine	42	3,2	2,2	-6° Neg.	HDF	287.043.09M	17
220	30	Wood & Derivatives	48	2,8	1,8	15°	15° ATB	292.220.48M	35
220	30	Two-Sided Melamine	63	3,2	2,2	-3° Neg.	FFT	281.063.09M	19
220	30	Two-Sided Melamine	64	3,2	2,2	10°	TCG	281.064.09M	19
220	30	Two-Sided Melamine	64	3,2	2,2	-5° Neg.	40° ATB	283.064.09M	15
225	30	Wood & Plywood	36	2,8	1,8	20°	15° ATB	291.225.36M	34
225	30	Wood & Derivatives	48	2,8	1,8	10°	15° ATB	292.225.48M	35
225	30	Two-Sided Melamine	64	2,6	1,8	4°	TCG	281.225.64M	19
225	30	Aluminium	64	2,8	2,2	-6° Neg.	TCG	296.225.64M	27
230	30	Abrasive Materials	4	2,4	1,8	12°	TCG	236.230.04M	33
230	30	Wood	24	2,8	1,8	20°	10° ATB	290.230.24M	33
230	30	Wood & Plywood	36	2,8	1,8	15°	15° ATB	291.230.36M	34
230	30	Wood & Derivatives	48	2,8	1,8	15°	15° ATB	292.230.48M	35
230	30	Aluminium	48	2,8	2,2	-6° Neg.	TCG	296.230.48M	27
230	30	Wood & Derivatives	64	2,8	1,8	15°	15° ATB	292.230.64M	35
235	25	Wood	24	2,8	1,8	20°	10° ATB	290.235.24L	33
235	25	Wood & Plywood	36	2,8	1,8	15°	15° ATB	291.235.36L	34
235	25	Wood & Derivatives	48	2,8	1,8	15°	15° ATB	292.235.48L	35
235	30	Wood	24	2,8	1,8	20°	10° ATB	290.235.24M	33
235	30	Wood & Plywood	36	2,8	1,8	15°	15° ATB	291.235.36M	34
235	30	Metal & Steel	48	2,2	1,8	0°	8° FWF	226.048.09M	28
235	30	Wood & Derivatives	48	2,8	1,8	15°	15° ATB	292.235.48M	35
235	30	Aluminium	48	2,8	2,2	-6° Neg.	TCG	296.235.48M	27
235	30 (+25)	Wood	36	2,4	1,6	18°	10° ATB + 8° Shear	271.235.36M	30
235	30 (+25)	Wood & Plywood	48	2,4	1,6	18°	10° ATB + 8° Shear	272.235.48M	31
240	30	Wood	24	2,8	1,8	20°	10° ATB	290.240.24M	33
240	30	Wood & Plywood	36	2,8	1,8	15°	15° ATB	291.240.36M	34

D mm	B mm	MATERIALS/APPLICATION	Z	K mm	P mm	α	β	ORDER NO.	PAGE
240	30	Wood & Derivatives	48	2,8	1,8	15°	15° ATB	292.240.48M	35
250	20	Garden	20	2,2	1,4	15°	10° ATB	298.250.20H	32
250	20	Wood & Derivatives	40	3,2	2,2	15°	10° ATB	285.040.10H	12
250	25,4	Garden	20	2,2	1,4	15°	10° ATB	298.250.20	32
250	30	Abrasive Materials	16	2,4	1,8	12°	TCG	236.250.16M	33
250	30	Construction Materials	16	2,8	1,8	15°	5° ATB	286.016.10M	11
250	30	Wood	24	2,4	1,6	20°	10° ATB + 8° Shear	271.250.24M	30
250	30	Wood	24	2,8	1,8	20°	10° ATB	290.250.24M	11, 33
250	30	Wood	24	2,6	1,8	20°	10° ATB	K25024M	36
250	30	Multi-Materials	36	2,5	2	10°	HR	235.250.36M	21
250	30	Wood & Derivatives	40	3,2	2,2	15°	10° ATB	285.040.10M	15
250	30	Wood & Derivatives	40	3,2	2,2	15°	10° ATB	285.640.10M	14
250	30	Wood	40	2,6	1,8	15°	10° ATB	K25040M	36
250	30	Wood	40	2,6	1,8	15°	10° ATB	K25040M-X05	36
250	30	Wood	42	2,4	1,6	18°	10° ATB + 8° Shear	271.250.42M	30
250	30	Two-Sided Melamine	48	3,2	2,2	10°	45° TCG	237.048.10M	22
250	30	Wood & Derivatives	48	3,2	2,2	15°	10° ATB	285.048.10M	12
250	30	Two-Sided Melamine	48	3,2	2,2	10°	HDF	287.048.10M	17
250	30	Two-Sided Melamine	48	3,2	2,2	-6° Neg.	HDF	287.049.10M	16
250	30	Two-Sided Melamine	48	3,2	2,2	10°	HDF	287.648.10M	17
250	30	Wood & Plywood	60	2,4	1,6	15°	10° ATB + 8° Shear	272.250.60M	31
250	30	Two-Sided Melamine	60	3,2	2,2	10°	TCG	281.060.10M	20, 25
250	30	Two-Sided Melamine	60	3,2	2,2	-3° Neg.	FFT	281.061.10M	19
250	30	Wood & Derivatives	60	3,2	2,2	10°	15° ATB	285.060.10M	12
250	30	Wood & Derivatives	60	3,2	2,2	10°	15° ATB	285.660.10M	14
250	30	Solid Surface	72	3,2	2,5	0°	MTCG	223.072.10M	29
250	30	Stainless Steel	72	2,2	1,8	10°	8° FWF	226.572.10M	28
250	30	Two-Sided Melamine	78	3,2	2,2	10°	FFT	295.078.10M	18
250	30	PVC, Plexiglass	80	2,8	2,2	-3° Neg.	MATB	222.080.10M	29
250	30	Wood & Derivatives	80	2,4	1,6	12°	10° ATB + 8° Shear	273.250.80M	31
250	30	Multi-Materials	80	3,2	2,2	15°	1FTG+4ATB	274.080.10M	16
250	30	Two-Sided Melamine	80	3,2	2,2	10°	TCG	281.080.10M	20, 25
250	30	Two-Sided Melamine	80	3,2	2,2	5°	TCG	281.680.10M	18
250	30	Two-Sided Melamine	80	3,2	2,2	-2° Neg.	40° ATB	283.080.10M	15
250	30	Two-Sided Melamine	80	3,2	2,2	-2° Neg.	38° ATB	283.680.10M	15
250	30	Wood & Derivatives	80	3,2	2,2	5°	15° ATB	285.080.10M	13
250	30	Wood & Derivatives	80	3	2,5	10°	20° ATB	285.580.10M	13
250	30	Wood & Derivatives	80	3,2	2,2	5°	15° ATB	285.680.10M	14
250	30	Aluminium	80	3,2	2,5	-6° Neg.	TCG	297.080.10M	27
250	30	Two-Sided Melamine	80	3,2	2,2	-3° Neg.	TCG	281.681.10M	19
250	30	Multi-Rip	20+4	3,2	2,2	18°	10° ATB	279.020.10M	9
250	32	Aluminium	80	3,2	2,5	5°	TCG	284.080.10P	26
250	32	Aluminium	80	3,2	2,5	-6° Neg.	TCG	297.080.10P	27
250	35	Wood & Derivatives	40	3,2	2,2	15°	10° ATB	285.040.10R	12
250	35	Wood & Derivatives	60	3,2	2,2	10°	15° ATB	285.060.10R	12
250	35	Wood & Derivatives	80	3,2	2,2	5°	15° ATB	285.080.10R	13
250	70	Multi-Rip	20+4	3,2	2,2	18°	10° ATB	279.020.10V	9
250	70	Multi-Rip	20+4	2,7	1,8	18°	10° ATB	280.020.10V	10
250	80	Multi-Rip	20+4	3,2	2,2	18°	10° ATB	279.020.10W	9
250	80	Multi-Rip	20+4	2,7	1,8	18°	10° ATB	280.020.10W	10
254	15,87	Metal & Steel	48	2,2	1,8	0°	8° FWF	226.048.10	28
254	15,87	Metal & Steel	60	2,2	1,8	0°	8° FWF	226.060.10	28
254	15,87	Stainless Steel	72	2,2	1,8	10°	8° FWF	226.572.10	28
254	30	Wood & Plywood	48	2,4	1,8	-5° Neg.	15° ATB	294.048.10M	12
254	30	Metal & Steel	60	2,2	1,8	0°	8° FWF	226.060.10M	28
254	30	Wood & Plywood	60	2,4	1,8	-5° Neg.	15° ATB	294.060.10M	12
254	30	Aluminium	80	3,2	2,5	-5° Neg.	TCG	297.081.10M	27
260	30	Wood	28	2,8	1,8	20°	10° ATB	290.260.28M	11, 33
260	30	Wood & Derivatives	48	2,8	1,8	15°	10° ATB	285.048.11M	12
260	30	Wood & Derivatives	60	2,8	1,8	10°	15° ATB	285.060.11M	12
260	30	Wood & Plywood	60	2,5	1,8	-5° Neg.	15° ATB	294.060.11M	12
260	30	Two-Sided Melamine	64	2,5	1,8	-3° Neg.	TCG	281.065.11M	19
260	30	Wood & Derivatives	80	2,5	1,8	-5° Neg.	15° ATB	294.080.11M	13
260	30	Aluminium	80	2,8	2,2	-6° Neg.	TCG	297.080.11M	27
270	30	Wood	28	2,8	1,8	20°	10° ATB	290.270.28M	11, 33
270	30	Wood & Plywood	42	2,8	1,8	15°	15° ATB	291.270.42M	12, 34

Saw Blade Index

D mm	B mm	MATERIALS/APPLICATION	Z	K mm	P mm	α	β	ORDER NO.	PAGE
275	20	Wood & Derivatives	42	3,2	2,2	15°	10° ATB	285.042.11H	12
280	30	Wood & Plywood	64	2,8	1,8	10°	15° ATB	295.064.11M	12
280	30	Aluminium	64	3,2	2,5	-6° Neg.	TCG	297.064.11M	27
300	20	Wood & Derivatives	48	3,2	2,2	15°	10° ATB	285.048.12H	12
300	30	Abrasive Materials	20	2,4	1,8	12°	TCG	236.300.20M	33
300	30	Construction Materials	20	2,8	1,8	15°	5° ATB	286.020.12M	11
300	30	Wood	24	2,6	1,8	22°	10° ATB + 8° Shear	271.300.24M	30
300	30	Wood	24	3,2	2,2	20°	10° ATB	293.024.12M	11
300	30	Multi-Rip	28	3,2	2,2	18°	10° ATB	278.028.12M	9
300	30	Wood & Derivatives	36	3,2	2,2	15°	10° ATB	285.036.12M	12
300	30	Multi-Materials	44	2,5	2	10°	HR	235.300.44M	21
300	30	Wood	48	2,6	1,8	18°	10° ATB + 8° Shear	271.300.48M	30
300	30	Wood & Derivatives	48	3,2	2,2	15°	10° ATB	285.048.12M	12
300	30	Wood & Derivatives	48	3,2	2,2	15°	10° ATB	285.648.12M	14
300	30	Construction Materials	48	3,2	2,2	15°	10° ATB	286.048.12M	11
300	30	Two-Sided Melamine	60	3,2	2,2	10°	45° TCG	237.060.12M	22
300	30	Two-Sided Melamine	60	4,4	3,2	16°	TCG	282.060.12M	25
300	30	Wood & Derivatives	60	3,2	2,2	15°	10° ATB	285.060.12M	12
300	30	Wood & Plywood	72	2,6	1,8	15°	10° ATB + 8° Shear	272.300.72M	31
300	30	Two-Sided Melamine	72	3,2	2,2	10°	TCG	281.072.12M	19, 25
300	30	Two-Sided Melamine	72	3,2	2,2	-3° Neg.	FFT	281.073.12M	19
300	30	Two-Sided Melamine	72	3,2	2,2	10°	TCG	281.672.12M	18
300	30	Wood & Derivatives	72	3,2	2,2	10°	15° ATB	285.072.12M	12
300	30	Wood & Derivatives	72	3,2	2,2	10°	15° ATB	285.672.12M	14
300	30	Stainless Steel	80	2,2	1,8	10°	8° FWF	226.580.12M	28
300	30	Solid Surface	84	3,2	2,5	0°	MTCG	223.084.12M	29
300	30	PVC, Plexiglass	96	2,8	2,2	-3° Neg.	MATB	222.096.12M	29
300	30	Two-Sided Melamine	96	3,2	2,2	15°	45° TCG	237.096.12M	22
300	30	Wood & Derivatives	96	2,6	1,8	12°	10° ATB + 8° Shear	273.300.96M	31
300	30	Two-Sided Melamine	96	3,2	2,2	10°	TCG	281.096.12M	19, 25
300	30	Two-Sided Melamine	96	3,2	2,2	-3° Neg.	TCG	281.697.12M	19
300	30	Two-Sided Melamine	96	3,2	2,2	5°	TCG	281.696.12M	18
300	30	Two-Sided Melamine	96	3,2	2,2	2°	40° ATB	283.096.12M	15
300	30	Two-Sided Melamine	96	3,2	2,2	2°	38° ATB	283.696.12M	15
300	30	Wood & Derivatives	96	3,2	2,2	5°	15° ATB	285.096.12M	13
300	30	Wood & Derivatives	96	3	2,5	10°	20° ATB	285.596.12M	13
300	30	Wood & Derivatives	96	3,2	2,2	5°	15° ATB	285.696.12M	14
300	30	Two-Sided Melamine	96	3,2	2,2	10°	FFT	295.096.12M	18
300	30	Aluminium	96	3,2	2,5	-6° Neg.	TCG	297.096.12M	27
300	30	Multi-Materials	100	3,2	2,2	15°	1FTG+4ATB	274.100.12M	16
300	30	Multi-Rip	24+4	3,2	2,2	18°	10° ATB	279.024.12M	9
300	30	Multi-Rip	24+4	4	2,8	18°	10° ATB	277.024.12M	10
300	32	Aluminium	96	3,2	2,5	5°	TCG	284.096.12P	26
300	32	Aluminium	96	3,2	2,5	-6° Neg.	TCG	297.096.12P	27
300	35	Wood	24	3,2	2,2	20°	10° ATB	293.024.12R	11
300	35	Wood & Derivatives	48	3,2	2,2	15°	10° ATB	285.048.12R	12
300	35	Wood & Derivatives	72	3,2	2,2	10°	15° ATB	285.072.12R	12
300	35	Wood & Derivatives	96	3,2	2,2	5°	15° ATB	285.096.12R	13
300	50	Two-Sided Melamine	48	4,3-5,5	3,2	10°	CO+FTG	288.300.48T	24
300	60	Multi-Rip	24+4	3,2	2,2	18°	10° ATB	279.024.12U	9
300	65	Two-Sided Melamine	72	4,3-5,5	3,2	10°	CO+FTG	288.300.72J	24
300	70	Multi-Rip	28	3,2	2,2	18°	10° ATB	278.028.12V	9
300	70	Multi-Rip	24+4	3,2	2,2	18°	10° ATB	279.024.12V	9
300	70	Multi-Rip	24+4	2,7	1,8	18°	10° ATB	280.024.12V	10
300	70	Multi-Rip	24+4	4	2,8	18°	10° ATB	277.024.12V	10
300	75	Two-Sided Melamine	60	4,4	3,2	16°	TCG	282.060.12X	25
300	80	Two-Sided Melamine	60	4,4	3,2	16°	TCG	282.060.12W	25
300	80	Multi-Rip	24+4	3,2	2,2	18°	10° ATB	279.024.12W	9
300	80	Multi-Rip	24+4	2,7	1,8	18°	10° ATB	280.024.12W	10
300	80	Multi-Rip	24+4	4	2,8	18°	10° ATB	277.024.12W	10
303	30	Two-Sided Melamine	60	3,2	2,2	10°	HDF	287.060.12M	17
303	30	Two-Sided Melamine	60	3,2	2,2	-6° Neg.	HDF	287.061.12M	16
303	30	Two-Sided Melamine	60	3,2	2,2	10°	HDF	287.660.12M	17
305	25,4	Metal & Steel	60	2,2	1,8	0°	8° FWF	226.060.12	28
305	25,4	Metal & Steel	80	2,2	1,8	0°	8° FWF	226.080.12	28
305	25,4	Stainless Steel	80	2,2	1,8	10°	8° FWF	226.580.12	28

D mm	B mm	MATERIALS/APPLICATION	Z	K mm	P mm	α	β	ORDER NO.	PAGE
305	30	Wood	28	2,8	1,8	20°	10° ATB	293.028.22M	11
305	30	Wood	40	2,8	2	-5° Neg.	10° ATB	K30540M	36
305	30	Wood & Plywood	54	2,8	1,8	-5° Neg.	15° ATB	294.054.22M	12
305	30	Wood	60	2,8	2	-5° Neg.	10° ATB	K30560M	36
305	30	Wood & Derivatives	72	3,2	2,2	10°	15° ATB	285.072.22M	13
305	30	Wood & Plywood	72	3,2	2,2	-5° Neg.	15° ATB	294.072.22M	13
305	30	Metal & Steel	80	2,2	1,8	0°	8° FWF	226.080.12M	28
305	30	Aluminium	96	3,2	2,5	-6° Neg.	TCG	297.096.13M	27
315	30	Construction Materials	24	3,2	2,2	15°	5° ATB	286.024.13M	11
315	30	Wood	28	3,2	2,2	20°	10° ATB	293.028.12M	11
315	30	Wood	36	3,2	2,2	15°	5° ATB	285.036.13M	11
315	30	Wood & Plywood	54	3,2	2,2	15°	10° ATB	294.054.12M	12
315	30	Wood & Derivatives	72	3,2	2,2	15°	10° ATB	285.072.13M	13
315	30	Aluminium	96	3,2	2,5	-6° Neg.	TCG	297.096.23M	27
320	65	Two-Sided Melamine	60	4,4	3,2	16°	TCG	Y282.060.13J	25
320	65	Two-Sided Melamine	72	4,4	3,2	16°	TCG	282.072.13J	25
330	30	Aluminium	96	3,2	2,5	-6° Neg.	TCG	297.096.33M	27
330	32	Aluminium	96	3,2	2,5	-6° Neg.	TCG	297.096.33P	27
350	30	Construction Materials	24	3,2	2,2	15°	5° ATB	286.024.14M	11
350	30	Wood	28	3,5	2,5	20°	10° ATB	293.028.14M	11
350	30	Multi-Rip	36	3,5	2,5	18°	10° ATB	278.036.14M	9
350	30	Two-Sided Melamine	54	4,4	3,2	16°	TCG	282.054.14M	25
350	30	Wood & Derivatives	54	3,5	2,5	15°	10° ATB	285.054.14M	12
350	30	Wood & Derivatives	54	3,5	2,5	15°	10° ATB	285.654.14M	14
350	30	Two-Sided Melamine	72	3,5	2,4	15°	45° TCG	237.072.14M	22
350	30	Two-Sided Melamine	72	4,4	3,2	16°	TCG	282.072.14M	25
350	30	Wood & Derivatives	72	3,5	2,5	15°	10° ATB	285.072.14M	12
350	30	Two-Sided Melamine	84	3,5	2,5	10°	TCG	281.084.14M	19
350	30	Two-Sided Melamine	84	3,5	2,5	10°	TCG	281.684.14M	18
350	30	Wood & Derivatives	84	3,5	2,5	10°	15° ATB	285.084.14M	12
350	30	Wood & Derivatives	84	3,5	2,5	10°	15° ATB	285.684.14M	14
350	30	Two-Sided Melamine	108	3,5	2,5	10°	TCG	281.108.14M	19, 25
350	30	Two-Sided Melamine	108	3,5	2,5	5°	TCG	281.708.14M	18
350	30	Two-Sided Melamine	108	3,5	2,5	5°	40° ATB	283.108.14M	15
350	30	Wood & Derivatives	108	3,5	2,5	5°	15° ATB	285.108.14M	13
350	30	Wood & Derivatives	108	3,5	2,5	5°	15° ATB	285.708.14M	14
350	30	Two-Sided Melamine	108	3,5	2,5	10°	FFT	295.108.14M	18
350	30	Aluminium	108	3,2	2,5	-6° Neg.	TCG	297.108.14M	27
350	30	Multi-Rip	24+6	4,2	2,8	18°	10° ATB	277.024.14M	10
350	30	Multi-Rip	28+4	3,5	2,5	18°	10° ATB	279.028.14M	9
350	32	Aluminium	92	3,2	2,5	5°	TCG	284.092.14P	26
350	32	Aluminium	108	3,2	2,5	5°	TCG	284.108.14P	26
350	32	Aluminium	108	3,2	2,5	-6° Neg.	TCG	297.108.14P	27
350	35	Wood	28	3,5	2,5	20°	10° ATB	293.028.14R	11
350	35	Wood & Derivatives	54	3,5	2,5	15°	10° ATB	285.054.14R	12
350	35	Wood & Derivatives	84	3,5	2,5	10°	15° ATB	285.084.14R	12
350	35	Wood & Derivatives	108	3,5	2,5	5°	15° ATB	285.108.14R	13
350	50	Two-Sided Melamine	72	4,4	3,2	16°	TCG	282.072.14T	25
350	60	Two-Sided Melamine	72	4,4	3,2	16°	TCG	Y282.072.14U	25
350	60	Multi-Rip	28+4	3,5	2,5	18°	10° ATB	279.028.14U	9
350	70	Multi-Rip	36	3,5	2,5	18°	10° ATB	278.036.14V	9
350	70	Multi-Rip	24+6	4,2	2,8	18°	10° ATB	277.024.14V	10
350	70	Multi-Rip	28+4	3,5	2,5	18°	10° ATB	279.028.14V	9
350	75	Two-Sided Melamine	54	4,4	3,2	16°	TCG	282.054.14X	25
350	75	Two-Sided Melamine	72	4,4	3,2	16°	TCG	282.072.14X	25
350	80	Two-Sided Melamine	54	4,4	3,2	16°	TCG	282.054.14W	25
350	80	Two-Sided Melamine	72	4,4	3,2	16°	TCG	282.072.14W	25
350	80	Multi-Rip	28+4	3,5	2,5	18°	10° ATB	279.028.14W	9
355	25,4	Metal & Steel	72	2,2	1,8	0°	8° FWF	226.072.14	28
355	25,4	Metal & Steel	90	2,2	1,8	0°	8° FWF	226.090.14	28
355	25,4	Stainless Steel	90	2,2	1,8	10°	8° FWF	226.590.14	28
355	30	Two-Sided Melamine	72	4,4	3,2	16°	TCG	S282.03556	25
355	30	Metal & Steel	90	2,2	1,8	0°	8° FWF	226.090.14M	28
355	30	Stainless Steel	90	2,2	1,8	10°	8° FWF	226.590.14M	28
355	65	Two-Sided Melamine	72	4,4	3,2	16°	TCG	282.072.14J2	25
380	60	Two-Sided Melamine	72	4,8	3,5	16°	TCG	282.072.15U	25

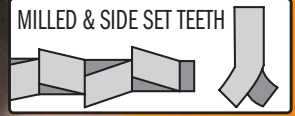
Saw Blade Index

D mm	B mm	MATERIALS/APPLICATION	Z	K mm	P mm	α	β	ORDER NO.	PAGE
380	80	Two-Sided Melamine	72	4,4	3,2	16°	TCG	282.072.15W	25
400	30	Construction Materials	28	3,2	2,2	15°	5° ATB	286.028.16M	11
400	30	Wood & Derivatives	36	3,5	2,5	20°	10° ATB	285.036.16M	11
400	30	Wood & Derivatives	48	3,5	2,5	20°	10° ATB	285.048.16M	12
400	30	Two-Sided Melamine	60	4,4	3,2	16°	TCG	282.060.16M	25
400	30	Wood & Derivatives	60	3,5	2,5	10°	15° ATB	285.060.16M	12
400	30	Wood & Derivatives	60	3,5	2,5	10°	15° ATB	285.660.16M	14
400	30	Two-Sided Melamine	72	4,4	3,2	16°	TCG	282.072.16M	25
400	30	Wood & Derivatives	96	3,5	2,5	10°	15° ATB	285.096.16M	13
400	30	Wood & Derivatives	96	3,5	2,5	10°	15° ATB	285.696.16M	14
400	30	Wood & Derivatives	120	3,5	2,5	10°	15° ATB	285.120.16M	13
400	30	Aluminium	120	3,8	3,2	-6° Neg.	TCG	297.120.16M	27
400	30	Multi-Rip	28+6	4	2,8	18°	10° ATB	279.028.16M	9
400	32	Aluminium	96	3,8	3,2	5°	TCG	284.096.16P	26
400	32	Aluminium	108	3,8	3,2	-6° Neg.	TCG	297.108.16P	27
400	60	Two-Sided Melamine	72	4,4	3,2	16°	TCG	282.072.16U	25
400	70	Multi-Rip	28+6	4	2,8	18°	10° ATB	279.028.16V	9
400	75	Two-Sided Melamine	60	4,4	3,2	16°	TCG	282.060.16X	25
400	75	Two-Sided Melamine	72	4,4	3,2	16°	TCG	282.072.16X	25
400	80	Two-Sided Melamine	60	4,4	3,2	16°	TCG	282.060.16W	25
400	80	Two-Sided Melamine	72	4,4	3,2	16°	TCG	282.072.16W	25
420	32	Aluminium	96	3,8	3,2	5°	TCG	284.096.17P	26
430	75	Two-Sided Melamine	72	4,4	3,2	16°	TCG	282.072.17X	25
430	80	Two-Sided Melamine	72	4,4	3,2	16°	TCG	282.072.17W2	25
450	30	Construction Materials	32	3,8	2,8	15°	5° ATB	286.032.18M	11
450	30	Wood & Derivatives	36	3,8	2,8	20°	10° ATB	285.036.18M	11
450	30	Wood & Derivatives	54	3,8	2,8	15°	15° ATB	285.054.18M	12
450	30	Wood & Derivatives	66	3,8	2,8	10°	15° ATB	285.066.18M	12
450	30	Aluminium	140	3,8	3,2	-6° Neg.	TCG	Y297.140.18M	27
450	30	Aluminium	108	3,8	3,2	5°	TCG	284.108.18M	26
450	30	Aluminium	108	3,8	3,2	-6° Neg.	TCG	297.108.18M	28
450	32	Aluminium	108	3,8	3,2	-6° Neg.	TCG	297.108.18P	28
450	60	Two-Sided Melamine	72	4,8	3,5	16°	TCG	282.072.18U	25
450	80	Two-Sided Melamine	72	4,8	3,5	16°	TCG	282.072.18W2	25
500	30	Construction Materials	36	3,8	2,8	15°	5° ATB	286.036.20M	11
500	30	Wood & Derivatives	44	4	2,8	20°	10° ATB	285.044.20M	11
500	30	Wood & Derivatives	60	3,8	2,8	15°	15° ATB	285.060.20M	12
500	30	Wood & Derivatives	72	3,8	2,8	10°	15° ATB	285.072.20M	12
500	30	Aluminium	120	4	3,2	-6° Neg.	TCG	297.120.20M	28
500	30	Aluminium	120	4	3,2	5°	TCG	284.120.20M	26
500	32	Aluminium	120	4	3,2	5°	TCG	284.120.20P	26
500	32	Aluminium	120	4	3,2	-6° Neg.	TCG	297.120.20P	27
500	60	Two-Sided Melamine	72	4,8	3,5	16°	TCG	282.072.20U	25
500	80	Two-Sided Melamine	72	4,8	3,5	16°	TCG	Y282.072.20W	25
550	30	Construction Materials	40	4,2	3,2	15°	5° ATB	286.040.22M	11
550	30	Wood & Derivatives	60	4,2	3,2	10°	15° ATB	285.060.22M	12
550	30	Wood & Derivatives	96	4,2	3,2	10°	15° ATB	285.096.22M	12
550	100	Two-Sided Melamine	72	5,2	3,5	16°	TCG	282.072.22A	25
600	30	Construction Materials	40	4,2	3,2	15°	5° ATB	286.040.24M	11
600	30	Wood & Derivatives	66	4,2	3,2	10°	15° ATB	285.066.24M	12
700	30	Construction Materials	46	4,4	3,2	15°	5° ATB	286.046.28M	11
700	30	Wood & Derivatives	72	4,4	3,2	10°	15° ATB	285.072.28M	12

QUALITY MATERIALS FOR OUTSTANDING PERFORMANCE

Produced by following state-of-the-art processes and by using high-tech machines, these jig saw blades have been specifically designed for precise cuts on soft & hardwood, plywood, OSB, laminates, plastics, HPL, multiplex panels, metals, ferrous & non-ferrous materials, aluminium, fiberglass and also stainless steel. These are made of four different materials.

**What else?
Geometry is important!**



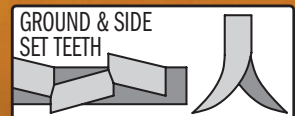
MILLED & SIDE SET TEETH

Jig saw blades featuring this kind of geometry produce a quick rough cut into soft/hardwood, aluminium, plastic and non-ferrous metals.



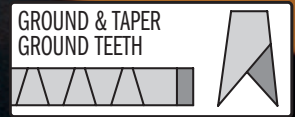
MILLED & WAVY SET TEETH

Suitable for fine straight cuts into plywood, soft steel, aluminium, non-ferrous metals and plastic.



GROUND & SIDE SET TEETH

Best for quick cuts in wood.



GROUND & TAPER GROUND TEETH

This geometric attribute creates fine, clean and precise cuts in wood and plastic.

HCS **High Carbon Steel**
Great for cutting wood, fiberboard and plastic.

BIM **Bi-Metal with 8% Cobalt**
Premium bi-metal with 8% Cobalt provides superb results and guarantees long life when cutting metal, non-ferrous, plastic and wood with nails.

HSS **High Speed Steel**
For cutting harder materials, such as metals, aluminium and non-ferrous metals.

HW **Tungsten Carbide Tipped**
For cutting fibercement board, brick, porous concrete, plasterboard, MDF, fiberglass and Eternit®.

THE RIGHT BLADE FOR THE BEST RESULTS!


Quick reference charts and pictograms help you choose the right blade for your application.






/// Wood

/// Wood & Metal

/// Metal

/// Special

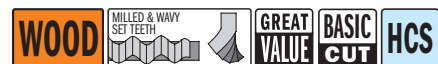


Series	Material	Thickness  mm	Line	Fine Straight 	Coarse Straight 	Fine Curve 	Coarse Curve 	Page	
WOOD	Softwood	1,5~15	Fine			JT101AO		54	
		2~15	Basic			JT119B0		53	
		3~65	Fine, Splinter-Free	JT234X					55
		3~30	Fine	JT101B					54
		3~30	Fine, Splinter-Free	JT101BR					54
		4~60	Basic			JT111C			53
		5~60	Fast			JT144D		JT244D - JT244DDC	53
		5~100	Fast			JT344D			54
	7~55	Fine		JT101D				55	
	7~65	Fine		JT301CD - JT318VF				55	
	Hardwood	1,5~15	Fine				JT101AO		54
		3~30	Fine		JT101B				54
		3~30	Fine, Splinter-Free	JT101BR					54
		3~65	Fine, Splinter-Free	JT234X					55
		5~60	Fast			JT144D		JT244D - JT244DDC	53
		5~100	Fast			JT344D			54
		7~55	Fine		JT101D				55
		7~65	Fine		JT301CD - JT318VF				55
	OSB	2~15	Basic				JT119B0		53
		3~30	Fine		JT101B				54
		4~60	Basic			JT111C			53
		5~60	Fast			JT144D		JT244D - JT244DDC	53
		7~55	Fine		JT101D - JT318VF				55
	Plywood	1,5~15	Fine				JT101AO		54
		2~15	Basic				JT119B0		53
		3~30	Fine		JT101B				54
		3~30	Fine, Splinter-Free	JT101BR					54
		3~65	Fine, Splinter-Free	JT234X - JT318VF					55
		4~60	Basic			JT111C			53
		5~60	Fast			JT144D		JT244D - JT244DDC	53
		5~100	Fast			JT344D			54
	7~55	Fine		JT101D - JT318VF				55	
	Construction Wood	<30	Fine		JT101B				54
		3~65	Fine, Splinter-Free		JT234X				55
		<100	Fast			JT344D			54
		<135	Fast			JT144D			53
	Chipboard	2~15	Basic				JT119B0		53
		3~30	Fine		JT101B		JT101AO		54
		3~65	Fine, Splinter-Free		JT234X - JT318VF				55
		4~60	Basic			JT111C			53
		5~60	Fast			JT144D		JT244D - JT244DDC	53
	Laminated panels Kitchen Tops Worktops	1,5~15	Fine				JT101AO		54
		1,5~15	Fine, Long Life		JT101BIF				55
		3~30	Fine		JT101B				54
		3~30	Fine, Splinter-Free		JT101BR				54
3~65	Fine, Splinter-Free		JT234X				55		
METAL	Sheet metals	1~3	Basic		JT118A		JT218A	56	
		1,5~10	Fast, Long Life		JT123X - JT318VF			55-56	
		2,5~6	Basic		JT118B			56	
	Aluminium, non-ferrous	<30	Fast		JT127D			56	
		1,5~10	Fast		JT123X - JT318VF			55-56	
	Pipes	<30	Fast		JT123X - JT318VF			55-56	
	Inox Sheets	1,5~3	Fast		JT123X - JT318VF			55-56	
Sandwich Material	<120	Fast, Flexible		JT118BF			56		
PLASTIC	GRP (Fiberglass) Plastic (PP, PE, PVC, PA, PS)	<30	Fast		JT127D			56	
		<30	Fine		JT101D			55	
		<30	Fast		JT123X			56	
		7~65	Fine		JT301CD - JT318VF			55	
SPECIAL	Plasterboard	5~50	Special			JT141HM		57	
		5~80	Special			JT341HM		57	
	GRP (Fiberglass)	<80	Special			JT341HM		57	
	Fiber cement boards	5~50	Special			JT141HM		57	
		5~80	Special			JT341HM		57	

Jig Saw Blades

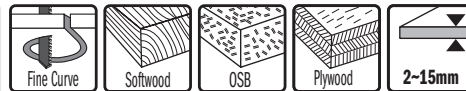


JT119B0



Curve cuts on softwood (2 ~ 15mm), plywood, OSB.

PACK Quantity	L mm	I mm	TS mm	TPI	PACK QTY.	ORDER NO. T Shank
5	76	50	2	12	100	JT119B0-5

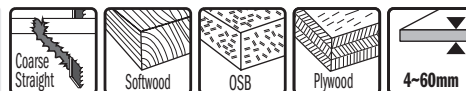


JT111C

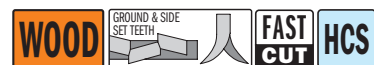


Fast coarse cuts on softwood (4 ~ 60mm), plywood, OSB.

PACK Quantity	L mm	I mm	TS mm	TPI	PACK QTY.	ORDER NO. T Shank
5	100	75	3	8	100	JT111C-5



JT144D

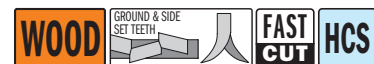


Very fast cuts, straight and coarse, on hard/softwood (5 ~ 60mm), plywood, OSB. Plunge cutting.

PACK Quantity	L mm	I mm	TS mm	TPI	PACK QTY.	ORDER NO. T Shank
5	100	75	4	6	100	JT144D-5
25	100	75	4	6	10	JT144D-25
100	100	75	4	6	4	JT144D-100



JT244D



Fast, curve, coarse cut on soft and hardwood from 5mm to 60mm, plywood, OSB. Plunge cutting.

PACK Quantity	L mm	I mm	TS mm	TPI	PACK QTY.	ORDER NO. T Shank
5	100	75	4	6	100	JT244D-5



JT244DDC



Fast, curve, coarse cut on soft and hardwood from 5mm to 60mm (7/32"~2-3/8"), plywood, OSB. Plunge cutting. Special "DUO" (double) cuts for fast curve.

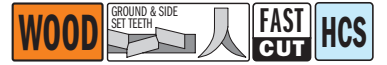
PACK Quantity	L mm	I mm	TS mm	TPI	PACK QTY.	ORDER NO. T Shank
5	100	75	4	6	100	JT244DDC-5



Jig Saw Blades




JT344D

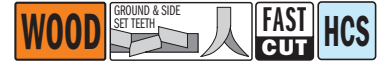


Very fast cuts, straight and coarse on thick construction timber, hard/softwood (5 ~ 100mm), plywood, OSB.

PACK Quantity	L mm	I mm	TS mm	TPI	PACK Qty.	ORDER NO. T Shank
5	132	110	4	6	100	JT344D-5




JT744D

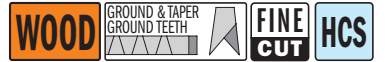


Very fast cuts, straight and coarse on thick construction timber, hard/softwood (5 ~ 135mm) and sandwich material.

PACK Quantity	L mm	I mm	TS mm	TPI	PACK Qty.	ORDER NO. T Shank
3	180	155	4	6	20	JT744D-3




JT101A0

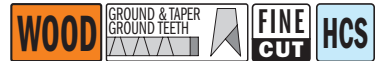


Curved cuts, fine finishing on both sides of surface on hard/softwood, plywood, chipboard, MDF, double sided laminates (1,5 ~ 15mm).

PACK Quantity	L mm	I mm	TS mm	TPI	PACK Qty.	ORDER NO. T Shank
5	76	50	1,4	20	100	JT101A0-5



JT101B

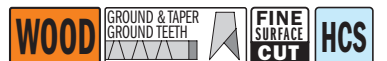


Fine straight cuts on hard/softwood, plywood, OSB and plastics (3 ~ 30mm). Plunge cutting.

PACK Quantity	L mm	I mm	TS mm	TPI	PACK Qty.	ORDER NO. T Shank
5	100	75	2,5	10	100	JT101B-5
25	100	75	2,5	10	10	JT101B-25



JT101BR



Straight cuts, fine finishing on surfaces, hard/softwood, plywood, OSB, laminated panels, plastics (3 ~ 30mm). Reverse tooth.

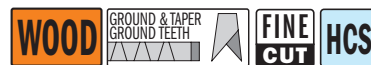
PACK Quantity	L mm	I mm	TS mm	TPI	PACK Qty.	ORDER NO. T Shank
5	100	75	2,5	10	100	JT101BR-5
25	100	75	2,5	10	10	JT101BR-25



Jig Saw Blades



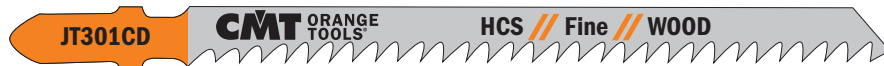
JT101D



Good straight cuts on hard/softwood, plywood, OSB, plastics (7 ~ 55mm). Plunge cutting.

PACK Quantity	L mm	I mm	TS mm	TPI	PACK QTY.	ORDER NO. T Shank	Fine Straight	Softwood	OSB	Plywood	PVC Plastic	7-55mm
5	100	75	4	6	100	JT101D-5						

JT301CD



Straight cuts, fine finishing, on hard/softwood, plywood, laminates, plastics (7 ~ 65mm).

PACK Quantity	L mm	I mm	TS mm	TPI	PACK QTY.	ORDER NO. T Shank	Fine Straight	Softwood	Plywood	Chipboard	PVC Plastic	7-65mm
5	116	90	3	8	100	JT301CD-5						

JT234X



Extra-clean splinter-free straight cuts on hard/softwood, plywood, OSB, laminates (3 ~ 65mm).

PACK Quantity	L mm	I mm	TS mm	TPI	PACK QTY.	ORDER NO. T Shank	Fine Straight	THIN & THICK	Hard/Soft Wood	Plywood	Chipboard	Laminate	3-65mm
5	116	90	2-3	8-12	100	JT234X-5							

JT101BIF



Splinter-free cuts. For all laminates, HPL and multiplex panels (1,5 ~ 15mm).

PACK Quantity	L mm	I mm	TS mm	TPI	PACK QTY.	ORDER NO. T Shank	Fine Straight	Laminate	1,5-15mm
5	83	58	1,7	15	100	JT101BIF-5			

JT318VF

new



Straight cuts on wood with nails/metal, chipboard and laminate (<60mm), sheet metal, aluminium profiles (3-18mm), glass fiber reinforced plastic/epoxy (<60mm).

PACK Quantity	L mm	I mm	TS mm	TPI	PACK QTY.	ORDER NO. T Shank	Fine Straight	Wood with Nails	Laminate	THIN & THICK	Sheet Metal	Pipes, Profiles
5	132	100	1,7-2,6	10-15	100	JT318VF-5						

Jig Saw Blades

JT118A



Straight cuts on thin sheet metals, ferrous and non-ferrous (1 ~ 3mm).

PACK Quantity	L mm	I mm	TS mm	TPI	PACK QTY.	ORDER NO. T Shank
5	76	50	1,2	21	100	JT118A-5



JT218A



Curve cuts on thin sheet metals, ferrous and non-ferrous (1 ~ 3mm).

PACK Quantity	L mm	I mm	TS mm	TPI	PACK QTY.	ORDER NO. T Shank
5	76	50	1,2	21	100	JT218A-5



JT118B



Straight cuts on medium-thick metals, ferrous and non-ferrous (2,5 ~ 6mm).

PACK Quantity	L mm	I mm	TS mm	TPI	PACK QTY.	ORDER NO. T Shank
5	76	50	2	12	100	JT118B-5




JT123X

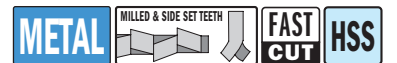


Straight cuts on thin to thick sheet metals (1,5 ~ 10mm), pipes, profiles in plastic and aluminium (diameter <30mm), stainless steel (1,5 ~ 3mm).

PACK Quantity	L mm	I mm	TS mm	TPI	PACK QTY.	ORDER NO. T Shank
5	100	75	1,2-2,6	10-21	100	JT123X-5

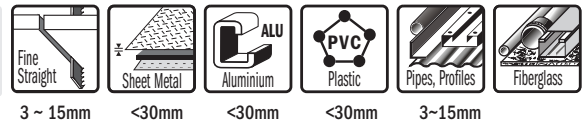


JT127D

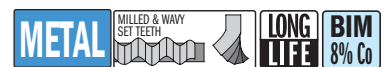


Special for aluminium, thin to thick (3 ~ 15mm), pipes and profiles, (diameter <30mm) as well as plastic and fiberglass.

PACK Quantity	L mm	I mm	TS mm	TPI	PACK QTY.	ORDER NO. T Shank
5	100	75	3	8	100	JT127D-5

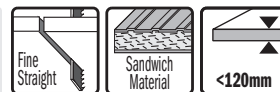


JT718BF



Special for sandwich material (<120mm).

PACK Quantity	L mm	I mm	TS mm	TPI	PACK QTY.	ORDER NO. T Shank
3	185	160	1,8	14	20	JT718BF-3



Jig Saw Blades




JT141HM



Plasterboard, fiber cement boards (<50mm). Glass fiber reinforced plastic/epoxy (5 ~ 20mm), Eternit®, MDF, HDF.

PACK Quantity	L mm	I mm	TS mm	TPI	PACK Qty.	ORDER NO. T Shank
3	100	75	4,3	6	50	JT141HM-3




JT341HM




Plasterboard, fiber cement boards (<80mm). Glass fiber reinforced plastic/epoxy (5 ~ 50mm), Eternit®, MDF, HDF.

PACK Quantity	L mm	I mm	TS mm	TPI	PACK Qty.	ORDER NO. T Shank
3	132	110	4,3	6	50	JT341HM-3



JT016 16 piece Jig Saw Blades Set



CMT Jig Saw Blade 16 piece Assortment

An assortment of 16 Jig Saw Blades featuring the 10 most popular blades for a variety of cutting needs:

- wood and timber (straight, curve cuts, course cutting and finishing);
- plasterboard, fiber cement, fiberglass, epoxy resins, and panels such as Eternit®;
- metal and sheet metal both thick and thin;
- stainless steel;
- aluminium and plastics.

2 PCS	JT144D HCS	WOOD FAST CUT	Hard/Soft Wood, OSB, Plywood	5-60mm (1/2"-2 3/8")	4mm TOOTH DISTANCE	TPI 6	Coarse Straight	Plunge cutting
2 PCS	JT101B HCS	WOOD FINE CUT	Hard/Soft Wood, OSB, Plywood, Laminate	3-30mm (1/8"-1 1/4")	2.5mm TOOTH DISTANCE	TPI 10	Fine Straight	Plunge cutting
2 PCS	JT101BR HCS	WOOD FINE SURFACE CUT	Hard/Soft Wood, Plywood, Laminate, Plastic	3-30mm (1/8"-1 1/4")	2.5mm TOOTH DISTANCE	TPI 10 REVERSE	Fine Straight	Plunge cutting
1 PC	JT101BIF BIM	WOOD FINE CUT LONG LIFE	Laminate	1.5-15mm (1/16"-5/8")	1.7mm TOOTH DISTANCE	TPI 15	Fine Straight	Plunge cutting
1 PC	JT101A0 HCS	WOOD FINE CUT	Hard/Soft Wood, Plywood, Chipboard, Laminate	1.5-15mm (1/16"-3/4")	1.4mm TOOTH DISTANCE	TPI 20	Fine Curve	Plunge cutting
1 PC	JT141HM HW	SPECIAL LONG LIFE	Plasterboard, Porous Concrete, Fibercement Board, Epoxy	<50mm (1-31/32"), <50mm (1-31/32"), <50mm (1-31/32"), 5-20mm (3/16"-3/4")	4.3mm TOOTH DISTANCE	TPI 6	Coarse Straight	Plunge cutting
1 PC	JT123X HSS	METAL FAST CUT	Sheet Metal, Aluminum, Plastic, Pipes, Profiles, Stainless Steel	1.5-10mm (1/16"-3/8"), <30mm (<1 1/4"), <30mm (<1 1/4"), <30mm (<1 1/4"), 1.5-3mm (1/16"-1/8")	1.2-2.6mm TOOTH DISTANCE	TPI 10-21	PROGRESSIVE Fine Straight	Plunge cutting
2 PCS	JT118A HSS	METAL BASIC CUT	Sheet Metal, Aluminum, Pipes, Profiles	1-3mm (3/64"-1/8")	1.2mm TOOTH DISTANCE	TPI 21	Fine Straight	Plunge cutting
2 PCS	JT118B HSS	METAL BASIC CUT	Sheet Metal, Aluminum, Pipes, Profiles	2.5-6mm (1/8"-1/4")	2mm TOOTH DISTANCE	TPI 12	Fine Straight	Plunge cutting
2 PCS	JT218A HSS	METAL BASIC CUT	Sheet Metal, Aluminum, Pipes, Profiles	1-3mm (3/64"-1/8")	1.2mm TOOTH DISTANCE	TPI 21	Fine Curve	Plunge cutting

QUALITY MATERIALS FOR MAXIMUM PRODUCTIVITY

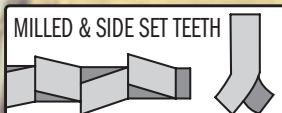
Produced by following state-of-the-art processes, using high-tech machines and premium quality raw materials, these sabre saw blades have been specifically designed to ensure maximum lifetime and performance in all materials.



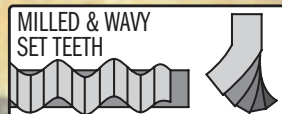
The importance of geometry



Easily cut construction wood, plywood, framing lumber and plastic.



For quick cutting on hard/softwood, aluminium, plastic, ferrous and non-ferrous metal.



For fine, precise cuts in thin/thick metal, pipe, open and closed profiles.

HCS **High Carbon Steel**
Great for cutting wood and plastic.

BIM **8% Co** **Bi-Metal with 8% Cobalt**
Premium bi-metal with 8% Cobalt provides superb results and guarantees long life when cutting metal, plastic and wood with nails.

HW **Tungsten Carbide Tipped**
Best for fiber cement board, brick and porous concrete.

THE RIGHT BLADE FOR THE JOB!

Use our quick reference chart and pictograms to help you choose the best blade for your application.




Non-Stick Orange Shield Coating
Keeps the blade running cool, reduces pitch build up and protects against corrosion. Ideal for all types of wood including wet lumber.

/// Wood

/// Wood & Metal

/// Metal

/// Special



JS032 32 piece Recip Saw Blades Set



7 PCS	KS644D	WOOD	TPI 6 4.3mm	Curve	Nail-Free Coarse Wood	Wooden Nail Cutout	Boards	<100mm	FINE CUT	
5 PCS	KS944D	WOOD	TPI 6 4.3mm	Curve	Nail-Free Coarse Wood	Wooden Nail Cutout	Boards	<175mm <5/8"	FINE CUT	
5 PCS	KS611DF	WOOD & NAILS	TPI 6 4.3mm	Wood with Nails	Boards	Plasterboard	Epoxy	<100mm	LONG LIFE	
5 PCS	KS925VF	METAL	TPI 10 2.5mm	Fine Straight	Sheet Metal	Pipes, Profiles	<100mm	<2-10mm <5/16"-25/64"	LONG LIFE	
5 PCS	KS922BF	METAL	TPI 14 1.8mm	Fine Straight	Sheet Metal	Pipes, Profiles	<100mm	<3-8mm <1/8"-5/16"	LONG LIFE FAST CUT	
5 PCS	KS922EF	METAL	TPI 18 1.4mm	Fine Straight	Sheet Metal	Pipes	Pipes, Profiles	<100mm	<1.5-4mm <1/16"-5/32"	LONG LIFE

CMT has chosen the 6 most popular Recip Saw Blades for our 32-piece set

This set includes recip saw blades for:

- Construction wood, wooden wall, boards like chipboard and MDF, plywood and timber products
- Wood with nails/metal, plastic profile, glass fiber reinforced plastic/epoxy, window frames
- Plasterboard, fiber cement, fiberglass, epoxy resins and Eternit®
- Metal and sheet-metal, both thick and thin
- Aluminium and plastics

Purchase this set to satisfy a variety of needs











10 Sets in End-cap display
(minimum order 10 sets)

Sabre Saw Blades Application Chart



Series	Material	Material Thickness mm	Line	L	Fine Straight	Coarse Straight	Curve	Fine Angle Cut	Flush Cut	Thin & Thick	Demolition	TPI	Page	
WOOD	Coarse wood (free of nails)	<100	Basic			JS617K	JS617K					3	62	
	Pruning green wood	<175	Basic			JS1111K						3	62	
	Coolant: dry	<190	Top			JS1531L						5	62	
	MAX RPM 2500	<250	Basic			JS1617K						3	62	
	Construction wood	<100	Top	150	JS644D		JS644D						6	62
	Coolant: dry	<150	Progressive	200	JS2345X						JS2345X		6-10	63
	MAX RPM 2500	<150	Pallet	200	JS725VFR			JS725VFR			JS725VFR	JS725VFR	8-12	63
	Boards	<60	Top	150	JS644D		JS644D						6	62
	Coolant: dry	<60	Progressive	200	JS2345X						JS2345X		6-10	63
	MAX RPM 2500	<60	Pallet	200	JS725VFR			JS725VFR			JS725VFR		8-12	63
	Wooden wall cutout	<100	Top	150	JS644D		JS644D						6	62
	Coolant: dry	<150	Progressive	200	JS2345X						JS2345X		6-10	63
	MAX RPM 2500	<150	Pallet	200	JS725VFR			JS725VFR			JS725VFR	JS725VFR	8-12	63
	<190	Top	240		JS1531L							5	62	
Plastic	<100	Top	150	JS644D		JS644D						6	62	
Coolant: water MAX RPM 500	<150	Progressive	200	JS2345X						JS2345X		6-10	63	
WOOD & METAL	Wood with nails/metal	<100	Flexible	150	JS922HF							10	63	
	Coolant: dry	<100	Flexible	150	JS922VF							10-14	64	
	MAX RPM 2500	<100	Heavy	150	JS641HM	JS611DF	JS711DF					6	66	
		<100	Heavy	150		JS610VF		JS610VF				JS610VF	5-8	65
		<150	Progressive	200		JS3456XF					JS3456XF		6-12	63
		<150	Pallet	200	JS725VFR			JS725VFR			JS725VFR	JS725VFR	8-12	63
		<175	Flexible	225	JS1122HF				JS1122HF				10	63
		<175	Flexible	225	JS1122VF				JS1122HF				10-14	64
		<175	Heavy	225		JS1111DF							6	65
		<175	Heavy	225		JS1110VF		JS1110VF				JS1110VF	5-8	65
		<250	Flexible	300	JS1222VF				JS1222VF				10-14	64
		<250	Heavy	300		JS1210VF		JS1210VF				JS1210VF	5-8	65
		<250	Heavy	300		JS1411DF							6	65
	Pallet	<100	Flexible	150	JS922HF	JS641HM							10	63
	Coolant: dry	<150	Pallet	200	JS725VFR			JS725VFR			JS725VFR	JS725VFR	8-12	63
	MAX RPM 2500	<175	Flexible	225	JS1122HF				JS1122HF				10	63
	Wood, chipboard	<100	Heavy	150		JS611DF	JS711DF						6	64
	Coolant: dry	<100	Heavy	150		JS610VF		JS610VF				JS610VF	5-8	65
	MAX RPM 2500	<150	Progressive	200		JS3456XF					JS3456XF		6-12	63
		<150	Pallet	200	JS725VFR			JS725VFR			JS725VFR	JS725VFR	8-12	63
		<175	Heavy	225		JS1111DF							6	65
		<175	Heavy	225		JS1110VF		JS1110VF				JS1110VF	5-8	65
		<250	Heavy	300		JS1210VF		JS1210VF				JS1210VF	5-8	65
		<250	Heavy	300		JS1411DF							6	65
	Sheet metals	3~10	Flexible	150	JS922VF								10-14	64
	Coolant: cutting oil	3~10	Flexible	225	JS1122VF				JS1122HF				10-14	63-64
	MAX RPM 500~2000	3~10	Flexible	300	JS1222VF				JS1222HF				10-14	63-64
		3~18	Progressive	200		JS3456XF					JS3456XF		6-12	63
	Pipes, profiles	<100	Flexible	150	JS922VF								10-14	64
	Coolant: cutting oil	<150	Progressive	200		JS3456XF					JS3456XF		6-12	63
	MAX RPM 1500	<175	Flexible	225	JS1122VF				JS1122HF				10-14	63-64
		<250	Flexible	300	JS1222VF				JS1222VF				10-14	64
	Plastic, pipes, profiles	<100	Heavy	150		JS611DF	JS711DF						6	64
Coolant: water	<150	Progressive	200		JS3456XF					JS3456XF		6-12	63	
MAX RPM 500	<175	Heavy	225		JS1111DF							6	65	
	<250	Heavy	300		JS1411DF							6	65	
Glass fiber reinforced plastic/epoxy	<50	Heavy	150		JS611DF	JS711DF						6	64	
Coolant: water	<60	Heavy	300		JS1411DF							6	65	
MAX RPM 500	<60	Heavy	150		JS610VF		JS610VF				JS610VF	5-8	65	
	<60	Heavy	225		JS1111DF							6	65	
	<60	Heavy	225		JS1110VF		JS1110VF				JS1110VF	5-8	65	
	<100	Flexible	150	JS922VF	JS641HM							10-14	64	
	<150	Progressive	200		JS3456XF					JS3456XF		6-12	63	
	<175	Flexible	225	JS1122VF				JS1122HF				10-14	63-64	
	<250	Flexible	300	JS1222VF				JS1222VF				10-14	64	
	<250	Heavy	300		JS1210VF		JS1210VF				JS1210VF	5-8	65	

TIP: Using a lubricant can extend blade lifetime up to 500%.

Series	Material	Material Thickness  mm	Line	L	Fine Straight 	Coarse Straight 	Curve 	Fine Angle Cut 	Flush Cut 	Thin & Thick 	Demolition 	TPI	Page	
METAL	Sheet, perforated metals, (thin & thick) Coolant: cutting oil MAX RPM 500-2000	0,7~3	Flexible	150	JS922AF							24	66	
		0,7~3	Flexible	225	JS1122AF				JS1122AF			24	66	
		1~8	Progressive	150	JS123XF						JS123XF		8~14	67
		1,5~4	Flexible	150	JS922EF								18	66
		1,5~4	Flexible	225	JS1122EF					JS1122EF			18	66
		2~10	Heavy	150	JS925VF							JS925VF	10~14	67
		2~10	Heavy	200	JS1025VF							JS1025VF	10~14	67
		2~10	Heavy	225	JS1125VF							JS1125VF	10~14	67
		2~10	Heavy	300	JS1125VF							JS1125VF	10~14	67
		3~8	Flexible	150	JS922BF								14	67
	3~8	Flexible	225	JS1122BF						JS1122BF		14	67	
	4~12	Heavy	150			JS920CF		JS920CF				JS920CF	9	68
	4~12	Heavy	225			JS1120CF		JS1120CF				JS1120CF	9	68
	Pipes, profiles, thin-walled (open & closed) Coolant: cutting oil MAX RPM 500-2000	<100	Flexible	150	JS922AF								24	66
		<100	Flexible	150	JS922EF								18	66
		<100	Progressive	150	JS123XF						JS123XF		8~14	67
		<100	Heavy	150	JS925VF							JS925VF	10~14	67
		<150	Heavy	200	JS1025VF							JS1025VF	10~14	67
		<175	Flexible	225	JS1122AF					JS1122AF			24	66
		<175	Flexible	225	JS1122EF					JS1122EF			18	66
		<175	Heavy	225	JS1125VF							JS1125VF	10~14	68
		<250	Heavy	300	JS1225VF							JS1225VF	10~14	68
		Pipes, profiles, thick-walled (open & closed) Coolant: cutting oil MAX RPM 500-2000	<100	Flexible	150	JS922BF								14
	<100		Progressive	150	JS123XF						JS123XF		8~14	67
	<100		Heavy	150	JS925VF							JS925VF	10~14	67
	<100		Heavy	150		JS920CF		JS920CF				JS920CF	9	68
	<150		Heavy	200	JS1025VF							JS1025VF	10~14	67
	<175		Flexible	225	JS1122BF					JS1122BF			14	67
	<175		Heavy	225	JS1125VF							JS1125VF	10~14	67
	<175		Heavy	225		JS1120CF		JS1120CF				JS1120CF	9	68
	Pipes, profiles (solid) Coolant: cutting oil MAX RPM 500-2000	<100	Progressive	150	JS123XF						JS123XF		8~14	67
		<100	Flexible	150	JS922BF								14	67
		<100	Heavy	150		JS920CF		JS920CF				JS920CF	9	68
		<175	Flexible	225	JS1122BF						JS1122BF		14	67
		<175	Heavy	225		JS1120CF		JS1120CF				JS1120CF	9	68
	SPECIAL	Plasterboard	<100	Heavy	150	JS641HM	JS611DF	JS711DF					6	64-66
Fiber Cement panels		<215	Special	305		JS1243HM		JS1243HM				2	68	
		<365	Special	455		JS2243HM		JS2243HM				2	68	
Porous concrete, red brick		<215	Special	305		JS1243HM		JS1243HM				2	68	
	<365	Special	455		JS2243HM		JS2243HM				2	68		

Tip: Using a lubricant can extend blade lifetime up to 500%.

BLADE LINE DESCRIPTIONS

Different lines help you choose the right blade for the task at hand.

- BASIC:** Cost effective
- FLEXIBLE:** Breakproof, long lifetime
- PROGRESSIVE:** Fast cutting through thin and thick material
- TOP:** Fast and efficient
- HEAVY:** Sturdy and precise

12,7MM (1/2") UNIVERSAL SHANK

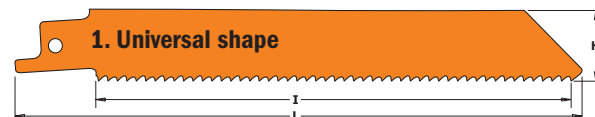
Fits: AEG, B&D, Bosch, DeWalt, Fein, Flex, Hilti, Makita, Metabo, Milwaukee, Porter Cable, Ridgid, Rothenberger, Ryobi, Skil.




BLADES SHAPES & THICKNESS

Sabre Saw Blades vary in shape and thickness. These two characteristics are adjusted according to the demands of the application as well as the required flexibility. Rigorous applications such as cutting tube and pipe require thick robust blades, while less demanding applications require narrower blades.

Blade shapes are divided into three categories below:



Universal blades are for general use. Their even width guarantees good cutting stability and excellent control. This enables straight edge cutting through many different materials.



Sloped blades are commonly used for cutting wood and for demolition applications. Their narrow tip allows for plunge and curve cutting. This shape is rarely used for metal, since the tip does not have the strength required for this application.

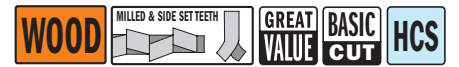


Scroll blades are especially used for curve cutting. The narrower the blade, the smaller the radius it can cut.

Sabre Saw Blades



JS617K

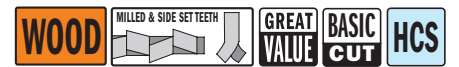


Cuts coarse wood, free of nails (<100mm), pruning green wood (diameter <100mm), excellent for curved and plunge cutting.

PACK Quantity	L mm	I mm	H mm	K mm	TS mm	TPI	PACK QTY.	ORDER NO.
5	150	130	19	1,25	8,5	3	10	JS617K-5



JS1111K



Coarse wood, free of nails (<175mm), firewood (diameter <175mm).

PACK Quantity	L mm	I mm	H mm	K mm	TS mm	TPI	PACK QTY.	ORDER NO.
5	225	205	19	1,25	8,5	3	10	JS1111K-5



JS1617K

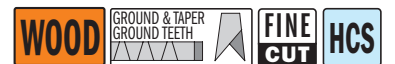


Coarse wood, free of nails (<250mm), pruning green wood (diameter <250mm).

PACK Quantity	L mm	I mm	H mm	K mm	TS mm	TPI	PACK QTY.	ORDER NO.
5	300	280	19	1,25	8,5	3	10	JS1617K-5



JS644D



Cuts construction wood (<100mm), wooden wall panels, particle board, chipboard, MDF (6-60mm), plywood, plastic (<100mm). Excellent for plunge cutting

PACK Quantity	L mm	I mm	H mm	K mm	TS mm	TPI	PACK QTY.	ORDER NO.
5	150	130	19	1,25	4,3	6	10	JS644D-5



JS1531L



Coarse wood, free of nails (<190mm), pruning green wood (diameter <190mm), firewood (diameter <190mm).

PACK Quantity	L mm	I mm	H mm	K mm	TS mm	TPI	PACK QTY.	ORDER NO.
5	240	220	19	1,50	5	5	10	JS1531L-5



Sabre Saw Blades



JS2345X

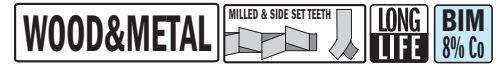


Cuts construction wood (<150mm), particle board: chipboard, MDF (6-60mm), plywood, plastic (<150mm), wooden wall (<150mm). Effortless fine cutting.

PACK Quantity	L mm	I mm	H mm	K mm	TS mm	TPI	PACK QTY.	ORDER NO. Universal Shank
5	200	180	19	1,25	2,4-4	6-10	10	JS2345X-5




JS922HF



For pallet repair, wood with nails/metal (<100mm), sheet metal, pipe, aluminium profiles (3-12mm).

PACK Quantity	L mm	I mm	H mm	K mm	TS mm	TPI	PACK QTY.	ORDER NO. Universal Shank
5	150	130	19	0,90	2,5	10	10	JS922HF-5




JS1122HF



For pallet repair, wood with nails/metal (<175mm), sheet metal, pipe, aluminium profiles (3-12mm). Flexible flush cutting.

PACK Quantity	L mm	I mm	H mm	K mm	TS mm	TPI	PACK QTY.	ORDER NO. Universal Shank
5	225	205	19	0,90	2,5	10	10	JS1122HF-5
20	225	205	19	0,90	2,5	10	5	JS1122HF-20



JS3456XF



For cutting wood with nails or metal, chipboard less than 150mm (6") in thickness, sheet metal, aluminium profiles from 3mm to 18mm (1/8" - 3/4") in thickness, glass fiber reinforced plastic/epoxy less than 150mm (6") in thickness.

PACK Quantity	L mm	I mm	H mm	K mm	TS mm	TPI	PACK QTY.	ORDER NO. Universal Shank
5	200	180	19	1,25	2,1-4,3	6-12	10	JS3456XF-5
20	200	180	19	1,25	2,1-4,3	6-12	5	JS3456XF-20



JS725VFR



Special saw blade for pallet repairs. Cutting depth 150mm. Optimized saw blade dimensions for low vibration.

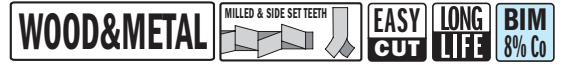
PACK Quantity	L mm	I mm	H mm	K mm	TS mm	TPI	PACK QTY.	ORDER NO. Universal Shank
5	200	180	19	1,27	2,1-3,2	8-12	10	JS725VFR-5
20	200	180	19	1,27	2,1-3,2	8-12	5	JS725VFR-20



Sabre Saw Blades



JS922VF

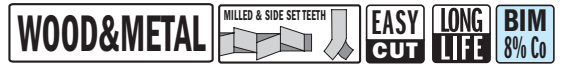


Cuts wood with nails/metal (<100mm), sheet metal, pipe, aluminium profiles (3-10mm), glass fiber reinforced plastic/epoxy (<100mm).

PACK Quantity	L mm	I mm	H mm	K mm	TS mm	TPI	PACK QTY.	ORDER NO.
5	150	130	19	0,90	1,8-2,6	10-14	10	JS922VF-5



JS1122VF

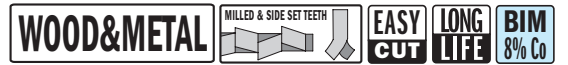


Cuts wood with nails/metal (<175mm), sheet metal, aluminium profiles (3-10mm), glass fiber reinforced plastic/epoxy (<175mm). Flexible flush cutting.

PACK Quantity	L mm	I mm	H mm	K mm	TS mm	TPI	PACK QTY.	ORDER NO.
5	225	205	19	0,90	1,8-2,6	10-14	10	JS1122VF-5



JS1222VF

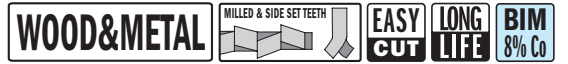


Cuts wood with nails/metal (<250mm), sheet metal, aluminium profiles (3-10mm), glass fiber reinforced plastic/epoxy (<250mm). Flexible flush cutting.

PACK Quantity	L mm	I mm	H mm	K mm	TS mm	TPI	PACK QTY.	ORDER NO.
5	300	280	19	0,90	1,8-2,6	10-14	10	JS1222VF-5




JS611DF

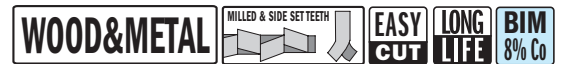


Cuts wood with nails/metal, chipboard (<100mm), plastic profiles (<100mm), glass fiber reinforced plastic/epoxy (<50mm), wood and metal window frames plasterboard. Excellent for plunge cutting.

PACK Quantity	L mm	I mm	H mm	K mm	TS mm	TPI	PACK QTY.	ORDER NO.
5	150	130	19	1,25	4,3	6	10	JS611DF-5



JS711DF



Cuts wood with nails/metal, chipboard (<100mm), glass fiber reinforced plastic/epoxy (<50mm), plasterboard. Excellent for curved cuts.

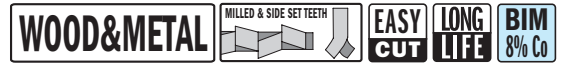
PACK Quantity	L mm	I mm	H mm	K mm	TS mm	TPI	PACK QTY.	ORDER NO.
5	150	130	12	1,25	4,3	6	10	JS711DF-5



Sabre Saw Blades



JS1111DF

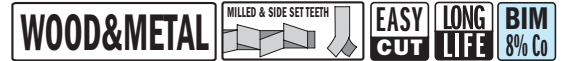


For cutting wood with nails or metal, chipboard less than 175mm (7") in thickness, plastic profiles less than 175mm in diameter (7") in diameter, glass fiber reinforced plastic/epoxy less than 50mm (2") in thickness.

PACK Quantity	L mm	I mm	H mm	K mm	TS mm	TPI	PACK QTY.	ORDER NO. Universal Shank
5	225	205	19	1,25	4,3	6	10	JS1111DF-5
new 20	225	205	19	1,25	4,3	6	5	JS1111DF-20



JS1411DF



Cuts wood with nails/metal, chipboard (<250mm), glass fiber reinforced plastic/epoxy (<60mm).

PACK Quantity	L mm	I mm	H mm	K mm	TS mm	TPI	PACK QTY.	ORDER NO. Universal Shank
5	300	280	19	1,25	4,3	6	10	JS1411DF-5




JS610VF

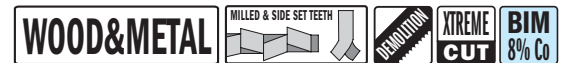


Cuts wood with nails/metal, wood, chipboard (<100mm), glass fiber reinforced plastic/epoxy and solid (<100mm), wood and metal wall cut-outs, (<100mm). Excellent for rescue/demolition work.

PACK Quantity	L mm	I mm	H mm	K mm	TS mm	TPI	PACK QTY.	ORDER NO. Universal Shank
5	150	130	22	1,60	3,2-5	5-8	10	JS610VF-5



JS1110VF



For cutting wood with nails or metal, chipboard, glass fiber reinforced with solid plastic epoxy, wooden and metal wall cutouts with less than 175mm (7") in thickness. For rescue and demolition work.

PACK Quantity	L mm	I mm	H mm	K mm	TS mm	TPI	PACK QTY.	ORDER NO. Universal Shank
5	225	205	22	1,60	3,2-5	5-8	10	JS1110VF-5
new 20	225	205	22	1,60	3,2-5	5-8	5	JS1110VF-20



JS1210VF



Cuts wood with nails/metal, wood, chipboard (<250mm), glass fiber reinforced plastic/epoxy (<250mm), wood and metal wall cut-outs less than (<250mm). Excellent for rescue/demolition work.

PACK Quantity	L mm	I mm	H mm	K mm	TS mm	TPI	PACK QTY.	ORDER NO. Universal Shank
5	300	280	22	1,60	3,2-5	5-8	10	JS1210VF-5



Sabre Saw Blades



JS641HM



Cuts porous concrete, red brick, fiber cement, plasterboard, glass fiber reinforced plastic/epoxy (<100mm), wood & nails, Eternit®, MDF.

PACK Quantity	L mm	I mm	H mm	K mm	TS mm	TPI	PACK QTY.	ORDER NO.
2	150	130	19	1,25	4,3	6	25	JS641HM-2



JS922AF



Cuts thin sheet metal (0,7-3mm), fine pipe and profiles (diameter <100mm). Effortless fine cuts.

PACK Quantity	L mm	I mm	H mm	K mm	TS mm	TPI	PACK QTY.	ORDER NO.
5	150	130	19	0,90	1	24	10	JS922AF-5



JS1122AF



Cuts thin sheet metal (0,7-3mm), fine pipe and profiles (diameter <175mm). Effortless fine cuts.

PACK Quantity	L mm	I mm	H mm	K mm	TS mm	TPI	PACK QTY.	ORDER NO.
5	225	205	19	0,90	1	24	10	JS1122AF-5



JS922EF



Cuts thin sheet metal (1,5-4mm), pipe and profiles (diameter <100mm).

PACK Quantity	L mm	I mm	H mm	K mm	TS mm	TPI	PACK QTY.	ORDER NO.
5	150	130	19	0,90	1,4	18	10	JS922EF-5
20	150	130	19	0,90	1,4	18	5	JS922EF-20



JS1122EF



Cuts thin sheet metal (1,5-4mm), pipe and profiles (diameter <175mm). Flexible flush cuts.

PACK Quantity	L mm	I mm	H mm	K mm	TS mm	TPI	PACK QTY.	ORDER NO.
5	225	205	19	0,90	1,4	18	10	JS1122EF-5
20	225	205	19	0,90	1,4	18	5	JS1122EF-20



Sabre Saw Blades



JS922BF



Cuts thick sheet metal (3-8mm), solid pipe and profiles (diameter <100mm). Quick cutting.

PACK Quantity	L mm	I mm	H mm	K mm	TS mm	TPI	PACK QTY.	ORDER NO.
5	150	130	19	0,90	1,8	14	10	JS922BF-5
20	150	130	19	0,90	1,8	14	5	JS922BF-20



JS1122BF



Cuts thick sheet metal (3-8mm), solid pipe and profiles (diameter <175mm). Flexible flush cuts and quick cutting.

PACK Quantity	L mm	I mm	H mm	K mm	TS mm	TPI	PACK QTY.	ORDER NO.
5	225	205	19	0,90	1,8	14	10	JS1122BF-5
20	225	205	19	0,90	1,8	14	5	JS1122BF-20



JS123XF



Cuts thin to thick sheet metal (1-8mm) and thin to thick profiles (diameter <100mm).

PACK Quantity	L mm	I mm	H mm	K mm	TS mm	TPI	PACK QTY.	ORDER NO.
5	150	130	19	0,90	1,8-3,2	8-14	10	JS123XF-5



JS925VF



Cuts medium-thick to thick sheet metal (2-10mm), thin and thick-walled pipe and profiles (<100mm). Ideal for demolition work in metal. Effortless, fine cutting.

PACK Quantity	L mm	I mm	H mm	K mm	TS mm	TPI	PACK QTY.	ORDER NO.
5	150	130	19	1,25	1,8-2,6	10-14	10	JS925VF-5



JS1025VF



Cuts medium-thick to thick sheet metal (2-10mm), thin and thick-walled pipe and profiles (<150mm). Ideal for demolition work in metal. Effortless, fine cutting.

PACK Quantity	L mm	I mm	H mm	K mm	TS mm	TPI	PACK QTY.	ORDER NO.
5	200	180	19	1,25	1,8-2,6	10-14	10	JS1025VF-5



JS1125VF



Cuts medium-thick to thick sheet metal (2-10mm), thin and thick-walled pipe and profiles (<175mm). Ideal for demolition work in metal. Effortless, fine cutting.

PACK Quantity	L mm	I mm	H mm	K mm	TS mm	TPI	PACK QTY.	ORDER NO.
5	225	205	19	1,25	1,8-2,6	10-14	10	JS1125VF-5



Sabre Saw Blades



JS1225VF



Cuts medium-thick to thick sheet metal (2-10mm), thin and thick-walled pipe and profiles (<250mm). Ideal for demolition work in metal. Effortless, fine cutting.

PACK Quantity	L mm	I mm	H mm	K mm	TS mm	TPI	PACK QTY.	ORDER NO. Universal Shank
5	300	280	19	1,25	1,8-2,6	10-14	10	JS1225VF-5



JS920CF



Cuts thick sheet metal (4-12mm), thick-walled pipe, solid pipe and profiles (<100mm). Ideal for pipe cutting, for rescue/demolition work. Powerful, coarse cutting.

PACK Quantity	L mm	I mm	H mm	K mm	TS mm	TPI	PACK QTY.	ORDER NO. Universal Shank
5	150	130	22	1,60	2,9	9	10	JS920CF-5



JS1120CF




For cutting thick sheet metal from 4mm to 12mm (5/32" - 1/2") in thickness, thick-walled solid pipe and profiles less than 175mm (7") in thickness. Ideal for pipe cutters, for rescue and demolition work. Powerful coarse cut.

PACK Quantity	L mm	I mm	H mm	K mm	TS mm	TPI	PACK QTY.	ORDER NO. Universal Shank
5	225	205	22	1,60	2,9	9	10	JS1120CF-5
20	225	205	22	1,60	2,9	9	5	JS1120CF-20

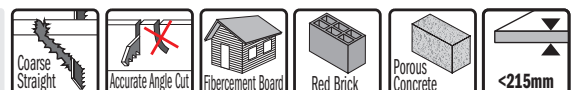


JS1243HM




Cuts medium-sized brick up to a material thickness of 215mm.

PACK Quantity	L mm	I mm	H mm	K mm	TS mm	TPI	PACK QTY.	ORDER NO. Universal Shank
1	305	250	50	1,50	12,7	2	25	JS1243HM

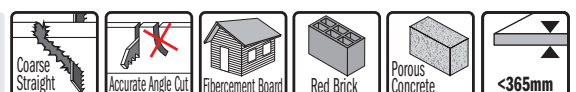


JS2243HM



Cuts large brick up to 365mm in thickness.

PACK Quantity	L mm	I mm	H mm	K mm	TS mm	TPI	PACK QTY.	ORDER NO. Universal Shank
1	455	400	50	1,50	12,7	2	25	JS2243HM





TOOLS FOR MULTI-CUTTERS

PRODUCTS	PAGE
Starlock/StarlockPlus/StarlockMax Arbors	72
Radial Saw Blade	73
Plunge and Flush-Cut for Wood	74
Plunge and Flush-Cut for Wood & Nails	75-76
Blade for Wood & Metal	77
Blade for Metal	77
Saw Blade for Masonry	78
Rasp for Masonry	79
Scraper for all Materials	80
Polishing Fleece	81
Sandpaper for Wood	81
Universal/SuperCut Arbors	82
Plunge and Flush-Cut for Wood	83-84
Radial Saw Blade for Wood	84
Plunge and Flush-Cut for Wood & Metal	85-86
Radial Saw Blade for Wood & Metal	87
Scraper for all Materials	87-88
Saw Blade for Masonry	88
Rasp for Masonry	89
Grout and Mortar Remover for Masonry	90
Polishing Fleece	90
Sandpaper for Wood	90
Multipurpose set for Oscillating Multi-Tools	91
CMT11 Oscillating Multi-Tools	337



MAXIMIZING YOUR WORK PERFORMANCE

HCS

HIGH CARBON STEEL
for cutting wood and plastic.

BIM
8% Co

BI-METAL WITH 8% COBALT
for cutting metal, nail embedded wood and plastic.

BIM
TiN

BI-METAL WITH 8% COBALT WITH TITANIUM COATING
for cutting metal, nail embedded wood and plastic, providing extreme performance and 30% longer lifetime.

HW

TUNGSTEN CARBIDE TIPPED
for cutting wood, screws and nails, fiber cement board, plasterboard, plastic, sheet metal, copper, aluminium and stainless steel with double lifetime.

CARBIDE
GRIT

TUNGSTEN CARBIDE GRIT COATED
for routing joints and grooves, smaller cutouts, routing recesses in several materials, from tiles, plasterboard, porous concretes, construction materials, epoxy and glass fibre.

DIAMOND
GRIT

DIAMOND GRIT COATED
for routing joints and grooves, smaller cutouts, routing recesses in several materials, from tiles, plasterboard, porous concretes, construction materials, epoxy and glass fibre providing extreme performance and longer lifetime.

SAWING & CUTTING



SCRAPING & RASPING



ROUTING & GRINDING



MULTI MATERIALS

SANDING, CLEANING & POLISHING



APPLICATIONS

- GRINDING
- SAWING
- JOINT OPENING
- PLASTIC CUTTING
- CARPET REMOVAL
- PLUNGE CUTTING
- WOOD CUTTING
- CUTTING LAMINATE SHEETS
- TUBE LENGTH TRIMMING
- NAIL CUTTING

THE RIGHT BLADE FOR THE BEST RESULTS!

Quick reference charts and pictograms help you choose the right blade for your application.


WOOD

WOOD&NAILS
WOOD&METAL

METAL

MULTI-MAT

MASONRY



STARLOCK: THE NEW SYSTEM FOR OSCILLATING POWER TOOLS

Starlock enables extremely reliable and fast accessory changes in a record time of less than 3 seconds. It also guarantees a secure fit and therefore maximum power transfer. The result: up to around 35% faster performance depending on the accessory, noticeably improved precision and reduced noise. To protect the individual tools from overload and damage, the system is divided into 3 performance classes: **Starlock**, **StarlockPlus** and **StarlockMax**.


The performance potential of an oscillating tool can only be fully exploited with the right accessories.

The exceptional quality and service life of our accessories combined with the perfect results delivers excellent value for money.

WHICH POWER TOOLS ARE THE BLADES COMPATIBLES WITH?	STARLOCK	STARLOCK PLUS	STARLOCK MAX
	SL	SLP	SLM
AEG	●		
Bosch	●	●	●
CMT	●		
Craftsman	●	●	
Dewalt	●		
Dremel	●		
Einhell	●		
Fein Multi Talent/Multi Master	●	●	
Fein Supercut Automotive/Construction	●	●	●
Festool Vecturo	●	●	●
Hitachi	●		
Makita	●	●	
Metabo	●		
Milwaukee	●	●	
Ridgid	●		
Rockwell	●	●	
Ryoby	●	●	
Skil	●	●	
Worx	●		


Some brands may require an adapter

OMF113 STARLOCK



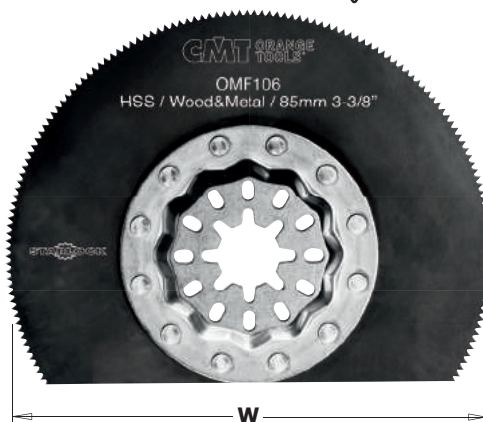
85mm Radial Saw Blade for Soft Materials

- FEATURES:** HCS with hardened teeth
- MATERIAL:** only for soft materials
- APPLICATION:** ideal for working in corners, flush to the surface.



PACK Quantity	W mm	K mm	TS mm	TPI	PACK QTY.	ORDER NO. Starlock
1 in clamshell	85	0,8	1,5	17	100	OMF113-X1
5 in clamshell	85	0,8	1,5	17	50	OMF113-X5

OMF106 STARLOCK




85mm Radial Saw Blade for Metal & Wood

- FEATURES:** HSS with metal toothing
- MATERIAL:** for plastic, fiberglass, GRP, wood, parquet, glazing compound, brass and bronze and for sheet metal up to 2mm
- APPLICATION:** ideal for working in corners, flush to the surface.



PACK Quantity	W mm	K mm	TS mm	TPI	PACK QTY.	ORDER NO. Starlock
1 in clamshell	85	0,5	1,34	19	100	OMF106-X1
5 in clamshell	85	0,5	1,34	19	50	OMF106-X5

OMF174 STARLOCK



85mm Circular Saw Blade for Metal & Wood. Long Life

- FEATURES:** Bi-metal 8% Cobalt teeth for long life
- MATERIAL:** for plastic, fiberglass, GRP, wood, glazing compound, brass and bronze and for sheet metal up to 2mm
- APPLICATION:** circular shape delivers good cost-effectiveness.



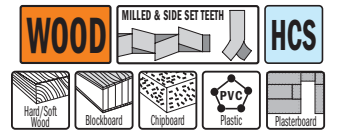
PACK Quantity	W mm	K mm	TS mm	TPI	PACK QTY.	ORDER NO. Starlock
1 in clamshell	85	0,7	1,27	20	100	OMF174-X1
5 in clamshell	85	0,7	1,27	20	50	OMF174-X5

OMF133 STARLOCK



35mm Plunge and Flush-Cut for Wood

- FEATURES:** HCS with hardened teeth
- MATERIAL:** wood up to 50 mm, plasterboard and soft plastics.
- APPLICATION:** plunge easily at any point in the material. High cutting quality and speed.



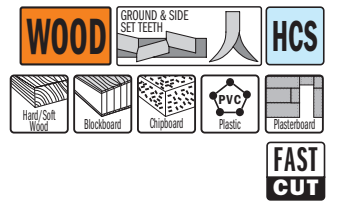
PACK Quantity	W mm	I mm	TS mm	TPI	PACK QTY.	ORDER NO. Starlock
1 in clamshell	35	50	1,4	18	70	OMF133-X1
5 in clamshell	35	50	1,4	18	34	OMF133-X5
50 in masterpack	35	50	1,4	18	1	OMF133-X50

OMF126 STARLOCK



35mm Precision Cut, Japanese tothing for Wood

- FEATURES:** HCS with "Japanese" double-row pattern, hardened teeth
- MATERIAL:** wood up to 50mm, plasterboard and soft plastics.
- APPLICATION:** plunge easily at any point in the material. High cutting quality, maximum precision and speed.



PACK Quantity	W mm	I mm	TS mm	TPI	PACK QTY.	ORDER NO. Starlock
1 in clamshell	35	50	1,75	14	70	OMF126-X1
5 in clamshell	35	50	1,75	14	34	OMF126-X5
50 in masterpack	35	50	1,75	14	1	OMF126-X50



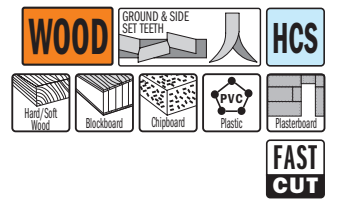
Japanese Tothing

OMF198 STARLOCK PLUS




45mm Precision Cut, Japanese tothing for Wood

- FEATURES:** HCS with "Japanese" double-row pattern, hardened teeth
- MATERIAL:** wood up to 50mm, plasterboard and soft plastics.
- APPLICATION:** High cutting quality, maximum precision and speed. Medium width wide range of applications.



PACK Quantity	W mm	I mm	TS mm	TPI	PACK QTY.	ORDER NO. StarlockPlus
1 in clamshell	45	50	1,75	14	70	OMF198-X1
5 in clamshell	45	50	1,75	14	34	OMF198-X5
50 in masterpack	45	50	1,75	14	1	OMF198-X50



Japanese Tothing

OMF205 STARLOCK


35mm Precision Cut, Japanese tothing for Wood. Long Life

- FEATURES:** Bi-metal 8% Cobalt with "Japanese" double-row pattern. Guaranteed long life.
- MATERIAL:** wood up to 50mm, plasterboard and soft plastics.
- APPLICATION:** plunge easily at any point in the material. High cutting quality, maximum precision and speed.

WOOD **GROUND & SIDE SET TEETH** **BIM 8% Co**

Hard/Soft Wood Blockboard Chipboard PVC Plastic Plasterboard

LONG LIFE **FAST CUT**



Japanese Tothing
With reduced teeth height for longer lifetime

PACK Quantity	W mm	I mm	TS mm	TPI	PACK QTY.	ORDER NO. Starlock
1 in clamshell	35	50	1,75	14	70	OMF205-X1
5 in clamshell	35	50	1,75	14	34	OMF205-X5
50 in masterpack	35	50	1,75	14	1	OMF205-X50

OMF206 STARLOCK PLUS

45mm Precision Cut, Japanese tothing for Wood. Long Life

- FEATURES:** Bi-metal 8% Cobalt with "Japanese" double row pattern. Guaranteed long life.
- MATERIAL:** wood up to 50mm, plasterboard and soft plastics.
- APPLICATION:** plunge easily at any point in the material. Medium width for maximum precision and speed. High cutting quality and a wide range of applications.

WOOD **GROUND & SIDE SET TEETH** **BIM 8% Co**

Hard/Soft Wood Blockboard Chipboard PVC Plastic Plasterboard

LONG LIFE **FAST CUT**



Japanese Tothing
With reduced teeth height for longer lifetime

PACK Quantity	W mm	I mm	TS mm	TPI	PACK QTY.	ORDER NO. StarlockPlus
1 in clamshell	45	50	1,75	14	70	OMF206-X1
5 in clamshell	45	50	1,75	14	34	OMF206-X5
50 in masterpack	45	50	1,75	14	1	OMF206-X50

OMF184 STARLOCK

10mm Plunge and Flush-Cut for Wood & Nails. Long Life

- FEATURES:** Bi-metal 8% Cobalt Long Life
- MATERIAL:** wood & wood with nails up to 5mm diameter, porous concrete, plasterboard, plastics, fiberglass.
- APPLICATION:** Extremely durable and robust. Short and very narrow shape ideal for small grooves.

WOOD&NAILS **MILLED & SIDE SET TEETH** **BIM 8% Co**

Hard/Soft Wood Wood with Nails PVC Plastic Plasterboard Epoxy Fiberglass

LONG LIFE



PACK Quantity	W mm	I mm	TS mm	TPI	PACK QTY.	ORDER NO. Starlock
1 in clamshell	10	30	1,4	18	70	OMF184-X1
5 in clamshell	10	30	1,4	18	34	OMF184-X5
50 in masterpack	10	30	1,4	18	1	OMF184-X50

OMF183 STARLOCK

20mm Plunge and Flush-Cut for Wood & Nails. Long Life

- FEATURES:** Bi-metal 8% Cobalt Long Life
- MATERIAL:** wood & wood with nails up to 5mm diameter, porous concrete, plasterboard, plastics, fiberglass.
- APPLICATION:** Extremely durable and robust. Short and very narrow shape ideal for small grooves.



WOOD&NAILS **MILLED & SIDE SET TEETH** **BIM 8% Co**

Hard/Soft Wood Wood with Nails PVC Plastic Plasterboard Epoxy Fiberglass

LONG LIFE

PACK Quantity	W mm	I mm	TS mm	TPI	PACK QTY.	ORDER NO. Starlock
1 in clamshell	20	34	1,4	18	70	OMF183-X1
5 in clamshell	20	34	1,4	18	34	OMF183-X5
50 in masterpack	20	34	1,4	18	1	OMF183-X50

OMF160 STARLOCK

35mm Plunge and Flush-Cut for Wood & Nails. Long Life

- FEATURES:** Bi-metal 8% Cobalt Long Life
- MATERIAL:** wood & wood with nails up to 5mm diameter, porous concrete, plasterboard, plastics, fiberglass.
- APPLICATION:** plunge easily at any point in the material. High cutting quality and speed.



WOOD&NAILS **MILLED & SIDE SET TEETH** **BIM 8% Co**

Hard/Soft Wood Wood with Nails PVC Plastic Plasterboard Epoxy Fiberglass

LONG LIFE

PACK Quantity	W mm	I mm	TS mm	TPI	PACK QTY.	ORDER NO. Starlock
1 in clamshell	35	50	1,4	18	70	OMF160-X1
5 in clamshell	35	50	1,4	18	34	OMF160-X5
50 in masterpack	35	50	1,4	18	1	OMF160-X50

OMF221 STARLOCK

50mm Plunge and Flush-Cut for Wood & Nails. Long Life

- FEATURES:** Bi-metal 8% Cobalt Long Life
- MATERIAL:** wood & wood with nails up to 5mm diameter, porous concrete, plasterboard, plastics, fiberglass.
- APPLICATION:** plunge easily at any point in the material. High cutting quality and speed.



WOOD&NAILS **MILLED & SIDE SET TEETH** **BIM 8% Co**

Hard/Soft Wood Wood with Nails PVC Plastic Plasterboard Epoxy Fiberglass

LONG LIFE

PACK Quantity	W mm	I mm	TS mm	TPI	PACK QTY.	ORDER NO. Starlock
1 in clamshell	50	50	1,4	18	70	OMF221-X1
5 in clamshell	50	50	1,4	18	34	OMF221-X5
50 in masterpack	50	50	1,4	18	1	OMF221-X50

OMF222 STARLOCK

28mm Plunge and Flush-Cut for Wood & Metal. Long Life

FEATURES: Bi-metal 8% Cobalt with milled and wavy set teeth.

MATERIAL: for sheet metal up to 2mm, aluminum profiles, copper and brass pipes, wood, plasterboard and plastics.

APPLICATION: plunge easily at any point in the material. High cutting quality and speed.

WOOD&METAL **MILLED & WAVY SET TEETH** **BIM 8% Co**

Hard/Soft Wood, Wood with Nails, Plastic, ALU Aluminum, Sheet Metal, Non-Ferrous Metals, Plasterboard, Cu Zn Non-Ferrous Metals, **130% LONGER LIFE** **LONG LIFE**



PACK Quantity	W mm	I mm	TS mm	TPI	PACK QTY.	ORDER NO. Starlock
1 in clamshell	28	55	1,4	18	70	OMF222-X1
5 in clamshell	28	55	1,4	18	34	OMF222-X5
50 in masterpack	28	55	1,4	18	1	OMF222-X50



WAVY UNIVERSAL TOOTHING

OMF223 STARLOCK

44mm Plunge and Flush-Cut for Wood & Metal. Long Life

FEATURES: Bi-metal 8% Cobalt with milled and wavy set teeth.

MATERIAL: for sheet metal up to 2mm, aluminum profiles, copper and brass pipes, wood, plasterboard and plastics.

APPLICATION: plunge easily at any point in the material. High cutting quality and speed.

WOOD&METAL **MILLED & WAVY SET TEETH** **BIM 8% Co**

Hard/Soft Wood, Wood with Nails, Plastic, ALU Aluminum, Sheet Metal, Non-Ferrous Metals, Plasterboard, Cu Zn Non-Ferrous Metals, **130% LONGER LIFE** **LONG LIFE**



PACK Quantity	W mm	I mm	TS mm	TPI	PACK QTY.	ORDER NO. Starlock
1 in clamshell	44	55	1,4	18	70	OMF223-X1
5 in clamshell	44	55	1,4	18	34	OMF223-X5
50 in masterpack	44	55	1,4	18	1	OMF223-X50



WAVY UNIVERSAL TOOTHING

OMF157 STARLOCK

30mm Plunge and Flush-Cut for Metal. Fine Cut

FEATURES: Bi-metal 8% Cobalt with thin kerf and fine cut.

MATERIAL: for sheet metal up to 2mm, aluminum profiles, copper and brass pipes, hard plastics and fiberglass (GRP).

APPLICATION: precise and easy to control. Very thin cuts. Narrow waist for fast cuts and good chip evacuation.


METAL **MILLED & WAVY SET TEETH** **BIM 8% Co**

Sheet Metal, ALU Aluminum, PVC Plastic, Pipes, Profiles, Epoxy, Fiberglass, Cu Zn Non-Ferrous Metals, **FINE CUT**




PACK Quantity	W mm	I mm	TS mm	TPI	PACK QTY.	ORDER NO. Starlock
1 in clamshell	30	50	1,2	21	70	OMF157-X1
5 in clamshell	30	50	1,2	21	34	OMF157-X5
50 in masterpack	30	50	1,2	21	1	OMF157-X50

OMF118 STARLOCK




75mm Carbide Grit Radial Saw Blade

FEATURES: Carbide Grit.
MATERIAL: radial saw blade for tile joints, plasterboard, porous concretes construction materials and reworking planked deck joints.
APPLICATION: the economic option to the diamond tools for very hard epoxy resin or cement joints, milling of wall joints or floors, carving grooves on porous concrete, for laying of cables and pipes concealed. Ideal to work close to the corners and edges. Cutting width approx 2.2mm




PACK Quantity	W mm	K mm	PACK QTY.	ORDER NO. Starlock
1 in clamshell	75	2,2	100	OMF118-X1
5 in clamshell	75	2,2	40	OMF118-X5

OMF125 STARLOCK



75mm Carbide Grit Radial Saw Blade

FEATURES: Carbide Grit.
MATERIAL: radial saw blade for tiles, plasterboard, porous concretes construction materials and reworking planked deck joints.
APPLICATION: An economical alternative to diamond coated tools. For milling wall joints, removing hard epoxy resin or cement joints and carving grooves into porous concrete for the purpose of laying concealed cables and pipes. Ideal when working in close proximity to corners and edges. Thin kerf version, cutting width approx 1.2mm.



PACK Quantity	W mm	K mm	PACK QTY.	ORDER NO. Starlock
1 in clamshell	75	1,2	100	OMF125-X1
5 in clamshell	75	1,2	40	OMF125-X5

OMF114 STARLOCK



75mm Diamond Coated Extra-Long Life Radial Saw Blade

FEATURES: Diamond coated for extended lifetime.
MATERIAL: radial saw blade for tiles, plasterboard, porous concrete, construction materials and reworking planked deck joints.
APPLICATION: best for frequent use and challenging jobs. For the removal of very hard epoxy resin or cement joints, milling wall joints or floors, carving grooves into porous concrete for the purpose of laying concealed cables and pipes. Ideal when working in close proximity to corners and edges. Cutting width approx. 2.2mm



PACK Quantity	W mm	K mm	PACK QTY.	ORDER NO. Starlock
1 in clamshell	75	2,2	115	OMF114-X1
5 in clamshell	75	2,2	56	OMF114-X5

OMF002 STARLOCK PLUS




45mm Double-Face Carbide Grit Fingertip Rasp

FEATURES: Carbide Grit coated on both sides.
MATERIAL: Fingertip Rasp for tiles, plasterboard, porous concrete, construction materials, wood, carpets.
APPLICATION: wide range of applications: removing mortar or tile adhesive, removing carpet adhesive residues, rasping wood for rough adjustment, rough grinding of filler and tile adhesives. For use on concrete, stone, wood, fiberglass and plastics.



Pack Quantity	W mm	I mm	Pack Qty.	ORDER NO.
1 in clamshell	33	45	70	StarlockPlus OMF002-X1

OMF001 STARLOCK



80mm Carbide Grit Delta Rasp

FEATURES: Carbide Grit.
MATERIAL: Delta Rasp for tiles, plasterboard, porous concrete, construction materials, wood, carpets.
APPLICATION: wide range of applications: removing mortar or tile adhesive, removing carpet adhesive residues, rasping wood for rough grinding of filler and tile adhesives. For use on concrete, stone, wood, fiberglass and plastics.




Pack Quantity	W mm	Pack Qty.	ORDER NO.
1 in clamshell	80	70	Starlock OMF001-X1

OMF243 STARLOCK MAX



60mm Diamond Coated Extra-Long Life Segment Saw Blade

FEATURES: Diamond coated for extended lifetime.
MATERIAL: Segment saw blade for tiles, marble, epoxy resins.
APPLICATION: Best for frequent use and challenging jobs. For use on tough grout between tiled surfaces. Efficient shape allows aggressive grinding without damaging tile. Also for cutting out marble and trass concrete joints, sinking ducts in plaster, brick, pumice and honeycomb stone as well as autoclave aerated concrete. Ideal on corners and edges without overcutting. Cutting width approx. 2.2mm.



Pack Quantity	W mm	K mm	Pack Qty.	ORDER NO.
1 in clamshell	60	2,2	70	StarlockMax OMF243-X1

OMF226 STARLOCK



52mm Rigid Scraper Blade for All Materials

FEATURES: HL rigid scraper

APPLICATION: wide range of applications: removing mortar or tile adhesive, removing mortar and concrete residues, removing hard, brittle carpet adhesive residues.



PACK Quantity	W mm	K mm	PACK QTY.	ORDER NO. Starlock
1 in clamshell	52	0,8	100	OMF226-X1


OMF165 STARLOCK



52mm Flexible Scraper Blade for All Materials

FEATURES: HL flexible scraper

APPLICATION: wide range of applications: removing soft carpet adhesive residue, removing paint residue, removing silicone joints.



PACK Quantity	W mm	K mm	PACK QTY.	ORDER NO. Starlock
1 in clamshell	52	0,4	100	OMF165-X1

OMF245 STARLOCK



70mm "Mushroom-Shaped" Cutting Blade for All Materials


FEATURES: HL "mushroom-shaped" cutting blade. Blade shape keeps hands away from broken glass when repairing windows.

APPLICATION: for cutting silicone, caulking and soft putty material. Separates insulating glass units.



PACK Quantity	W mm	K mm	PACK QTY.	ORDER NO. Starlock
5 in clamshell	70	0,4	50	OMF245-X5

OMF136 STARLOCK



93mm Delta Sanding Pad, Perforated

FEATURES: perforated Sanding pad with micro Velcro®-type fastening system. Quick, easy sanding sheet changes.

APPLICATION: perfectly sands surfaces on any material. Comprehensive range of sanding sheets permits a wide range of sanding applications.



PACK Quantity	W mm	PACK QTY.	ORDER NO. Starlock
1 in clamshell	93	100	OMF136-X1

OMA30000



93mm Delta Polishing Fleece, Perforated

FEATURES: Delta Polishing Fleece with micro Velcro®-type to be use with our sku # OMM30 and # OMS30 and # OMF136.

APPLICATION: wide range of applications: suitable for bringing out grain in wood (rustic look), de-rusting metal, matte sanding varnished surfaces, removing dirt and deposits without altering the workpiece surface.



PACK Quantity	W mm	PACK QTY.	ORDER NO.
4 in clamshell	93	10	OMA30000-X4

OMA30



93mm Aluminium-Oxide Delta Sandpaper for Wood, Perforated

FEATURES: Delta Sandpaper lined with self adhesive micro Velcro® - for use with skus #OMM30 and #OMS30 and #OMF136.

APPLICATION: wide range of applications: suitable for sanding all types of wood, chipboard, plywood, construction boards, for pre-sanding of rough, uneven beams and boards. Best results achieved with dust extractor. Aluminium-Oxide abrasive grain and full resin bond guarantee high abrasion performance.



PACK Quantity	W mm	GRIT	PACK QTY.	ORDER NO.
10 in clamshell	93	40	10	OMA30040-X10
10 in clamshell	93	60	10	OMA30060-X10
10 in clamshell	93	80	10	OMA30080-X10
10 in clamshell	93	100	10	OMA30100-X10
10 in clamshell	93	120	10	OMA30120-X10
10 in clamshell	93	180	10	OMA30180-X10
10 in clamshell	93	240	10	OMA30240-X10

THE RIGHT BLADE FOR THE BEST RESULTS!

Quick reference charts and pictograms help you choose the right blade for your application.



CMT Universal arbor fits directly onto almost all different commercially available multitools

CMT Universal arbor fits directly onto almost all different commercially available multitools

Compatible brands: Milwaukee, BLACK&DECKER, SKIL, BOSCH, CRAFTSMAN, DREMEL, Rockwell, RIDGID, Multi Master, Einhell Mastercraft.

This tool mount also enables the accessory to be repositioned in 30-degree steps.

Arbor for Fein® SuperCut and Festool® Vecturo


Arbor for Fein® SuperCut and Festool® Vecturo

Compatible brands: Fein SuperCut, Festool Vecturo.

This tool mount also enables the accessory to be repositioned in 30-degree steps.

OMA31

Universal Adapters



Hardwearing universal adaptor allowing your CMT to attach multi-tool blades that do not have matching shanks. Fits snugly and does not slip. Ideal for Bosch, Chicago, Craftsman, Dremel, Fein, Maki-ta, Milwaukee, Mastercraft, Ozito, Aeg, Ridgid, Rockwell, Smart, Worx.

PACK Quantity	PACK Qty.	ORDER NO.
2 in clamshell	10	OMA31-X2

OMM01 OMS01

Universal Arbor

Arbor for Fein® SuperCut Festool® Vecturo

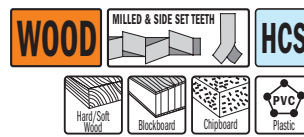


10mm Plunge and Flush-Cut for Wood

FEATURES: HCS with hardened teeth.

MATERIAL: for wood, blockboard, chipboard, plastic, pipes and profiles.

APPLICATION: wide range of applications: installing a ventilation grille, cutting a recess in furniture elements to enable access to a mains socket, adjustment work in wood like sawing recesses for locks and fitting, window and door hardware.



PACK Quantity	W mm	I mm	TPI	PACK QTY.	ORDER NO. Universal Arbor	ORDER NO. Arbor for Fein® Supercut
1 in clamshell	10	28	18	10	OMM01-X1	OMS01-X1

OMM02 OMS02

Universal Arbor

Arbor for Fein® SuperCut Festool® Vecturo

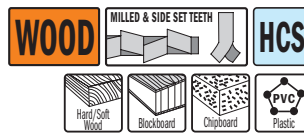


22mm Plunge and Flush-Cut for Wood

FEATURES: HCS with hardened teeth.

MATERIAL: for wood, blockboard, chipboard, plastic, pipes and profiles.

APPLICATION: wide range of applications: installing a ventilation grille, cutting a recess in furniture elements to enable access to a mains socket, flush-cutting wooden components to length (like dowels and tenons), window and door hardware.




PACK Quantity	W mm	I mm	TPI	PACK QTY.	ORDER NO. Universal Arbor	ORDER NO. Arbor for Fein® Supercut
1 in clamshell	22	48	18	10	OMM02-X1	OMS02-X1
5 in clamshell	22	48	18	5	OMM02-X5	OMS02-X5

OMM03 OMS03

Universal Arbor

Arbor for Fein® SuperCut Festool® Vecturo

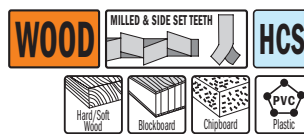


28mm Plunge and Flush-Cut for Wood

FEATURES: HCS with hardened teeth.

MATERIAL: for wood, blockboard, chipboard, plastic, pipes and profiles.

APPLICATION: wide range of applications: installing a ventilation grille, cutting a recess in furniture elements to enable access to a mains socket, flush-cutting wooden components to length (like dowels and tenons), window and door hardware.




PACK Quantity	W mm	I mm	TPI	PACK QTY.	ORDER NO. Universal Arbor	ORDER NO. Arbor for Fein® Supercut
1 in clamshell	28	48	18	10	OMM03-X1	OMS03-X1
new 50 in masterpack	28	48	18	2	OMM03-X50	OMS03-X50

OMM04 OMS04

Universal Arbor

Arbor for Fein® SuperCut Festool® Vecturo

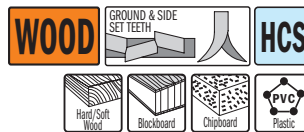


34mm Precision Cut, Japanese tothing for Wood


FEATURES: HCS with "Japanese" double-row pattern, hardened teeth.

MATERIAL: for wood, timber, blockboard, chipboard.

APPLICATION: ground and side set teeth for precision, clean, quick cutting into soft wood and timber. This tooth pattern with its longer teeth allows you to start cutting from a precise point by standing the blade on its corner and lowering it into the wood.




PACK Quantity	W mm	I mm	TPI	PACK QTY.	ORDER NO. Universal Arbor	ORDER NO. Arbor for Fein® Supercut
1 in clamshell	34	40	14	10	OMM04-X1	OMS04-X1
5 in clamshell	34	40	14	5	OMM04-X5	OMS04-X5
50 in masterpack	34	40	14	2	OMM04-X50	OMS04-X50



Japanese Tothing

OMM05

Universal Arbor



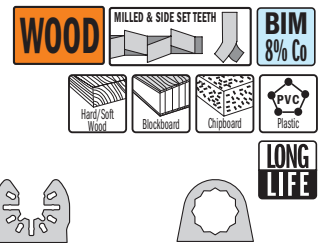
OMS05

Arbor for Fein® SuperCut Festool® Vecturo



34mm Extra-Long Life Plunge and Flush-Cut for Wood


FEATURES: Bi-metal with 8% Cobalt teeth guarantee extra-long life.
MATERIAL: for wood, blockboard, chipboard, plastic, pipes and profiles.
APPLICATION: wide range of applications: installing a ventilation grille, cutting a recess in furniture elements to enable access to a mains socket, flush-cutting wooden components to length (like dowels and tenons), window and door hardware.



PACK Quantity	W mm	I mm	TPI	PACK QTY.	ORDER NO. Universal Arbor	ORDER NO. Arbor for Fein® Supercut
1 in clamshell	34	40	18	10	OMM05-X1	OMS05-X1
5 in clamshell	34	40	18	5	OMM05-X5	OMS05-X5
50 in masterpack	34	40	18	2	OMM05-X50	OMS05-X50

OMM36

Universal Arbor



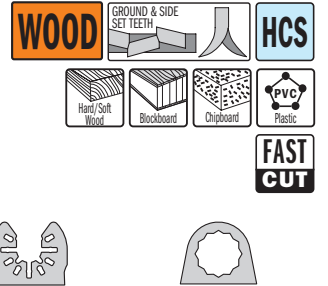
OMS36

Arbor for Fein® SuperCut Festool® Vecturo



45mm Precision Cut, Japanese tothing for Wood

FEATURES: HCS with "Japanese" double-row pattern, hardened teeth.
MATERIAL: for wood, timber, blockboard, chipboard.
APPLICATION: ground and side-set teeth for precision, clean, quick cutting into soft wood and timber. This tooth pattern with its longer teeth allows you to start cutting from a precise point by standing the blade on its corner and lowering it into the wood. Ideal width for creating long flat horizontal cuts like: door jambs and skirting board.




PACK Quantity	W mm	I mm	TPI	PACK QTY.	ORDER NO. Universal Arbor	ORDER NO. Arbor for Fein® Supercut
5 in clamshell	45	50	14	5	OMM36-X5	OMS36-X5
50 in masterpack	45	50	14	2	OMM36-X50	OMS36-X50



Japanese Tothing


OMM06

Universal Arbor




OMS06

Arbor for Fein® SuperCut Festool® Vecturo



68mm Precision Cut, Japanese tothing for Wood

FEATURES: HCS with "Japanese" double-row pattern, hardened teeth.
MATERIAL: for wood, timber, blockboard, chipboard.
APPLICATION: ground and side-set teeth for precision, clean, quick cutting into soft wood and timber. This tooth pattern with its longer teeth allows you to start cutting from a precise point by standing the blade on its corner and lowering it into the wood. Ideal width for creating long flat horizontal cuts like: door jambs and skirting board.



PACK Quantity	W mm	I mm	TPI	PACK QTY.	ORDER NO. Universal Arbor	ORDER NO. Arbor for Fein® Supercut
1 in clamshell	68	40	14	10	OMM06-X1	OMS06-X1
5 in clamshell	68	40	14	5	OMM06-X5	OMS06-X5
50 in masterpack	68	40	14	2	OMM06-X50	OMS06-X50



Japanese Tothing

OMM07

Universal Arbor



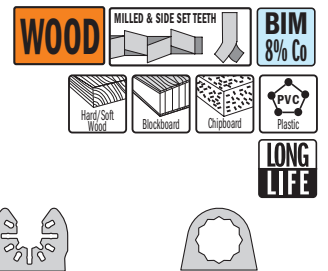
OMS07

Arbor for Fein® SuperCut Festool® Vecturo



68mm Extra-Long Life Plunge and Flush-Cut for Wood


FEATURES: Bi-metal with 8% Cobalt teeth guarantee extra-long life.
MATERIAL: for wood, blockboard, chipboard, plastic, pipes and profiles.
APPLICATION: wide range of applications: installing a ventilation grille, cutting a recess in furniture elements to enable access to a mains socket, flush-cutting wooden components to length (like dowels and tenons), window and door hardware.



PACK Quantity	W mm	I mm	TPI	PACK QTY.	ORDER NO. Universal Arbor	ORDER NO. Arbor for Fein® Supercut
1 in clamshell	68	40	18	10	OMM07-X1	OMS07-X1
5 in clamshell	68	40	18	5	OMM07-X5	OMS07-X5
50 in masterpack	68	40	18	2	OMM07-X50	OMS07-X50

OMM08

Universal Arbor



OMS08

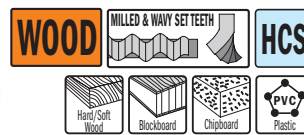
Arbor for Fein® SuperCut Festool® Vecturo



87mm Radial Saw Blade for Wood

FEATURES: HCS with hardened teeth.
MATERIAL: for wood, blockboard, chipboard, plastic, pipes and profiles.

APPLICATION: wide range of applications: installing a ventilation grille, cutting a recess in furniture elements to enable access to a mains socket, flush-cutting wooden components to length (like dowels and tenons). Cutting a plastic pipe (PVC) to length.



PACK Quantity	W mm	TPI	PACK QTY.	ORDER NO. Universal Arbor	ORDER NO. Arbor for Fein® Supercut
1 in clamshell	87	18	10	OMM08-X1	OMS08-X1

OMM09

Universal Arbor



OMS09

Arbor for Fein® SuperCut Festool® Vecturo



10mm Plunge and Flush-Cut for Wood & Metal

FEATURES: Bi-metal with 8% Cobalt teeth.
MATERIAL: for wood, chipboard, plastic, sheet metal, copper and aluminium pipes and profiles.


APPLICATION: wide range of applications: flush-cutting a nail in wood, adjustment work on non-ferrous profiles, plunge-cutting in plasterboard.



PACK Quantity	W mm	I mm	TPI	PACK QTY.	ORDER NO. Universal Arbor	ORDER NO. Arbor for Fein® Supercut
1 in clamshell	10	28	18	10	OMM09-X1	OMS09-X1
5 in clamshell	10	28	18	5	OMM09-X5	OMS09-X5
50 in masterpack	10	28	18	2	OMM09-X50	OMS09-X50

OMM10

Universal Arbor



OMS10

Arbor for Fein® SuperCut Festool® Vecturo



22mm Plunge and Flush-Cut for Wood & Metal

FEATURES: Bi-metal with 8% Cobalt teeth.
MATERIAL: for wood, plasterboard, plastic, sheet metal, copper and aluminium pipes and profiles.


APPLICATION: wide range of applications: flush-cutting a nail in wood, cutting copper pipes, plunge-cutting in plasterboard.



PACK Quantity	W mm	I mm	TPI	PACK QTY.	ORDER NO. Universal Arbor	ORDER NO. Arbor for Fein® Supercut
1 in clamshell	22	48	18	10	OMM10-X1	OMS10-X1
5 in clamshell	22	48	18	5	OMM10-X5	OMS10-X5
50 in masterpack	22	48	18	2	OMM10-X50	OMS10-X50

OMM11

Universal Arbor



OMS11

Arbor for Fein® SuperCut Festool® Vecturo



28mm Plunge and Flush-Cut for Wood & Metal

FEATURES: Bi-metal with 8% Cobalt teeth.
MATERIAL: for wood, plasterboard, plastic, sheet metal, copper and aluminium pipes and profiles.

APPLICATION: wide range of applications: flush-cutting a nail in wood, cutting copper pipes and aluminium profiles, plunge-cutting in plasterboard.




PACK Quantity	W mm	I mm	TPI	PACK QTY.	ORDER NO. Universal Arbor	ORDER NO. Arbor for Fein® Supercut
1 in clamshell	28	48	18	10	OMM11-X1	OMS11-X1
5 in clamshell	28	48	18	5	OMM11-X5	OMS11-X5
50 in masterpack	28	48	18	2	OMM11-X50	OMS11-X50

Tools for Multi-Cutters



OMM12

Universal Arbor



OMS12

Arbor for Fein® SuperCut Festool® Vecturo




32mm Plunge and Flush-Cut for Wood & Metal

FEATURES: Bi-metal with 8% Cobalt teeth.

MATERIAL: for wood, plasterboard, plastic, sheet metal, copper and aluminium pipes and profiles.


APPLICATION: wide range of applications: flush-cutting a nail in wood, cutting copper pipes and aluminium profiles, plunge-cutting in plasterboard.



PACK Quantity	W mm	I mm	TPI	PACK Qty.	ORDER NO. Universal Arbor	ORDER NO. Arbor for Fein® Supercut
1 in clamshell	32	40	18	10	OMM12-X1	OMS12-X1
5 in clamshell	32	40	18	5	OMM12-X5	OMS12-X5
50 in masterpack	32	40	18	2	OMM12-X50	OMS12-X50

OMM13

Universal Arbor



OMS13

Arbor for Fein® SuperCut Festool® Vecturo




32mm Extra-Long Life Plunge & Flush-Cut for Wood & Metal

FEATURES: TiN Coated Bi-metal with 8% Cobalt teeth.

MATERIAL: for wood and nails, plasterboard, plastic, sheet metal, copper and aluminium pipes and profiles.

APPLICATION: wide range of applications: flush-cutting a nail in wood, cutting copper pipes and aluminium profiles, plunge-cutting in plasterboard. Tooth strip coated with titanium nitride for 30% longer life.




130% LONGER LIFE

PACK Quantity	W mm	I mm	TPI	PACK Qty.	ORDER NO. Universal Arbor	ORDER NO. Arbor for Fein® Supercut
1 in clamshell	32	40	18	10	OMM13-X1	OMS13-X1
5 in clamshell	32	40	18	5	OMM13-X5	OMS13-X5
50 in masterpack	32	40	18	2	OMM13-X50	OMS13-X50

OMM14

Universal Arbor



OMS14

Arbor for Fein® SuperCut Festool® Vecturo



35mm Extra-Long Life Plunge & Flush-Cut for Wood & Metal

FEATURES: High Quality carbide teeth.

MATERIAL: for wood, hardened screws and nails, plasterboard, plastic, sheet metal, copper, aluminium and stainless steel.

APPLICATION: wide range of applications: cutting hardened screws/nails, Cutting stainless steel like kitchen front covers, plunge cuts in severely abrasive materials like fiberglass.



2X LONGER LIFE

PACK Quantity	W mm	I mm	TPI	PACK Qty.	ORDER NO. Universal Arbor	ORDER NO. Arbor for Fein® Supercut
1 in clamshell	35	40	20	10	OMM14-X1	OMS14-X1

OMM35

Universal Arbor



OMS35

Arbor for Fein® SuperCut Festool® Vecturo




45mm Plunge and Flush-Cut for Wood & Metal

FEATURES: Bi-metal with 8% Cobalt teeth.

MATERIAL: for wood, plasterboard, plastic, sheet metal, copper and aluminium pipes and profiles.

APPLICATION: wide range of applications: flush-cutting a nail, cutting copper pipes and aluminium profiles, plunge-cutting in plasterboard.


new



PACK Quantity	W mm	I mm	TPI	PACK Qty.	ORDER NO. Universal Arbor	ORDER NO. Arbor for Fein® Supercut
5 in clamshell	42	68	18	5	OMM35-X5	OMS35-X5
50 in masterpack	42	68	18	2	OMM35-X50	OMS35-X50

EXTRA LONG

OMM15
Universal Arbor



OMS15
Arbor for Fein® SuperCut Festool® Vecturo



45mm Plunge and Flush-Cut for Wood & Metal


FEATURES: Bi-metal with 8% Cobalt teeth.
MATERIAL: for wood, plasterboard, plastic, sheet metal, copper and aluminium pipes and profiles.
APPLICATION: wide range of applications: flush-cutting a nail, cutting copper pipes and aluminium profiles, plunge-cutting in plasterboard.

WOOD&METAL **MILLED & SIDE SET TEETH** **BIM 8% Co**

Hard/Soft Wood PVC Plastic ALU Aluminium Sheet Metal Non-Ferrous Metals

Pack Quantity	W mm	I mm	TPI	PACK QTY.	ORDER NO. Universal Arbor	ORDER NO. Arbor for Fein® Supercut
1 in clamshell	45	48	18	10	OMM15-X1	OMS15-X1
5 in clamshell	45	48	18	5	OMM15-X5	OMS15-X5
50 in masterpack	45	48	18	2	OMM15-X50	OMS15-X50

OMM16
Universal Arbor



OMS16
Arbor for Fein® SuperCut Festool® Vecturo



45mm Extra-Long Life Plunge & Flush-Cut for Wood & Metal

FEATURES: TiN Coated Bi-metal with 8% Cobalt teeth.
MATERIAL: for wood and nails, plasterboard, plastic, sheet metal, copper and aluminium pipes and profiles.
APPLICATION: wide range of applications: flush-cutting a nail, cutting copper pipes and aluminium profiles, plunge-cutting in plasterboard. Tooth strip coated with titanium nitride for 30% longer life.


WOOD&METAL **MILLED & SIDE SET TEETH** **BIM TiN**

Hard/Soft Wood PVC Plastic ALU Aluminium Sheet Metal Non-Ferrous Metals

130% LONGER LIFE **LONG LIFE**

Pack Quantity	W mm	I mm	TPI	PACK QTY.	ORDER NO. Universal Arbor	ORDER NO. Arbor for Fein® Supercut
1 in clamshell	45	48	18	10	OMM16-X1	OMS16-X1
5 in clamshell	45	48	18	5	OMM16-X5	OMS16-X5
50 in masterpack	45	48	18	2	OMM16-X50	OMS16-X50

OMM17
Universal Arbor



OMS17
Arbor for Fein® SuperCut Festool® Vecturo



87mm Radial Saw Blade for Wood & Metal

FEATURES: Bi-metal with 8% Cobalt teeth.
MATERIAL: for wood, veneered panels, plastic and laminated panels, sheet metal, copper and aluminium pipes and profiles.
APPLICATION: wide range of applications: flush-cutting a nail, cutting a door frame, laminate/parquet, cutting aluminium profiles, plunge-cutting.


WOOD&METAL **BIM 8% Co**

Hard/Soft Wood PVC Plastic ALU Aluminium Sheet Metal Non-Ferrous Metals

LONG LIFE

Pack Quantity	W mm	TPI	PACK QTY.	ORDER NO. Universal Arbor	ORDER NO. Arbor for Fein® Supercut
1 in clamshell	87	20	10	OMM17-X1	OMS17-X1

OMM18
Universal Arbor



OMS18
Arbor for Fein® SuperCut Festool® Vecturo



87mm Extra-Long Life Radial Saw Blade for Wood & Metal

FEATURES: TiN Coated Bi-metal with 8% Cobalt teeth.
MATERIAL: for wood, plasterboard and fibercement boards, sheet metal, copper and aluminium pipes and profiles.
APPLICATION: wide range of applications: plunge-cutting in plasterboard, cutting smaller aluminium mouldings to length, cutting recesses in epoxy/glass fibre like dashboard in a boat.

WOOD&METAL **BIM TiN**

Hard/Soft Wood PVC Plastic ALU Aluminium Sheet Metal Cu Zn Non-Ferrous Metals

130% LONGER LIFE **LONG LIFE**

Pack Quantity	W mm	TPI	PACK QTY.	ORDER NO. Universal Arbor	ORDER NO. Arbor for Fein® Supercut
1 in clamshell	87	20	10	OMM18-X1	OMS18-X1

OMM19

Universal Arbor



OMS19

Arbor for Fein® SuperCut Festool® Vecturo



52mm Rigid Scraper for all Materials

FEATURES: HL rigid scraper.

APPLICATION: wide range of applications: removing mortar or tile adhesive, removing mortar and concrete residues, removing hard, brittle carpet adhesive residues.



PACK Quantity	W mm	I mm	PACK QTY.	ORDER NO. Universal Arbor	ORDER NO. Arbor for Fein® SuperCut
1 in clamshell	52	26	10	OMM19-X1	OMS19-X1
5 in clamshell	52	26	5	OMM19-X5	OMS19-X5

OMM20

Universal Arbor



OMS20

Arbor for Fein® SuperCut Festool® Vecturo



52mm Flexible Scraper for all Materials

FEATURES: HL flexible scraper.

APPLICATION: wide range of applications: removing soft carpet adhesive residues, removing paint residues, removing silicone joints.



PACK Quantity	W mm	I mm	PACK QTY.	ORDER NO. Universal Arbor	ORDER NO. Arbor for Fein® SuperCut
1 in clamshell	52	45	10	OMM20-X1	OMS20-X1
5 in clamshell	52	45	5	OMM20-X5	OMS20-X5

OMM21

Universal Arbor



OMS21

Arbor for Fein® SuperCut Festool® Vecturo



28mm Sharp Corner Scraper for all Materials

FEATURES: HL sharp corner scraper.


APPLICATION: wide range of applications: cutting soft expansion joints, cutting window putty like sealing compound, cutting insulation materials.



PACK Quantity	W mm	I mm	PACK QTY.	ORDER NO. Universal Arbor	ORDER NO. Arbor for Fein® SuperCut
1 in clamshell	28	50	10	OMM21-X1	OMS21-X1
5 in clamshell	28	50	5	OMM21-X5	OMS21-X5
50 in masterpack	28	50	2	OMM21-X50	OMS21-X50


OMM22

Universal Arbor



OMS22

Arbor for Fein® SuperCut Festool® Vecturo

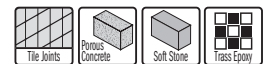


87mm Carbide Grit Radial Saw Blade

FEATURES: Carbide Grit.

MATERIAL: radial saw blade for tiles joints, plasterboard, porous concretes and similar construction materials.

APPLICATION: wide range of applications: routing joints on wall and floor tiles, smaller cutouts in soft wall tiles, routing grooves in porous concrete, for laying concealed cables and pipes.



PACK Quantity	W mm	K mm	PACK QTY.	ORDER NO. Universal Arbor	ORDER NO. Arbor for Fein® SuperCut
1 in clamshell	87	2,2	10	OMM22-X1	OMS22-X1

OMM23

Universal Arbor



OMS23

Arbor for
Fein® SuperCut
Festool® Vecturo

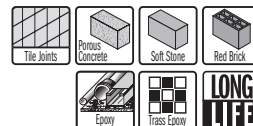


87mm Diamond Coated Extra-Long Life Radial Saw Blade

FEATURES: Diamond coated for extended lifetime.
MATERIAL: radial saw blade for tiles joints, plasterboard, porous concretes, construction materials, epoxy and glass fibre.

APPLICATION: wide range of applications: routing joints on wall and floor tiles, smaller cutouts in soft wall tiles, routing recesses in epoxy/glass fibre reinforced plastic like in a boat's hull, routing joints on wall tiles.

MASONRY



Pack Quantity	W mm	K mm	Pack Qty.	ORDER NO. Universal Arbor	ORDER NO. Arbor for Fein® Supercut
1 in clamshell	87	1,6	10	OMM23-X1	OMS23-X1
25 in masterpack	87	1,6	2	OMM23-X25	OMS23-X25

OMM24

Universal Arbor



OMS24

Arbor for
Fein® SuperCut
Festool® Vecturo

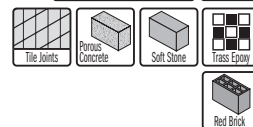


65mm Carbide Grit Radial Saw Blade

FEATURES: Carbide Grit.
MATERIAL: radial saw blade for tiles joints, plasterboard, porous concretes and similar construction materials.

APPLICATION: wide range of applications: routing joints on wall and floor tiles, smaller cutouts in soft wall tiles, routing grooves in porous concrete, for laying concealed cables and pipes.

MASONRY



Pack Quantity	W mm	K mm	Pack Qty.	ORDER NO. Universal Arbor	ORDER NO. Arbor for Fein® Supercut
1 in clamshell	65	1,6	10	OMM24-X1	OMS24-X1

OMM27

Universal Arbor



OMS27

Arbor for
Fein® SuperCut
Festool® Vecturo

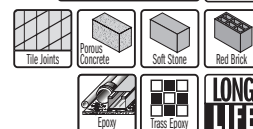


65mm Diamond Coated Extra-Long Life Radial Saw Blade

FEATURES: Diamond coated for extended lifetime.
MATERIAL: radial saw blade for tiles joints, plasterboard, porous concretes, construction materials, epoxy and glass fibre.

APPLICATION: wide range of applications: routing joints on wall and floor tiles, smaller cutouts in soft wall tiles, routing recesses in epoxy/glass fibre reinforced plastic like in a boat's hull, routing joints on wall tiles.

MASONRY



Pack Quantity	W mm	K mm	Pack Qty.	ORDER NO. Universal Arbor	ORDER NO. Arbor for Fein® Supercut
1 in clamshell	65	2	10	OMM27-X1	OMS27-X1

OMM26

Universal Arbor




35mm Double-Face Carbide Grit Fingertip Rasp

FEATURES: Carbide Grit coated on both sides.
MATERIAL: Fingertip Rasp for tiles, plasterboard, porous concretes, construction materials, wood, carpets.

APPLICATION: wide range of applications: removing mortar or tile adhesive, removing carpet adhesive residues, rasping wood for rough adjustment, rough grinding of filler, tile adhesives, concrete, stone and wood.

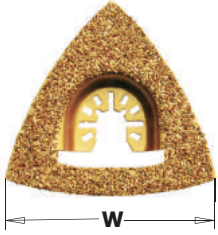
MASONRY



Pack Quantity	W mm	Pack Qty.	ORDER NO. Universal Arbor
1 in clamshell	35	10	OMM26-X1

OMM25


Universal Arbor



80mm Carbide Grit Delta Rasp

FEATURES: Carbide Grit.
MATERIAL: Delta Rasp for tiles, plasterboard, porous concretes, construction materials, wood, carpets.
APPLICATION: wide range of applications: removing mortar or tile adhesive, removing carpet adhesive residues, rasping wood for rough adjustment, rough grinding of filler, tile adhesives, concrete, stone and wood.

MASONRY CARBIDE GRIT



PACK Quantity	W mm	PACK QTY.	ORDER NO. Universal Arbor
1 in clamshell	80	10	OMM25-X1

OMM28


Universal Arbor



57mm Diamond Coated Extra-Long Life Segment Saw Blade

FEATURES: Diamond coated for extended lifetime.
MATERIAL: for tiles, marble, epoxy resins.
APPLICATION: wide range of applications: remove tough grout from between tiled surfaces. Efficient shape allows aggressive grinding without damaging the tile. Cutting out marble and trass concrete joints. Also for sinking ducts in plaster, brick, pumice and honeycomb stone as well as autoclave aerated concrete. Long-lasting blades are designed specifically for harder grouts.

MASONRY GRIT



LONG LIFE



PACK Quantity	W mm	K mm	PACK QTY.	ORDER NO. Universal Arbor
1 in clamshell	57	2	10	OMM28-X1
25 in masterpack	57	2	4	OMM28-X25

OMM29

Universal Arbor



OMS29


Arbor for Fein® SuperCut Festool® Vecturo



65mm Carbide Grit Grout and Mortar Remover

FEATURES: Carbide Grit.
MATERIAL: Grout and Mortar remover for tiles, concrete, stone.
APPLICATION: wide range of applications: routing grout, rasping away mortar or tile adhesive, remove joints, tiles, all with one extra long life tool. Suitable for removing carpet residues from a mineral surface. The special design allows access into 90° corners.

MASONRY CARBIDE GRIT



PACK Quantity	W mm	PACK QTY.	ORDER NO. Universal Arbor	ORDER NO. Arbor for Fein® Supercut
1 in clamshell	65	10	OMM29-X1	OMS29-X1

OMM30

Universal Arbor



OMS30

Arbor for Fein® SuperCut Festool® Vecturo



93mm Delta Sanding Pad, Perforated

FEATURES: perforated sanding pad with self adhesive micro Velcro® makes for quick and easy sanding sheet changes.
APPLICATION: the comprehensive range of sanding sheets allows for perfect sanding of any material or any application.

MULTI-MAT



PACK Quantity	W mm	PACK QTY.	ORDER NO. Universal Arbor	ORDER NO. Arbor for Fein® Supercut
1 in clamshell	93	10	OMM30-X1	OMS30-X1

OMA30000



93mm Delta Polishing Fleece, Perforated

FEATURES: Delta Polishing Fleece with self adhesive micro Velcro® for use with skus #OMM30 and #OMS30.

APPLICATION: wide range of applications: suitable for bringing out the grain of the wood (rustic look), de-rusting of metal and matte sanding of varnishes, removing dirt and deposits without altering the workpiece surface.



PACK Quantity	W mm	PACK QTY.	ORDER NO.
4 in clamshell	93	10	OMA30000-X4

OMA30



93mm Aluminium-Oxide Delta Sandpaper for Wood, Perforated

FEATURES: Delta Sandpaper with self adhesive micro Velcro® for use with skus #OMM30 and #OMS30.

APPLICATION: wide range of applications: suitable for sanding all types of wood, chip-board, plywood, construction boards, for pre-sanding of rough, uneven beams and boards. Best results achieved with dust extractor. Aluminium-Oxide abrasive grain and full resin bond guarantee high abrasion performance.



PACK Quantity	W mm	GRIT	PACK QTY.	ORDER NO.
10 in clamshell	93	40	10	OMA30040-X10
10 in clamshell	93	60	10	OMA30060-X10
10 in clamshell	93	80	10	OMA30080-X10
10 in clamshell	93	100	10	OMA30100-X10
10 in clamshell	93	120	10	OMA30120-X10
10 in clamshell	93	180	10	OMA30180-X10
10 in clamshell	93	240	10	OMA30240-X10

OMM-X33

Universal Arbor



33 piece Multipurpose Set for Oscillating Multi-tools

- blades for cutting wood, plastic, drywall, sheet metal, profiles and tubing in aluminum and copper.
- scraper to remove carpet adhesive/glue residues as well as paint and silicone residues.
- sanding pad and sanding sheets for sanding (60, 100, and 180 grit).

PACK Quantity	W mm	I mm	TPI	GRIT	PACK QTY.	ORDER NO.
1	32	40	18		10	OMM12-X1
1	52	45			10	OMM20-X1
1	93				10	OMM30-X1
10	93			60	10	OMA30060-X10
10	93			100	10	OMA30100-X10
10	93			180	10	OMA30180-X10

OMM-X37

Universal Arbor



Front




Back

37 piece Multipurpose Set for Oscillating Multi-Tools

- blades (in two sizes) for making cuts in wood, plastic, drywall, sheet metal, profiles and tubing in aluminum and copper.
- segmented blade for cutting wood and metal.
- scraper for removing carpet adhesive/glue residues as well as paint and varnish residues.
- rasp in carbide for grinding/sanding/removal of tiles, drywall, and cement, wood and building materials.
- specially designed blade to remove mortar, cementitious materials, cement and stone, even in hard to reach corners.
- sanding pad and sanding sheets (60, 100, 180 grit).

PACK Quantity	W mm	I mm	TPI	GRIT	PACK QTY.	ORDER NO.
1	10	28	18		10	OMM09-X1
1	32	40	18		10	OMM12-X1
1	87		20		10	OMM17-X1
1	52	45			10	OMM20-X1
1	80				10	OMM25-X1
1	65				10	OMM29-X1
1	93				10	OMM30-X1
10	93			60	10	OMA30060-X10
10	93			100	10	OMA30100-X10
10	93			180	10	OMA30180-X10



TOOLS WITH BORE & KNIVES

PRODUCTS	PAGE
Rabbeting Cutter Heads	94-95
Adjustable Grooving Set	96-97
Planing & Jointing Spiral Cutter Heads	98
2 piece Adjustable Rounding & Chamfering Set	99
Chamfer Cutter Heads	100-101
Multiradius Roundover Cutter Heads	102~104
Jointing Cutter Heads	105~107
Panel Cutter Heads	108~112
Cutter Heads for Universal Knives & Sets	113~115
Profile Knives & Limiters	116~129
Blank Knives & Limiters (to be sharpened)	130
Bore Reducers	130
HS Corrugated Back Moulder Knives	131
Magnetic Knife Setting Jigs	131
Planer & Jointer Knives	132-133
HWM Reversible Knives	134-135
HWM Reversible Knives for Portable Planers	136





694.100

These cutter heads have been designed for:

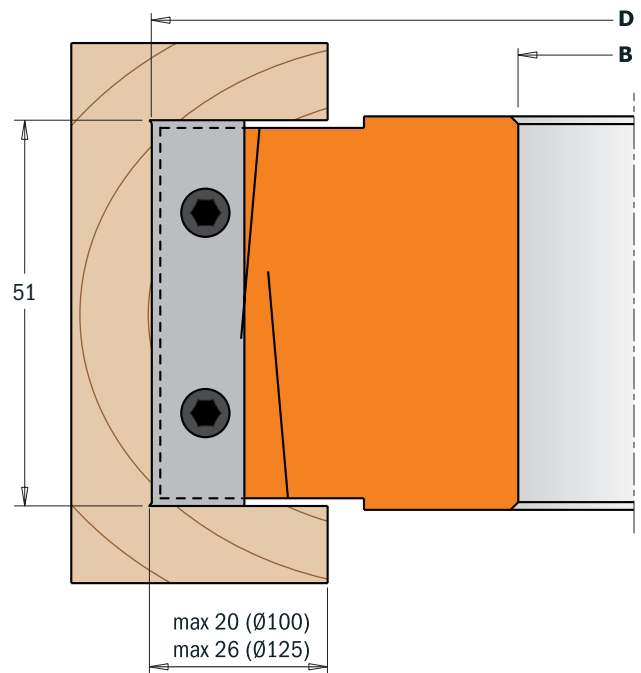
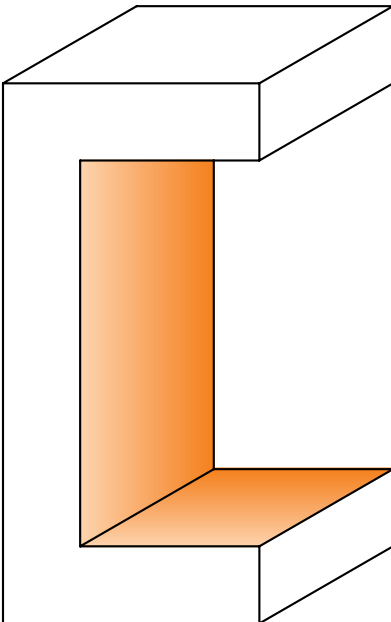
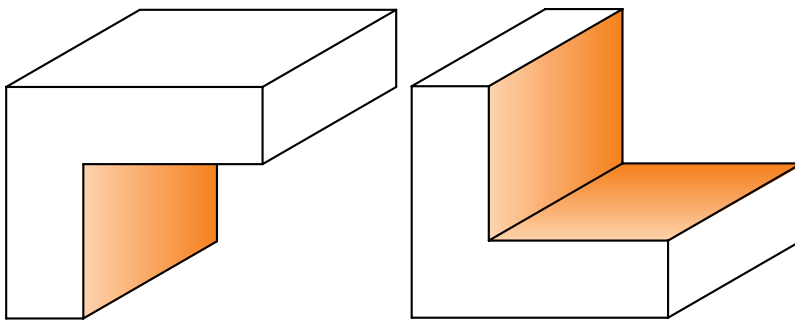
- rabbeting from either top or bottom;
- jointing
- grooving

For use on spindle moulder machines, double-end tenoner and edging machines. Suitable for all materials, but best on chipboard, MDF, wood composites, plastic materials and laminates. Improved design with shear angle.

TECHNICAL DETAILS:

- Hard aluminium alloy body with high resistance to tensile and yield stress.
- 2 universal HWM straight knives 50x12x1,5mm [Z2].
- 4 universal HWM scoring knives 14x14x2mm [V4].
- Tools for manual feed (MAN).
- Pins for automatic positioning of the knives.

Supplied in a solid plastic box.



Drawing is 1:1 scale

D mm	B mm	I mm	Z+V	RPM	PACK Qty.	ORDER NO.	Spare parts							
100	19,05	51	2+4	7500~12500	1	694.100.19								
100	30	51	2+4	7500~12500	1	694.100.30	790.140.00	990.093.00	991.073.00	790.500.00	695.999.46	990.064.00	991.064.00	
100	31,75	51	2+4	7500~12500	1	694.100.31	790.140.00	990.093.00	991.073.00	790.500.00	695.999.46	990.064.00	991.064.00	
100	35	51	2+4	7500~12500	1	694.100.35	790.140.00	990.093.00	991.073.00	790.500.00	695.999.46	990.064.00	991.064.00	
125	40	51	2+4	6100~10000	1	694.125.40	790.140.00	990.093.00	991.073.00	790.500.00	695.999.46	990.064.00	991.064.00	
125	50	51	2+4	6100~10000	1	694.125.50	790.140.00	990.093.00	991.073.00	790.500.00	695.999.46	990.064.00	991.064.00	

790.140.00 and 790.500.00 are supplied in 10-piece pack or multiple

Cutter Heads for Rabbeting with 40mm Profile Knives



694.020

- These cutter heads have been designed for:
- rabbeting from either top or bottom;
 - jointing
 - grooving
 - 40mm SP profile knives

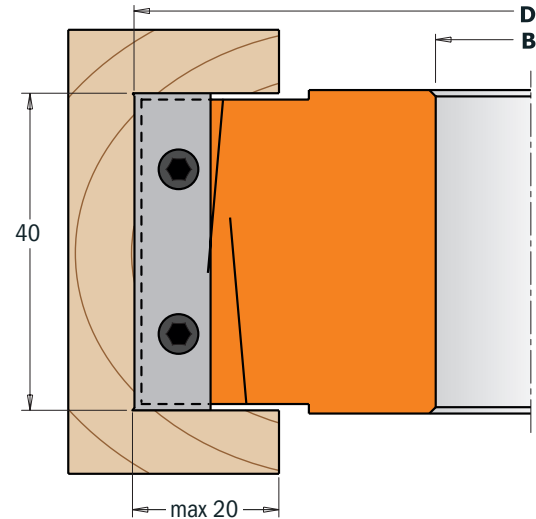
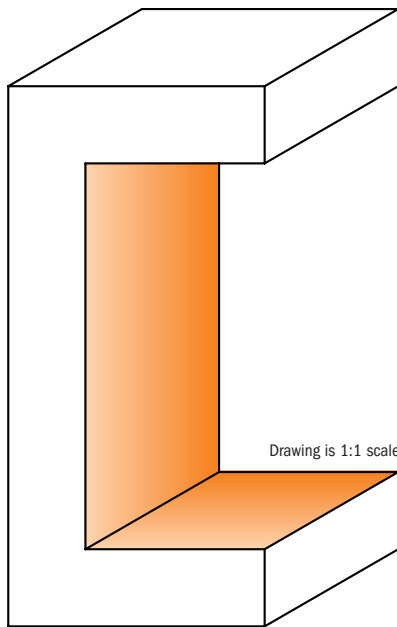
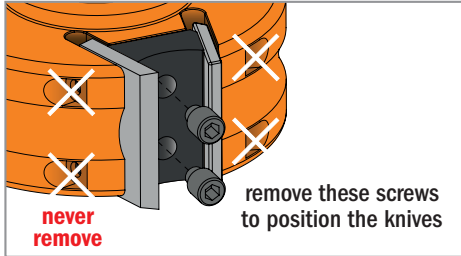
For use on spindle moulder machines, double-end tenoners and edging machines. Suitable for all materials, but best on chipboard, MDF, wood composites, plastic materials and laminates.



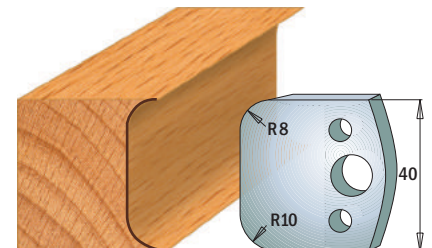
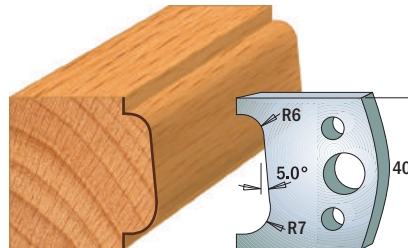
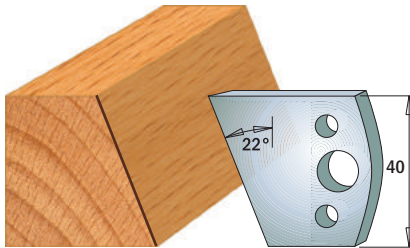
TECHNICAL DETAILS:

- Hard aluminium alloy body with high resistance to tensile and yield stress.
- 2 universal HWM straight knives 40x12x1,5mm [Z2].
- 2 universal HWM scoring knives 14x14x2mm [V2].
- Tools for manual feed (MAN).
- Pins for the automatic positioning of the knives.

Supplied in a solid plastic box.



To use with all 40mm profile knives
(refer to pages 116 to 125)



D mm	B mm	I mm	Z+V	RPM	PACK QTY.	ORDER NO.	Spare parts							
100	30	40	2+2	7500~12500	1	694.020.30								
100	31,75	40	2+2	7500~12500	1	694.020.31	790.140.00	990.093.00	991.073.00	790.400.00	693.999.01	990.065.00	991.064.00	
125	35	40	2+2	7500~12500	1	694.020.35	790.140.00	990.093.00	991.073.00	790.400.00	693.999.01	990.065.00	991.064.00	
125	40	40	2+2	7500~12500	1	694.020.40	790.140.00	990.093.00	991.073.00	790.400.00	693.999.01	990.065.00	991.064.00	
125	50	40	2+2	7500~12500	1	694.020.50	790.140.00	990.093.00	991.073.00	790.400.00	693.999.01	990.065.00	991.064.00	

Spare parts
691.192 Pair of limiters 40x4mm
695.020.01 Indexable knife edge block 38x4x15mm

790.140.00 and 790.400.00 are supplied in 10-piece pack or multiple

3 piece Adjustable Grooving Sets



694.001

These cutter heads are the ideal tools to create precision slots and grooves on material 4 to 15mm deep. These sets include:

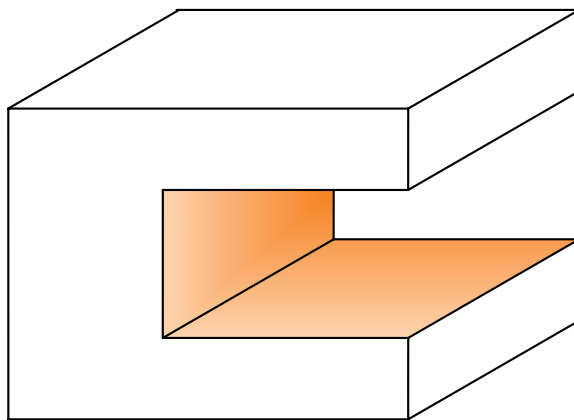
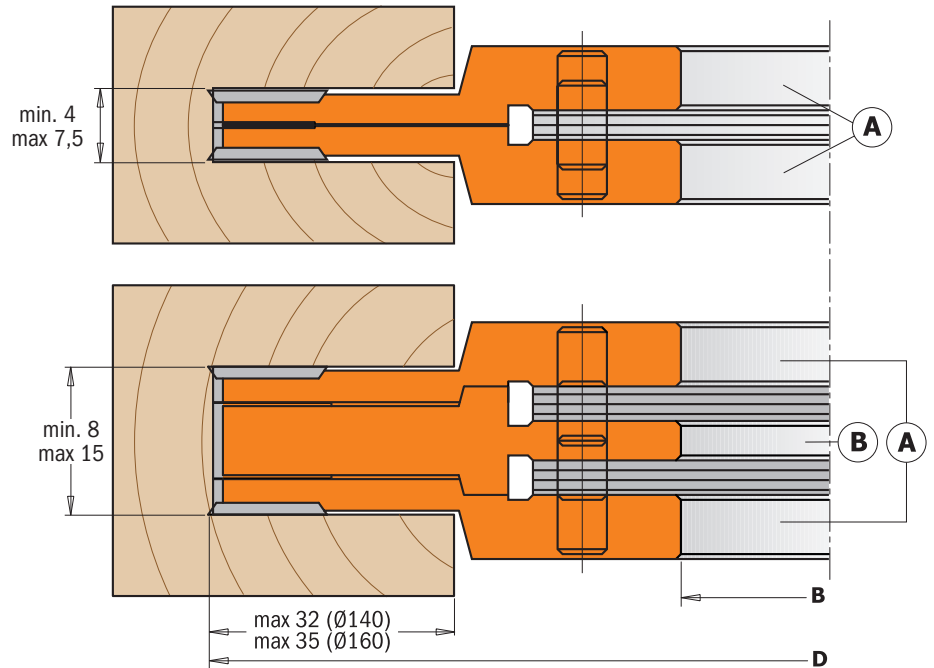
- 2 cutter heads type (A) [Z4 + V4]
- 1 cutter head type (B) [Z2]
- 12 spacer rings from 0,1 to 2mm

For use on your spindle moulder machines, double-end tenoner and shaper machines. Perfect grooving on all materials, but ideal on solid wood, plywood and laminated panels.

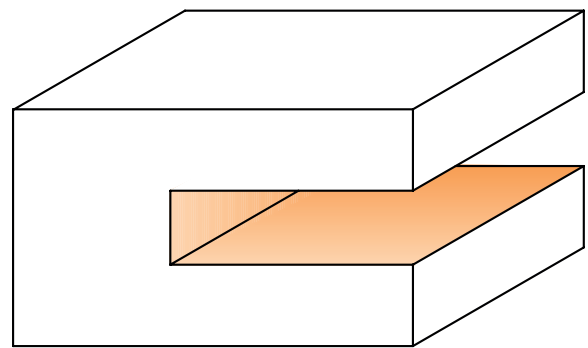
TECHNICAL DETAILS:

- Super-strength steel body.
- 2 HWM Knives 7,65x12x1,5mm [Z2].
- 4 HWM Knives 18x18x1,95mm [Z4].
- 4 HWM Knives 14x14x1,2mm [V4].
- Tools for manual feed (MAN).
- Pins for automatic positioning of the knives.

Supplied in a solid plastic box.



Drawing is 1:1 scale



D mm	B mm	Z+V	RPM	PACK QTY.	ORDER NO.	Spare parts			
140	30	4+4	5500~9500	1	694.001.30				
140	31,75	4+4	5500~9500	1	694.001.31	790.181.00	790.140.10	790.076.00	695.998.21
140	35	4+4	5500~9500	1	694.001.35	790.181.00	790.140.10	790.076.00	695.998.22
160	40	4+4	4800~8300	1	694.001.40	790.181.00	790.140.10	790.076.00	695.998.23
160	50	4+4	4800~8300	1	694.001.50	790.181.00	790.140.10	790.076.00	695.998.24N
						790.181.00	790.140.10	790.076.00	695.998.25N

- Spare parts For cutter heads (A)**
- 990.079.00 M4x3,2mm Torx screws
 - 991.069.00 T9 Torx key
 - 695.996.02 M4 (Ø12x1,7mm) threaded ring
 - 695.996.01 M4 (Ø10x1,6mm) threaded ring

- For cutter heads (B)**
- 695.999.07 7x11x9,5mm wedge for knives
 - 990.063.00 M5x18mm screw
 - 991.072.00 T20 Torx key

790.181.00, 790.140.10 and 790.076.00 are supplied in 10-piece pack or multiple

2 Piece Adjustable Grooving Sets



694.021 - 694.022



These cutter heads are the ideal tools to create precision slots and grooves on material from 14 to 39mm deep. These sets include:

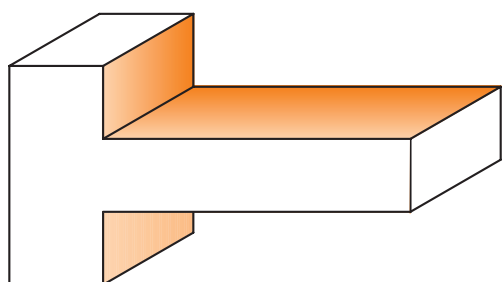
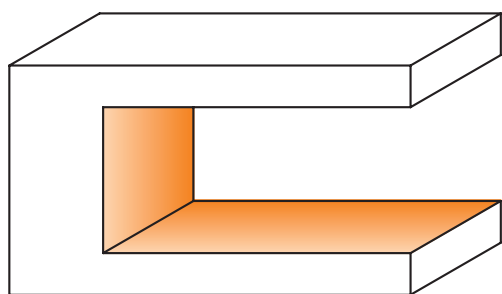
- 1 cutter head type (A) [Z2 + V2]
- 1 cutter head type (B) [Z2 + V2]
- spacer rings set

For use on spindle moulder machines, double-end tenoners and shaper machines. Perfect grooving on all materials, but ideal on solid wood, plywood and laminated panels.

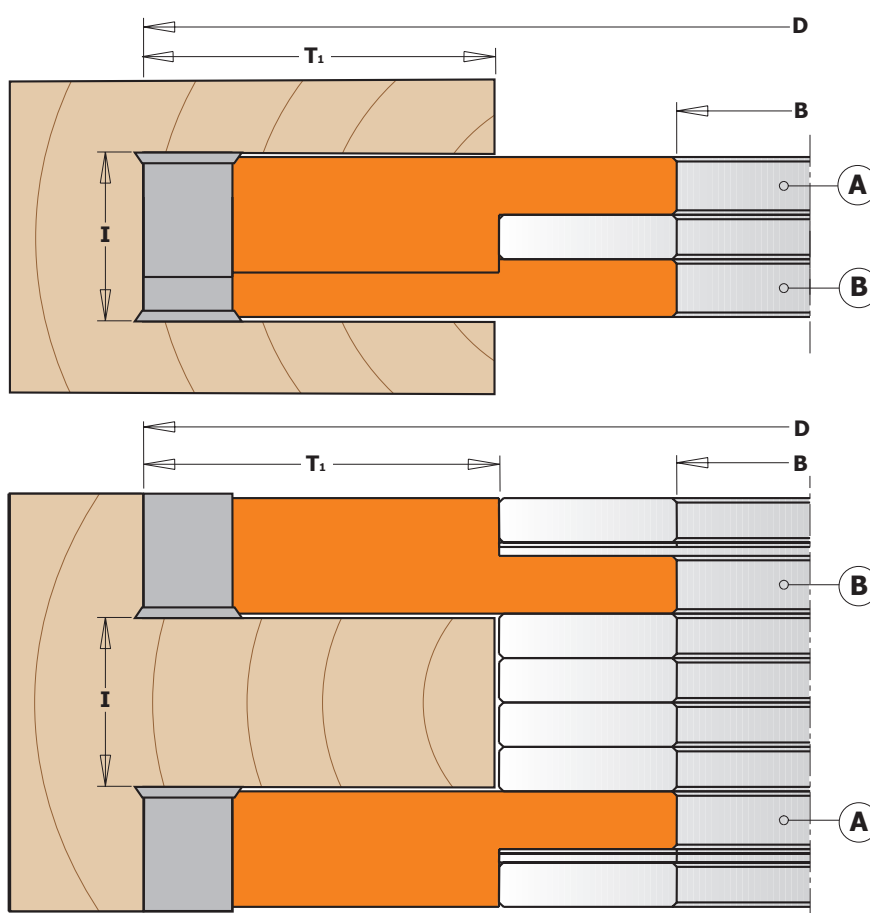
TECHNICAL DETAILS:

- Super-strength hard aluminium alloy body.
- 694.021: 8 HWM Knives 13,6x13,6x2mm.
- 694.022: 8 HWM Knives 19,5x12x1,5mm.
- 4 HWM Scoring knives 14x14x2mm.
- Tools for manual feed (MAN).
- Pins for the automatic positioning of the knives.

Supplied in a solid plastic box.



Drawing is 1:1 scale



D mm	I mm	B mm	T ₁ mm	Z+V	RPM	PACK Qty.	ORDER NO.	Spare parts										
150	14-27	30	44	4+4	5000~8000	1	694.021.30							790.136.00	990.093.00		695.998.41	
150	14-27	31,75	44	4+4	5000~8000	1	694.021.31							790.136.00	990.093.00		695.998.42	
150	14-27	35	44	4+4	5000~8000	1	694.021.35							790.136.00	990.093.00		695.998.43	
150	14-27	40	44	4+4	5000~8000	1	694.021.40							790.136.00	990.093.00		695.998.44	
160	14-27	50	44	4+4	5000~8000	1	694.021.50							790.136.00	990.093.00		695.998.45	
170	20-39	30	54	4+4	4400~7400	1	694.022.30							790.140.00	990.093.00	790.195.12	990.094.00	695.998.46
170	20-39	31,75	54	4+4	4400~7400	1	694.022.31							790.140.00	990.093.00	790.195.12	990.094.00	695.998.47
170	20-39	35	54	4+4	4400~7400	1	694.022.35							790.140.00	990.093.00	790.195.12	990.094.00	695.998.48
170	20-39	40	54	4+4	4400~7400	1	694.022.40							790.140.00	990.093.00	790.195.12	990.094.00	695.998.49
170	20-39	50	49	4+4	4400~7400	1	694.022.50							790.140.00	990.093.00	790.195.12	990.094.00	695.998.50

Spare parts
 991.072.00 T20 Torx key
 991.073.00 T25 Torx key

790.136.00, 790.140.00 and 790.195.12 are supplied in 10-piece pack or multiple



694.019

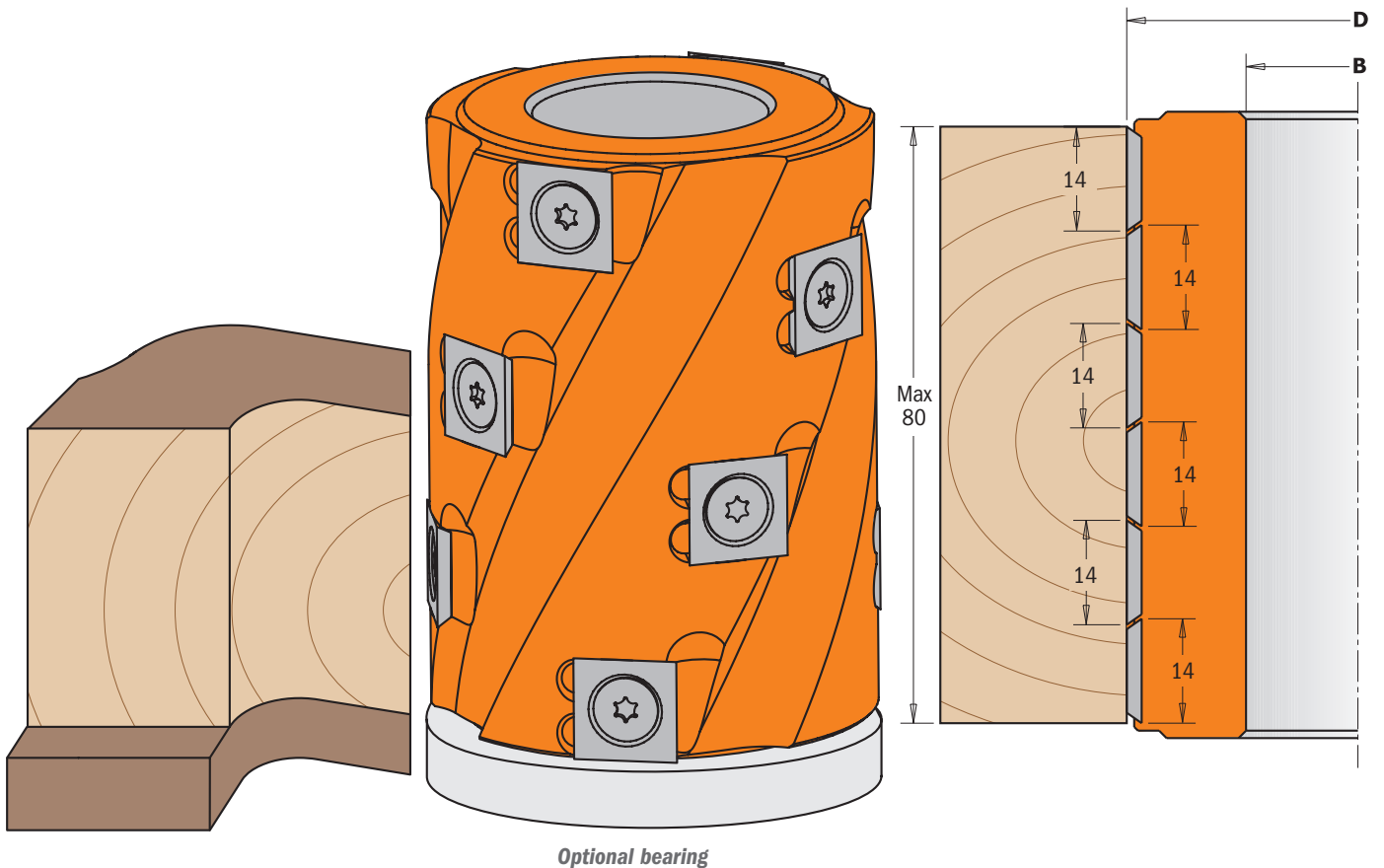


These new cutter heads have been designed for planing and jointing on soft or hard wood and wooden boards on spindle moulder machines. Ideal for routing curved elements with the aid of a bearing guide (sold separately) and a template.

TECHNICAL DETAILS:

- Hard aluminium alloy body with high resistance to tensile and yield stress.
- 12 HWM Knives 14x14x2mm [Z2] with 4 spiral indexing.
- Tools for manual feed (MAN).

Supplied in a plastic twistpack.



Optional bearing

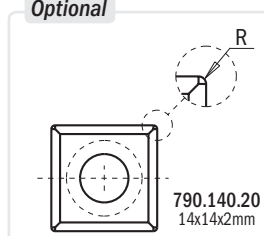
Spare parts

D mm	I mm	B mm	Z	RPM	PACK QTY.	ORDER NO.
62	80	30	12	8000~12000	1	694.019.30
62	80	35	12	8000~12000	1	694.019.35
80	80	40	12	8000~12000	1	694.019.40
80	80	50	12	8000~12000	1	694.019.50

Icon	Price	Price	Price
	790.140.00	990.093.00	991.073.00
	790.140.00	990.093.00	991.073.00
	790.140.00	990.093.00	991.073.00
	790.140.00	990.093.00	991.073.00

Optional	Part No.	Description
	791.051.00	30x62x16mm bearing
	791.052.00	35x62x14mm bearing
	791.054.00	40x80x18mm bearing
	791.053.00	50x80x16mm bearing

Optional



NOTE: In order to achieve an extra-fine finish, you can order the optional knife 790.140.20

790.140.00 and 790.140.20 are supplied in 10-piece pack or multiple

2 Piece Adjustable Rounding & Chamfering Sets



694.005

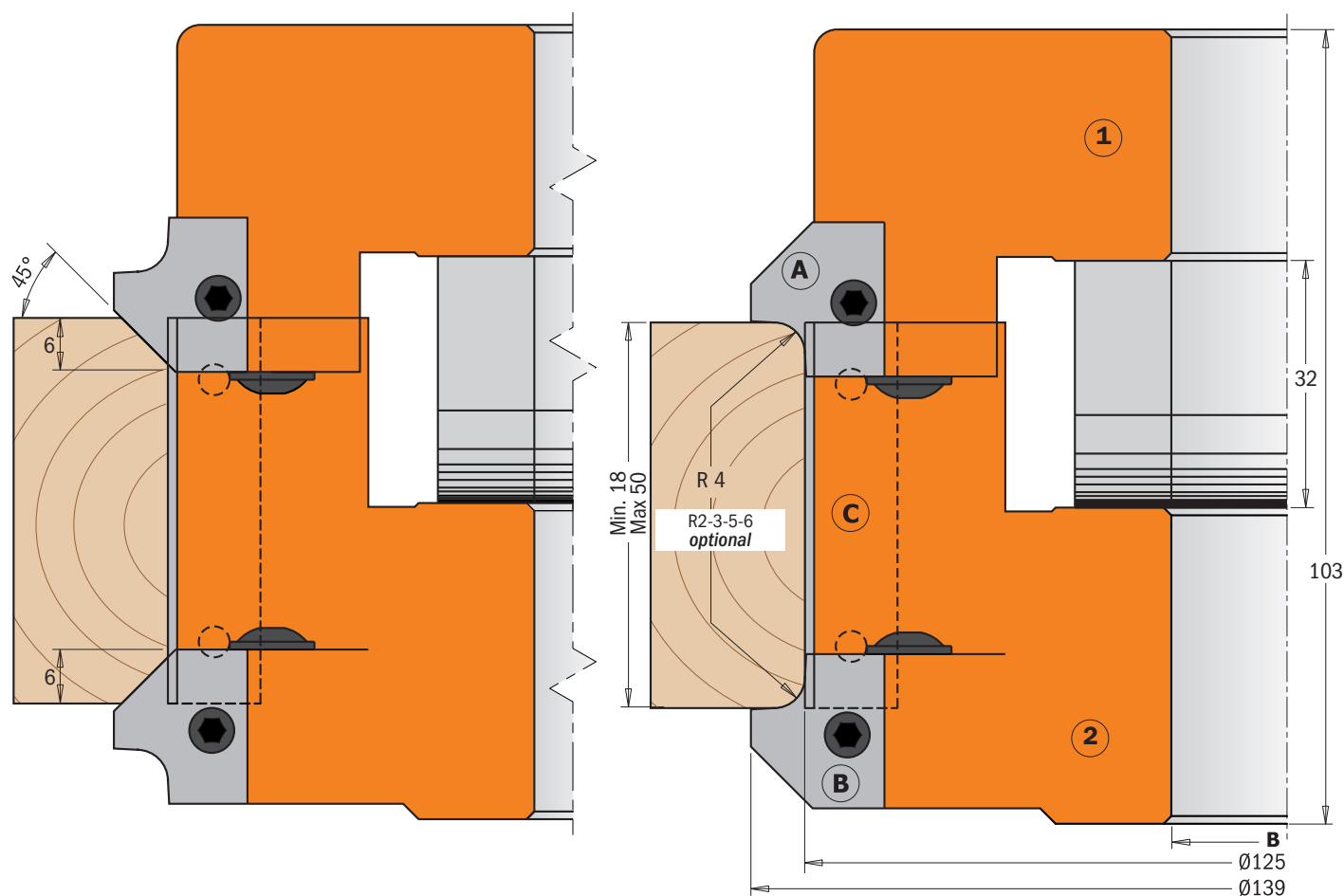


Innovative design, simple assembly and countless possibilities. The CMT adjustable rounding and chamfering sets consist of two pieces, which are very easy to set up on your spindle moulder machine, allowing you to profile on solid wood and synthetic boards (with or without coating). Includes five different knives for rounding over top and bottom edges in one single pass with a radius of 2,3,4,5 or 6mm and for 45° chamfering on material 18mm to 50mm in thickness. The improved design with shear angle guarantees perfect finishing! For use on spindle moulder machines and double-end tenoners.

TECHNICAL DETAILS:

- Hard aluminium alloy body with high resistance to tensile and yield stress.
- One pair of HWM top knives radius 4mm and 45° chamfer (20x20,5x2mm) [Z2].
- One pair of HWM bottom knives radius 4mm and 45° chamfer (20x20,5x2mm) [Z2].
- Two HWM knives 50x12x1,5mm.
- Set of 21 spacer rings from 0,1 to 3mm.
- Tools for manual feed (MAN).
- Pins for the automatic positioning of the knives.

Supplied in a solid plastic box.



D mm	B mm	Z	RPM	PACK QTY.	ORDER NO.	Spare parts			
139	30	2+2	5500~9400	1	694.005.30	17x11x9,5mm	46x11x9,5mm		
139	31,75	2+2	5500~9400	1	694.005.31	695.999.17	695.999.46	990.064.00	695.998.11
139	35	2+2	5500~9400	1	694.005.35	695.999.17	695.999.46	990.064.00	695.998.12
139	40	2+2	5500~9400	1	694.005.40	695.999.17	695.999.46	990.064.00	695.998.13
139	50	2+2	5500~9400	1	694.005.50	695.999.17	695.999.46	990.064.00	695.998.14
139	50	2+2	5500~9400	1	694.005.50	695.999.17	695.999.46	990.064.00	695.998.15

Spare parts

695.005.A4	R=4+45° pair of knives for roundover/chamfer (top)
695.005.B4	R=4+45° pair of knives for roundover/chamfer (bottom)
790.500.00	50x12x1,5mm knives (supplied in 10-piece pack or multiple)
991.064.00	4mm hex key
991.067.00	3mm hex key

Optional

695.005.A2	R=2+45° pair of knives for roundover/chamfer (top)
695.005.A3	R=3+45° pair of knives for roundover/chamfer (top)
695.005.A5	R=5+45° pair of knives for roundover/chamfer (top)
695.005.A6	R=6+45° pair of knives for roundover/chamfer (top)
695.005.B2	R=2+45° pair of knives for roundover/chamfer (bottom)
695.005.B3	R=3+45° pair of knives for roundover/chamfer (bottom)
695.005.B5	R=5+45° pair of knives for roundover/chamfer (bottom)
695.005.B6	R=6+45° pair of knives for roundover/chamfer (bottom)

45° Chamfer Cutter Heads



694.002

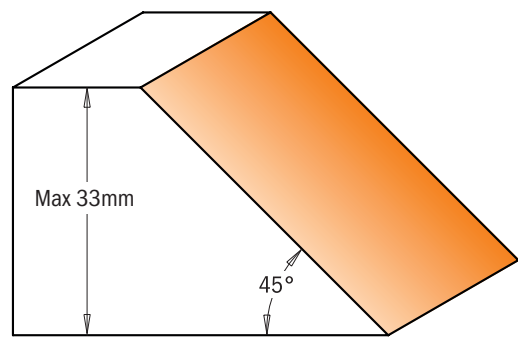
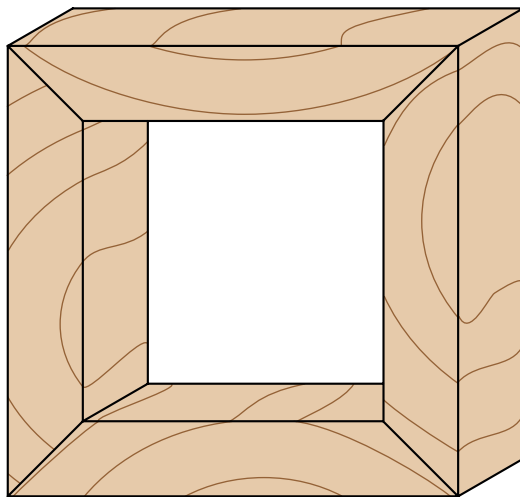
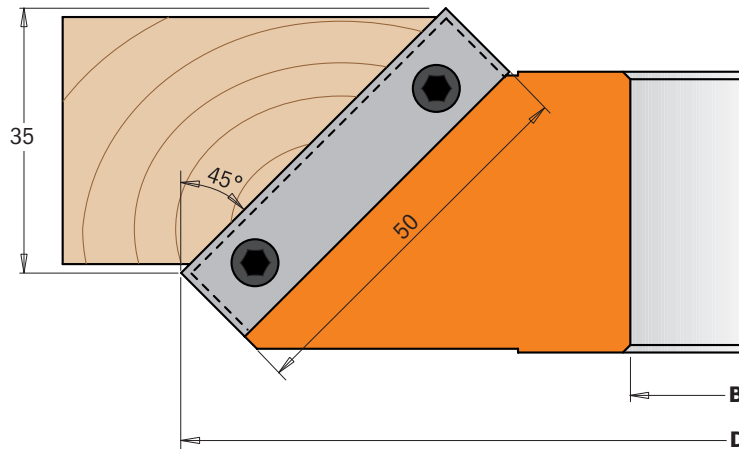


CMT chamfer cutter heads carry out clean accurate bevels and joints for excellent edge work. For use on spindle moulder machines, double-end tenoner and shaper machines. Suitable for all materials, but ideal on solid wood, veneer, plywood and laminated materials.

TECHNICAL DETAILS:

- Hard aluminium alloy body with high resistance to tensile and yield stress.
- 2 HWM Knives 50x12x1,5mm [Z2].
- Tools for manual feed (MAN).
- Pins for the automatic positioning of the knives.

Supplied in a solid plastic box.



Drawing is 1:1 scale

D mm	B mm	Z	RPM	PACK QTY.	ORDER NO.	Spare parts			
150	30	2	5100~8800	1	694.002.30				
150	31,75	2	5100~8800	1	694.002.31	790.500.00	695.999.42	990.064.00	991.064.00
150	35	2	5100~8800	1	694.002.35	790.500.00	695.999.42	990.064.00	991.064.00
150	40	2	5100~8800	1	694.002.40	790.500.00	695.999.42	990.064.00	991.064.00
160	50	2	4800~8300	1	694.002.50	790.500.00	695.999.42	990.064.00	991.064.00

790.500.00 are supplied in 10-piece pack or multiple

Adjustable Chamfer Cutter Heads with Positive Stop



694.018

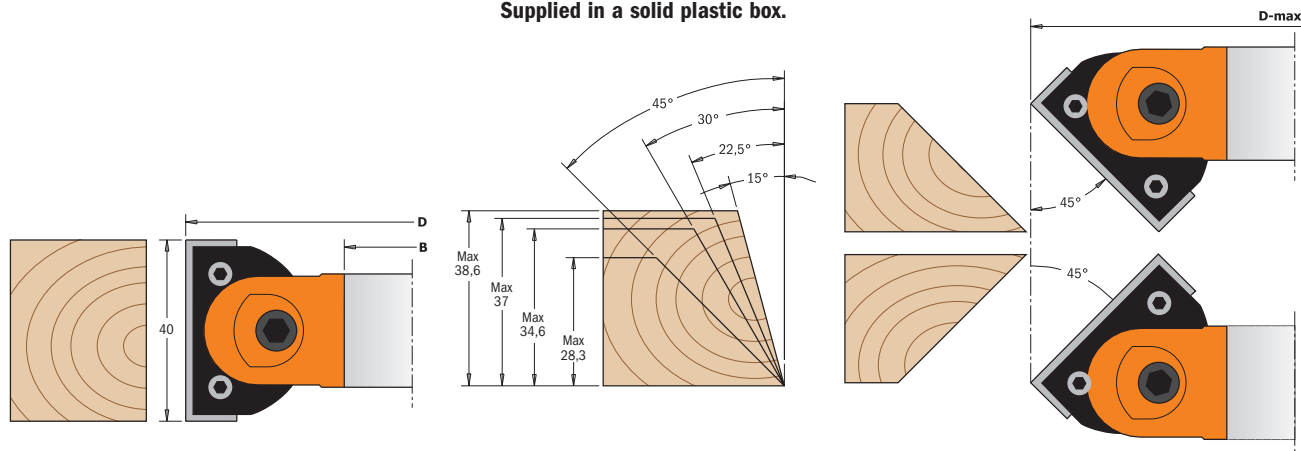


These new adjustable chamfer cutter heads carry out precise cuts, accurate bevels and joints on wooden boards and solid timber. For use on spindle moulder machines, double-end tenoner and shaper machines.

TECHNICAL DETAILS:

- Hard aluminium alloy body with high resistance to tensile and yield stress.
- 2 HWM Knives 40x12x1,5mm [Z2].
- Tools for manual feed (MAN).
- Positive lock hold of HWM knives, swivel bodies infinitely adjustable on both sides from 0 to 45°, with positive stop every 7.5 degrees thanks to the special built-in geared mechanism.

Supplied in a solid plastic box.



D mm	I mm	B mm	Z	D_Max 45° mm	RPM	PACK QTY.	ORDER NO.
120	40	30	2	140	7000~9000	1	694.018.30
120	40	35	2	140	7000~9000	1	694.018.35
145	40	40	2	165	4800~7200	1	694.018.40
145	40	50	2	165	4800~7200	1	694.018.50


Spare parts

Part	Part	Part	Part
695.018.01	790.400.00	990.094.00	991.072.00
695.018.01	790.400.00	990.094.00	991.072.00
695.018.01	790.400.00	990.094.00	991.072.00
695.018.01	790.400.00	990.094.00	991.072.00

Spare parts 991.065.00 5mm hex key

790.400.00 are supplied in 10-piece pack or multiple

Professional Adjustable Chamfer Cutter Heads with Gear Box



694.017

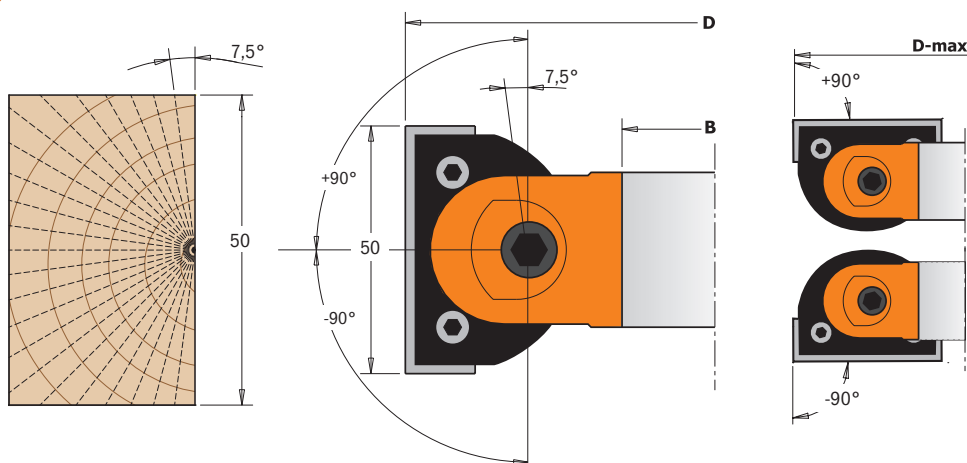


These new professional adjustable chamfer cutter heads carry out precise cuts, accurate bevels and joints on wooden boards and solid timber. For use on spindle moulder machines, double-end tenoner and shaper machines.

TECHNICAL DETAILS:

- Hard aluminium alloy body with high resistance to tensile and yield stress.
- 2 HWM knives (50x12x1,5mm) [Z2].
- Tools for manual feed (MAN).
- Positive lock hold of HWM knives.
- Swivel bodies infinitely adjustable on both sides from +90° to -90°, thanks to the special built-in geared mechanism.

Supplied in a solid plastic box.



D mm	I mm	B mm	Z	D_Max 45° mm	RPM	PACK QTY.	ORDER NO.
160	50	30	2	183	4800~6000	1	694.017.30
160	50	35	2	183	4800~6000	1	694.017.35
160	50	50	2	183	4800~6000	1	694.017.50

Spare parts

Part	Part	Part	Part
695.017.01	790.500.00	695.999.48	990.106.00
695.017.01	790.500.00	695.999.48	990.106.00
695.017.01	790.500.00	695.999.48	990.106.00

Spare parts 991.081.00 4mm hex key

790.500.00 are supplied in 10-piece pack or multiple

Multiradius Roundover Cutter Heads



694.003

Innovative cutter heads supporting three different knives for making six radius roundover profiles. Standard cutter heads are sold with knives featuring 5 and 10mm radii; two more knife sets are available for radii 4-8mm and 3-6mm. For use on spindle moulder machines, double-end tenoner and shaper machines. Suitable for all materials, but ideal on solid wood and panel materials.

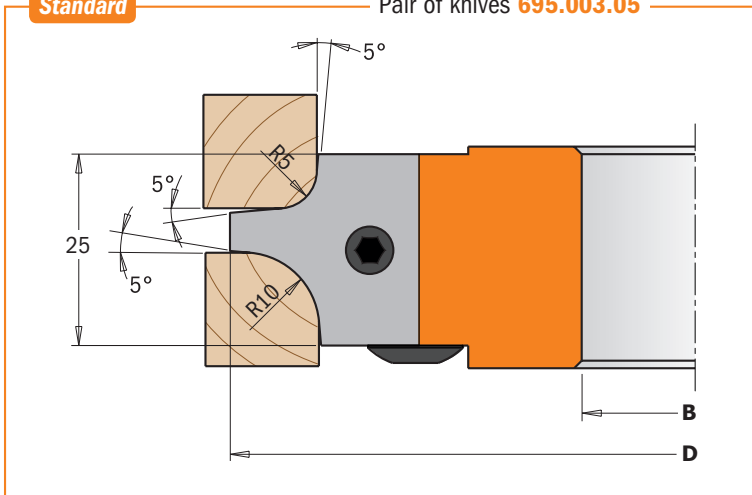
TECHNICAL DETAILS:

- Hard aluminium alloy body with high resistance to tensile and yield stress.
- 2 HWM knives radius 5/10mm (25x24,8x2mm) [Z2].
- Tools for manual feed (MAN).
- Pins for the automatic positioning of the knives.

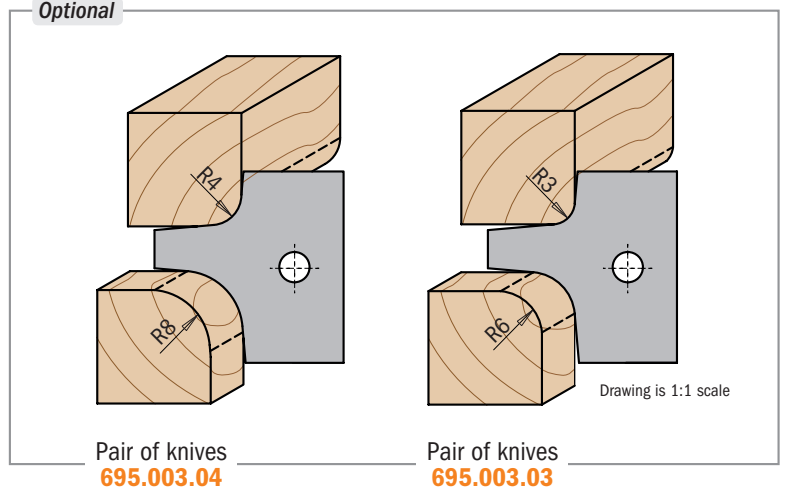
Supplied in a solid plastic box.

Standard

Pair of knives **695.003.05**



Optional



Pair of knives
695.003.04

Pair of knives
695.003.03

D mm	B mm	Z	RPM	PACK QTY.	ORDER NO.	Spare parts			
113	30	2	6700~11000	1	694.003.30	695.003.05	695.999.22	990.064.00	991.064.00
113	31,75	2	6700~11000	1	694.003.31	695.003.05	695.999.22	990.064.00	991.064.00
113	35	2	6700~11000	1	694.003.35	695.003.05	695.999.22	990.064.00	991.064.00
128	40	2	5900~9700	1	694.003.40	695.003.05	695.999.22	990.064.00	991.064.00
128	50	2	5900~9700	1	694.003.50	695.003.05	695.999.22	990.064.00	991.064.00

Optional
 695.003.04 R=4/8mm (25x24,8x2mm) pair of profiled knives
 695.003.03 R=3/6mm (25x24,8x2mm) pair of profiled knives



694.004



Innovative cutter heads supporting two different knives for making four radius roundover profiles. Standard cutter heads are sold with knives featuring radii 15 and 20mm; one more knife set is available for radii 12-18mm. For use on spindle moulder machines, double-end tenorer and shaper machines. Suitable for all materials, but ideal on solid wood and panel materials.

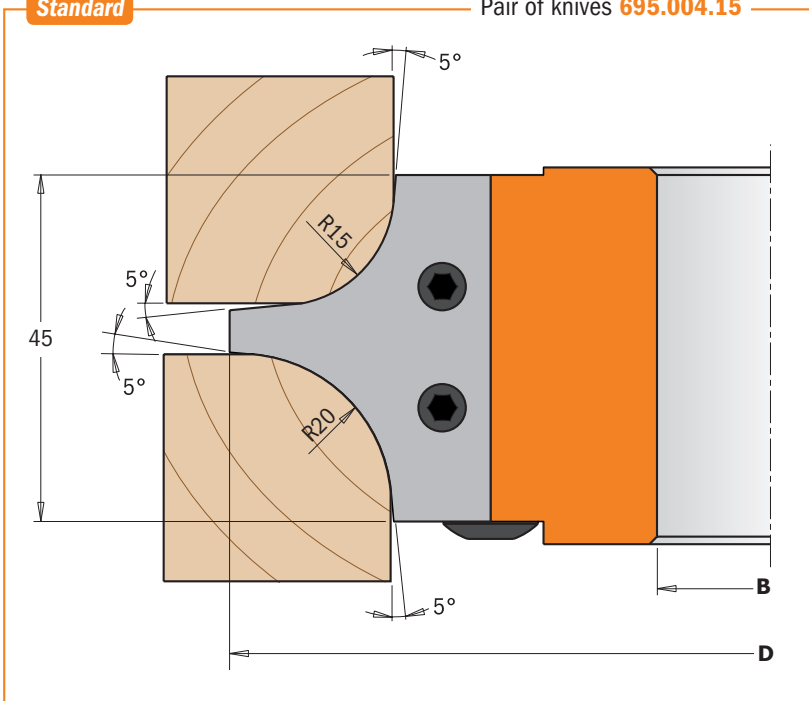
TECHNICAL DETAILS:

- Hard aluminium alloy body with high resistance to tensile and yield stress.
- 2 HWM knives radius 15/20mm (45x34,5x2mm) [Z2].
- Tools for manual feed (MAN).
- Pins for the automatic positioning of the knives.

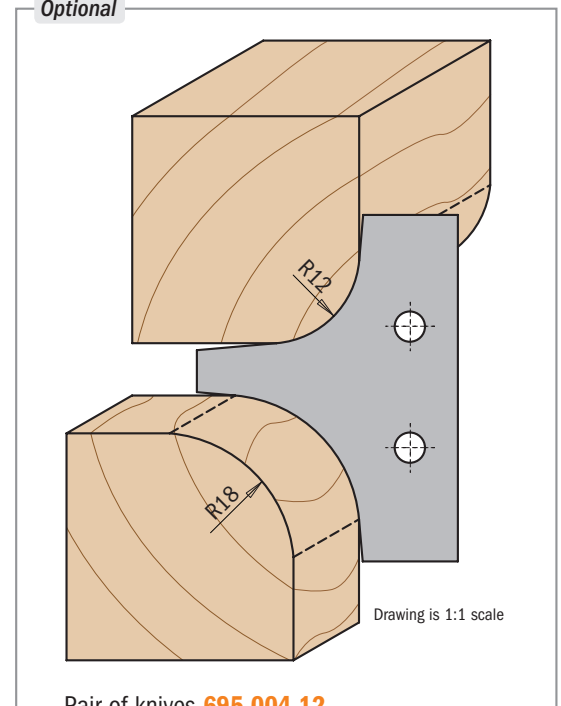
Supplied in a solid plastic box.

Standard

Pair of knives **695.004.15**



Optional



Pair of knives **695.004.12**

D mm	B mm	Z	RPM	PACK Qty.	ORDER NO.
132	30	2	5700~9500	1	694.004.30
132	31,75	2	5700~9500	1	694.004.31
132	35	2	5700~9500	1	694.004.35
147	40	2	5100~8500	1	694.004.40
147	50	2	5100~8500	1	694.004.50

Spare parts

Part	Qty	Part	Qty	Part	Qty	Part	Qty
Pin	x2	Knife	695.999.42	Pin	990.064.00	Pin	991.064.00
Pin	x2	Knife	695.999.42	Pin	990.064.00	Pin	991.064.00
Pin	x2	Knife	695.999.42	Pin	990.064.00	Pin	991.064.00
Pin	x2	Knife	695.999.42	Pin	990.064.00	Pin	991.064.00
Pin	x2	Knife	695.999.42	Pin	990.064.00	Pin	991.064.00

Optional 695.004.12 R=12/18mm (45x34,5x2mm) pair of profiled knives



694.007

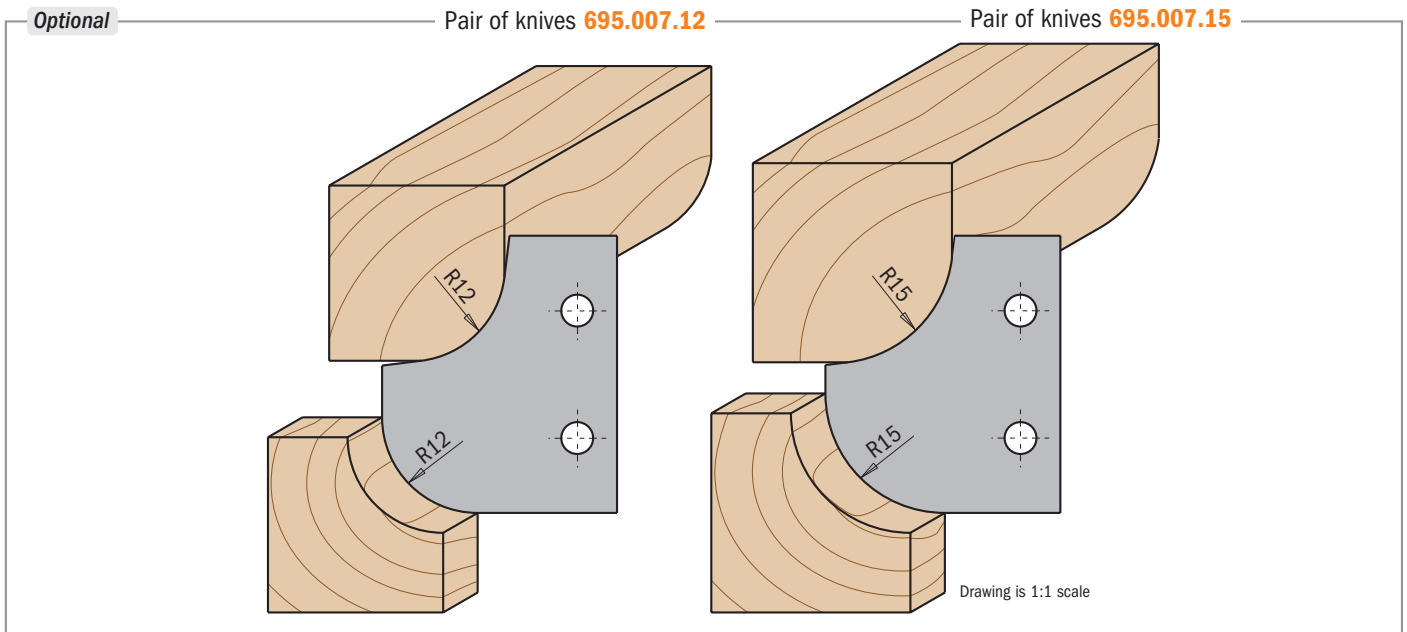
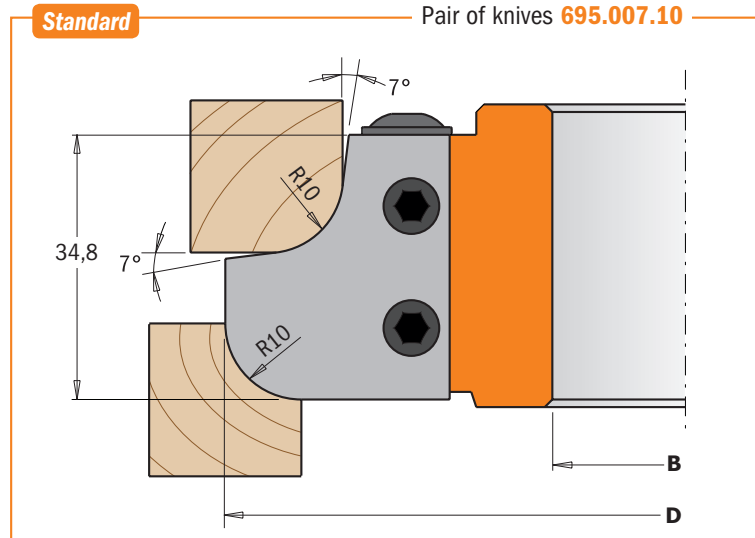


These cutter heads are perfect for making furniture, doors and drawer fronts simply and stylishly by giving them a final touch with a CMT cove bit. It is also used for making perfect roundover profiles, drop leaf counters and table tops. You can use three different knives for carrying out roundover and cove profiles with radius 10, 12 and 15mm. For use on spindle moulder machines, double-end tenoner and shaper machines. Suitable for all materials, but ideal on solid wood and panel materials.

TECHNICAL DETAILS:


- Hard aluminium alloy body with high resistance to tensile and yield stress.
- 2 HWM knives radius 10mm (34,8x29,3x2mm) [Z2].
- Tools for manual feed (MAN).
- Pins for the automatic positioning of the knives.

Supplied in a solid plastic box.



D mm	B mm	Z	RPM	PACK QTY.	ORDER NO.	Spare parts			
121	30	2	6300~10500	1	694.007.30	x2			
121	31,75	2	6300~10500	1	694.007.31	695.007.10	695.999.31	990.064.00	991.064.00
121	35	2	6300~10500	1	694.007.35	695.007.10	695.999.31	990.064.00	991.064.00
136	40	2	5600~9300	1	694.007.40	695.007.10	695.999.31	990.064.00	991.064.00
136	50	2	5600~9300	1	694.007.50	695.007.10	695.999.31	990.064.00	991.064.00

Optional
 695.007.12 R=12mm (34,8x29,3x2mm) pair of roundover/cove knives
 695.007.15 R=15mm (34,8x29,3x2mm) pair of roundover/cove knives



694.008

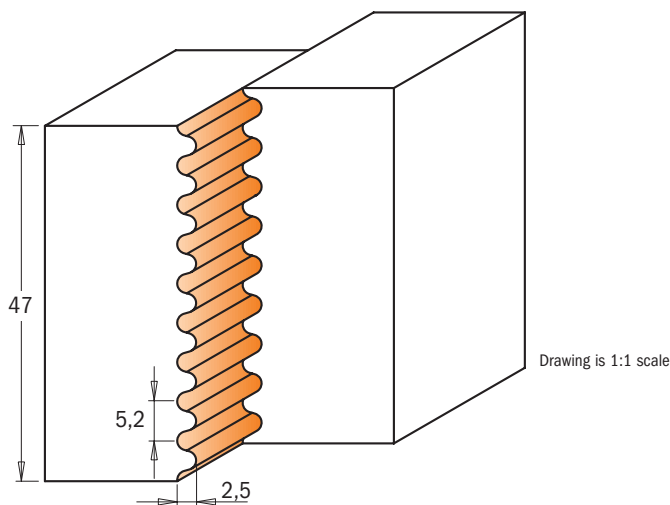
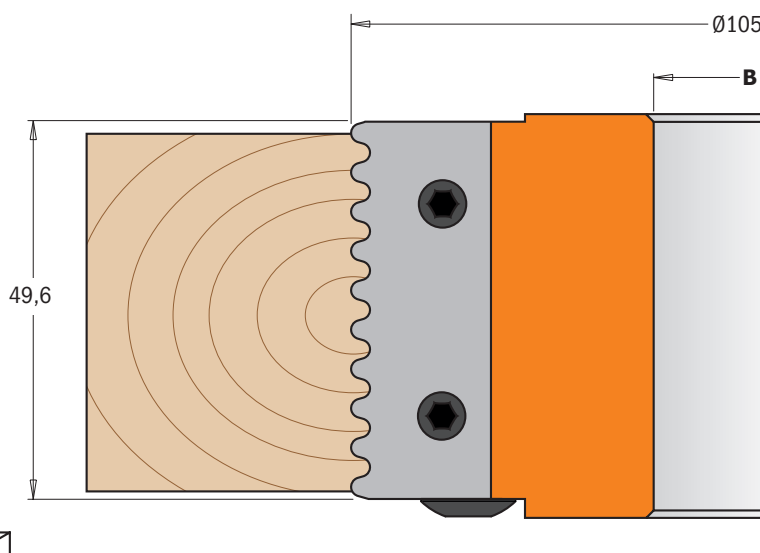


The CMT professional finger joint cutter head makes the strongest side-to-side joints on all wood types and composites. The tightness of the joint and the maximum surface area for glue application ensure that the joint itself is stronger than an unworked piece of wood. Maximum thickness 47mm. For use on spindle moulder machines, double-end tenoner and shaper machines. Suitable for all materials, but ideal on solid wood and panel materials.

TECHNICAL DETAILS:

- Hard aluminium alloy body with high resistance to tensile and yield stress.
- 2 HWM knives 49,6x11,9x1,5mm [Z2].
- Tools for manual feed (MAN).
- Pins for the automatic positioning of the knives.

Supplied in a solid plastic box.



D mm	B mm	Z	RPM	PACK QTY.	ORDER NO.	Spare parts			
105	30	2	7300~11500	1	694.008.30	x2			
105	31,75	2	7300~11500	1	694.008.31	695.008.01	695.999.49	990.066.00	991.067.00
105	35	2	7300~11500	1	694.008.35	695.008.01	695.999.49	990.066.00	991.067.00
105	40	2	7300~11500	1	694.008.40	695.008.01	695.999.49	990.066.00	991.067.00
105	50	2	7300~11500	1	694.008.50	695.008.01	695.999.49	990.066.00	991.067.00

Optional

695.998.2630	Ø50x2,6x30mm guide ring
695.998.2631	Ø50x2,6x31,75mm guide ring
695.998.2635	Ø55x2,6x35mm guide ring
695.998.2640	Ø60x2,6x40mm guide ring
695.998.2650	Ø70x2,6x50mm guide ring



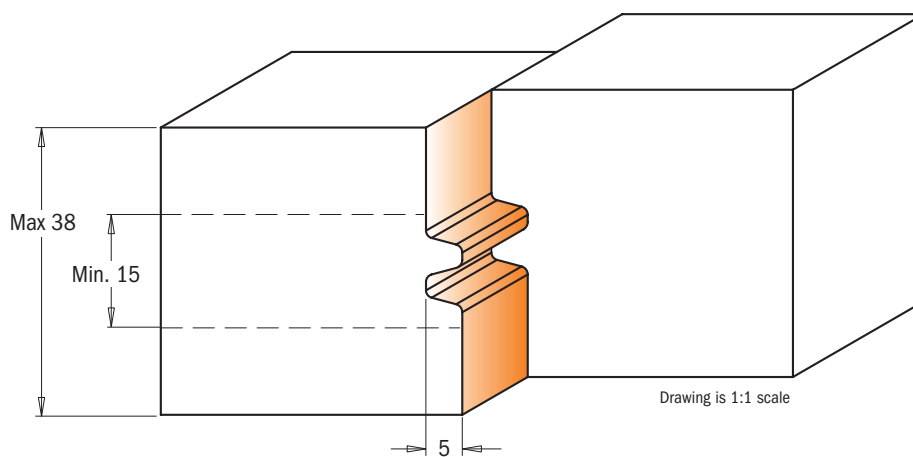
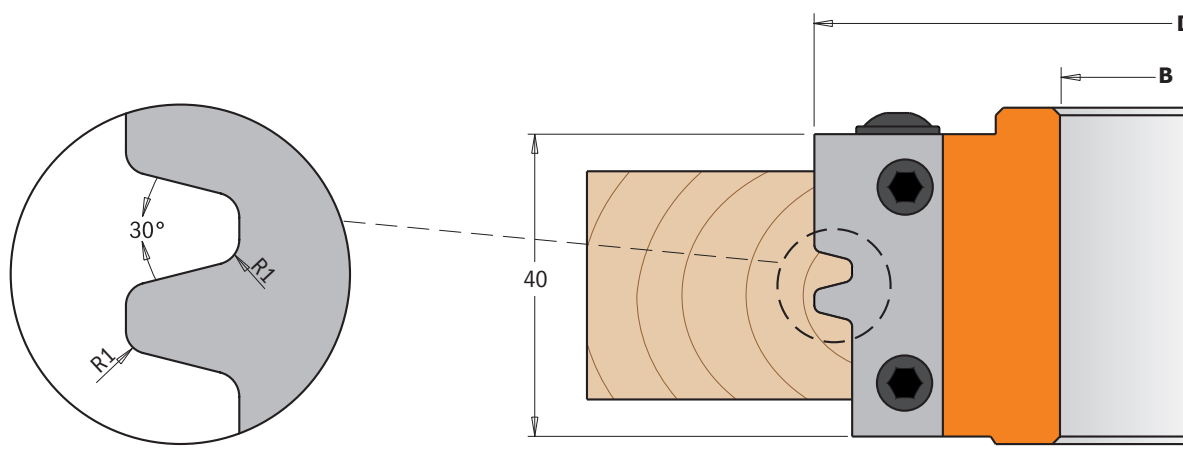
694.009

One of the unique characteristics of this particular CMT cutter head is its capacity to craft indestructible glue joints both quickly and accurately. Ideal for shaping panels, doors and furniture pieces of wide proportion. Simply run one side of the panel, turn the panel over, and then run the opposite side. The result? Perfectly harmonized reverse cuts which match up to produce a flawless joint. Excellent for most materials, but ideal on solid wood, coated and uncoated man-made materials.

TECHNICAL DETAILS:

- Hard aluminium alloy body with high resistance to tensile and yield stress.
- 2 HWM knives 40x18x2mm [Z2].
- Tools for manual feed (MAN).
- Pins for the automatic positioning of the knives.

Supplied in a solid plastic box.



D mm	B mm	Z	RPM	PACK Qty.	ORDER NO.	Spare parts ✚ x2			
100	30	2	7500~12500	1	694.009.30	695.009.01	695.999.38	990.064.00	991.064.00
100	31,75	2	7500~12500	1	694.009.31	695.009.01	695.999.38	990.064.00	991.064.00
100	35	2	7500~12500	1	694.009.35	695.009.01	695.999.38	990.064.00	991.064.00
120	40	2	6400~10500	1	694.009.40	695.009.01	695.999.38	990.064.00	991.064.00
120	50	2	6400~10500	1	694.009.50	695.009.01	695.999.38	990.064.00	991.064.00



694.011

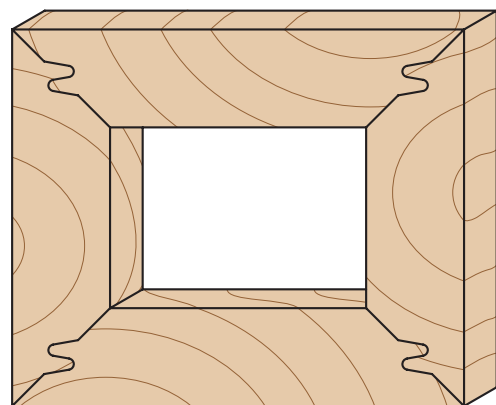
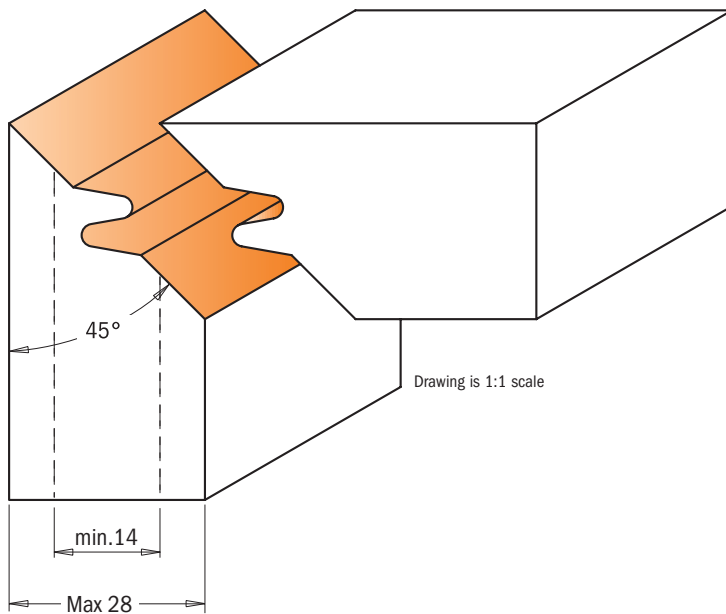
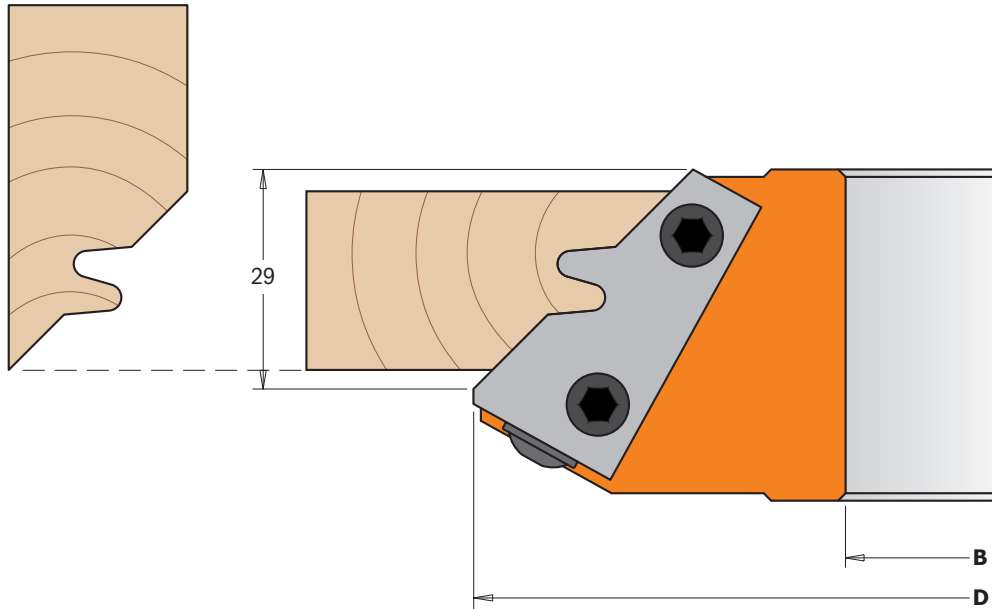


CMT's lock miter cutter heads are ideal for milling miter joints in stock with maximum 28mm in thickness. Create boxes, stretcher bars, frames and any assortment of right angle or parallel joint projects. Two easy steps to produce perfect fitting 45° miter joints: first, position your workpiece horizontally, then vertically. Also, create parallel glue joints in two steps: place your workpiece horizontally, internal side facing down, and then turn it facing up. For use on spindle moulder and shaper machines. Perfect on all materials, but ideal on solid wood and panels.

TECHNICAL DETAILS:


- Hard aluminium alloy body with high resistance to tensile and yield stress.
- 2 HWM knives 43x23x2mm [Z2].
- Tools for manual feed (MAN).
- Pins for the automatic positioning of the knives.

Supplied in a solid plastic box.



D mm	B mm	Z	RPM	PACK Qty.	ORDER NO.	Spare parts			
140	30	2	5500~9500	1	694.011.30	x2			
140	31,75	2	5500~9500	1	694.011.31	695.011.01	695.999.42	990.064.00	991.064.00
140	35	2	5500~9500	1	694.011.35	695.011.01	695.999.42	990.064.00	991.064.00
140	40	2	5500~9500	1	694.011.40	695.011.01	695.999.42	990.064.00	991.064.00
150	50	2	5100~8800	1	694.011.50	695.011.01	695.999.42	990.064.00	991.064.00

Raised Panel Cutter Heads



694.012

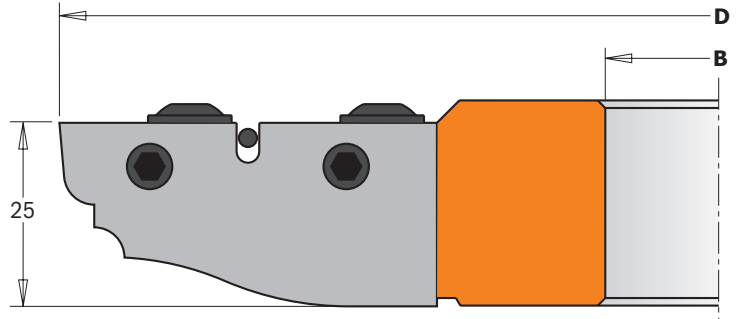


These new CMT cutter heads will allow you to make classic raised panels on furniture, interior and cabinet doors. An exceptional tool that makes up to six different profiles using the optional knives included. A practical and economical solution. We recommend multiple passes for safe and accurate finishing. For use on spindle moulders. Perfect for all materials, but ideal on solid wood and panels.

Supplied in a solid plastic box.

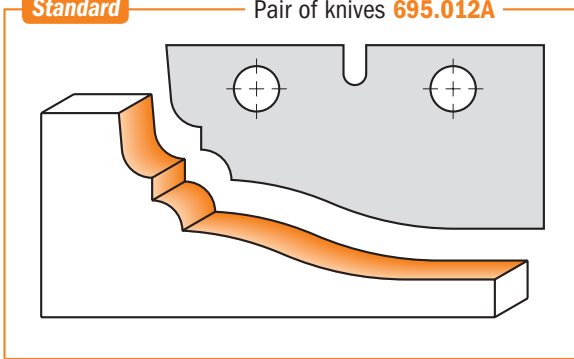
TECHNICAL DETAILS:

- Hard aluminium alloy body with high resistance to tensile and yield stress.
- 2 HWM Knives type (A) 50x25x2mm [Z2].
- Tools for manual feed (MAN)
- Pins for the automatic positioning of the knives.



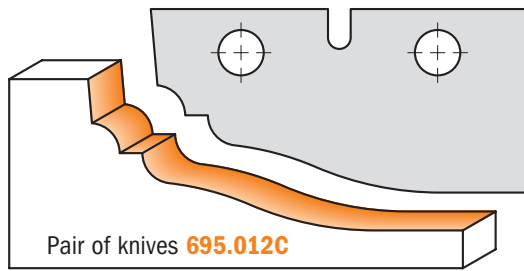
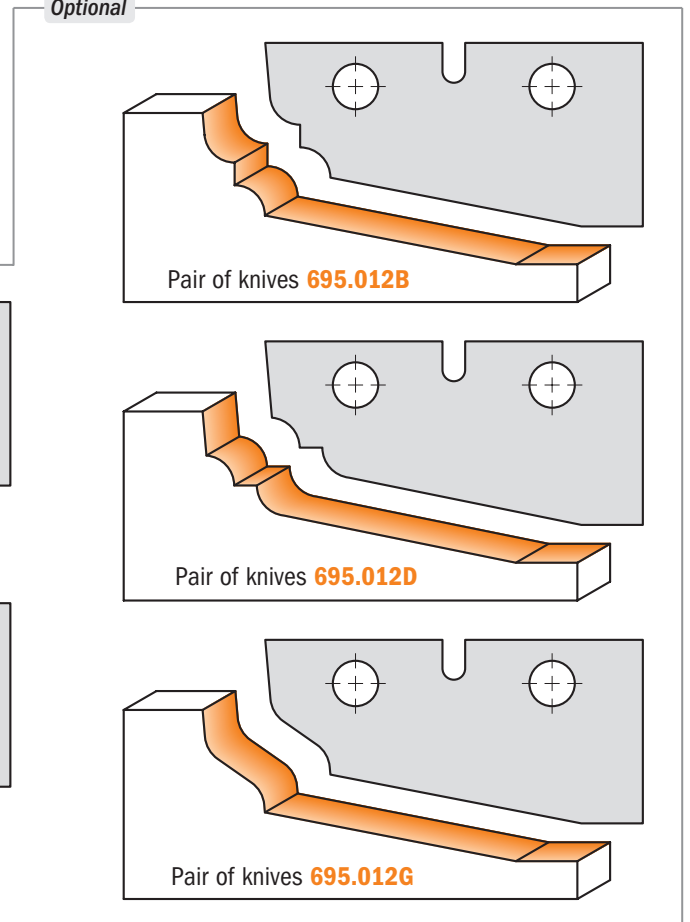
Standard

Pair of knives **695.012A**

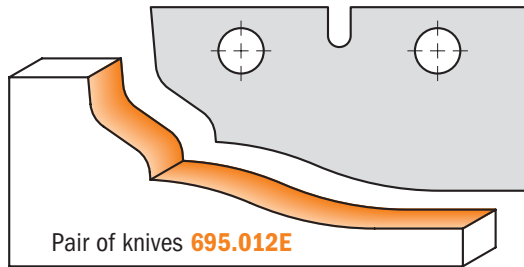


Drawing is 1:1 scale

Optional



Pair of knives **695.012C**



Pair of knives **695.012E**

D mm	I mm	B mm	Z	RPM	PACK QTY.	ORDER NO.	Spare parts		
180	25	30	2	4200~7000	1	694.012.30	x2		
180	25	35	2	4200~7000	1	694.012.35	695.012A	990.107.00	991.067.00
180	25	40	2	4200~7000	1	694.012.40	695.012A	990.107.00	991.067.00
180	25	50	2	4200~7000	1	694.012.50	695.012A	990.107.00	991.067.00

Optional	695.012B	50x25x2mm pair of knives type (B)	695.012E	50x25x2mm pair of knives type (E)
	695.012C	50x25x2mm pair of knives type (C)	695.012G	50x25x2mm pair of knives type (G)
	695.012D	50x25x2mm pair of knives type (D)		



694.013

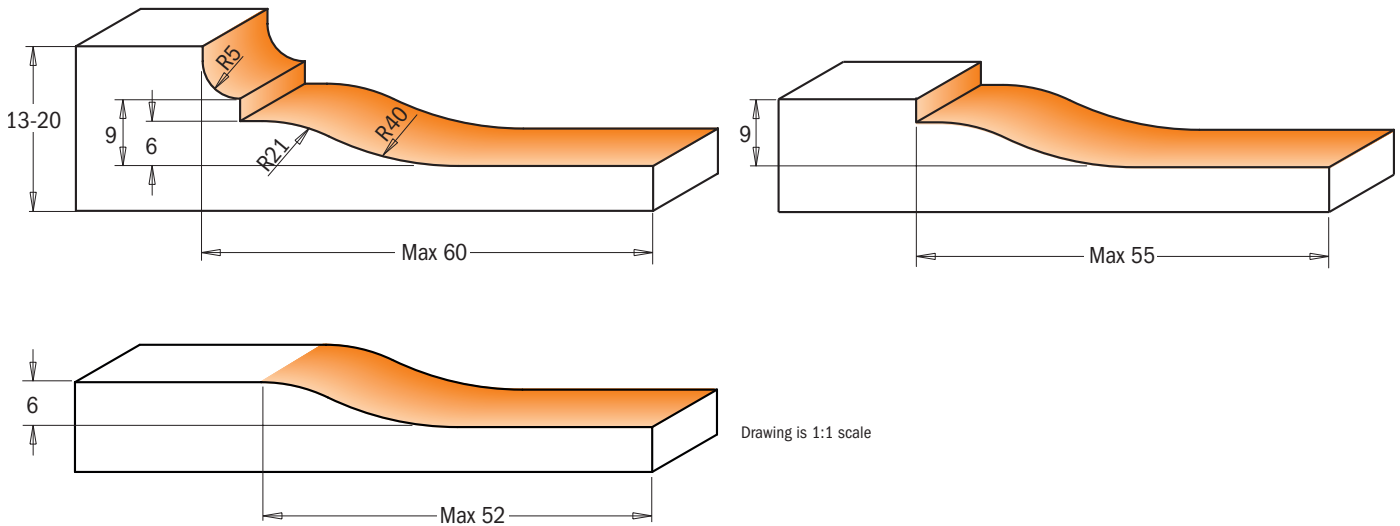
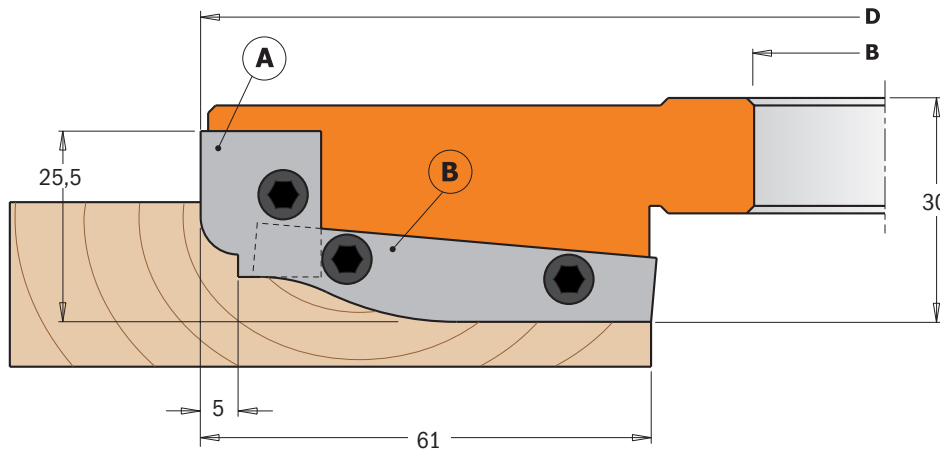


We offer a traditional approach to panel construction with these CMT raised panel cutter heads. Make classic raised panels on furniture, interior and cabinet doors on solid wood and wooden boards, and achieve three different profiles by adjusting the cutting depth. We recommend multiple passes for safe and accurate finishing. For use on spindle moulders. Perfect for all materials, but ideal on solid wood and panels.

TECHNICAL DETAILS:

- Hard aluminium alloy body with high resistance to tensile and yield stress.
- 2 HWM Knives type (A) 19,8x11,9x1,5mm [Z2].
- 2 HWM Knives type (B) 60x11,9x1,5mm [Z2].
- Tools for manual feed (MAN).
- Pins for the automatic positioning of the knives.

Supplied in a solid plastic box.



D mm	B mm	Z	RPM	PACK QTY.	ORDER NO.	Spare parts				
183	30	2+2	4100~7000	1	694.013.30	x2	16x11x9,5mm	x2	53x11x9,5mm	
183	31,75	2+2	4100~7000	1	694.013.31	695.013.A1	695.999.16	695.013.A2	695.999.53	990.066.00
183	35	2+2	4100~7000	1	694.013.35	695.013.A1	695.999.16	695.013.A2	695.999.53	990.066.00
200	40	2+2	3800~6400	1	694.013.40	695.013.A1	695.999.16	695.013.A2	695.999.53	990.066.00
200	50	2+2	3800~6400	1	694.013.50	695.013.A1	695.999.16	695.013.A2	695.999.53	990.066.00

Spare parts 991.083.00 3x90x135mm hex key



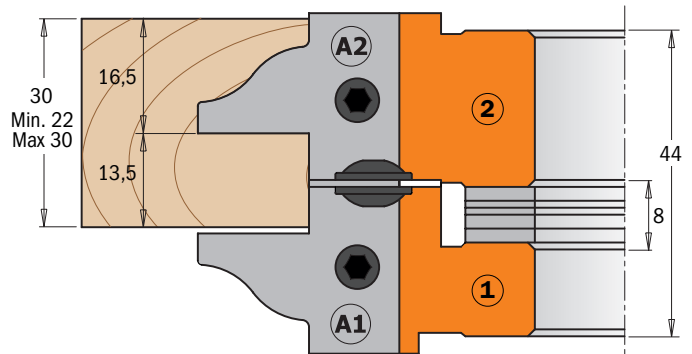
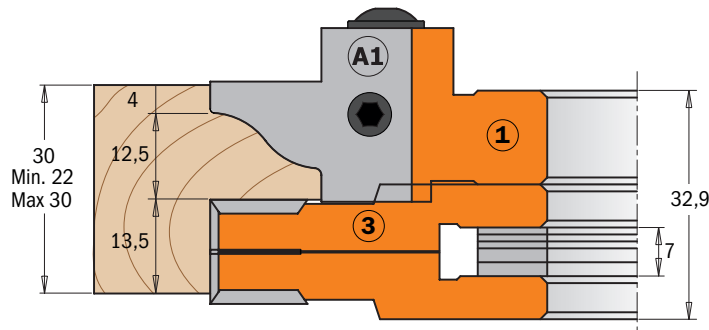
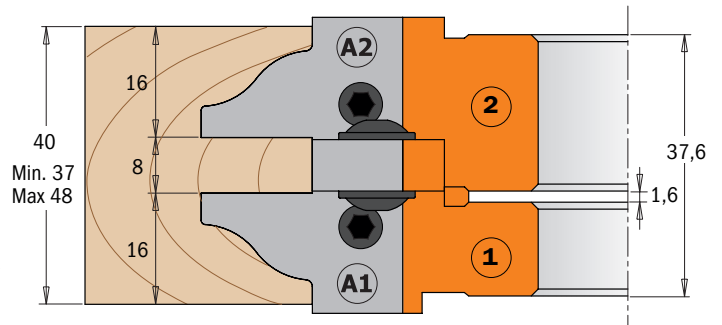
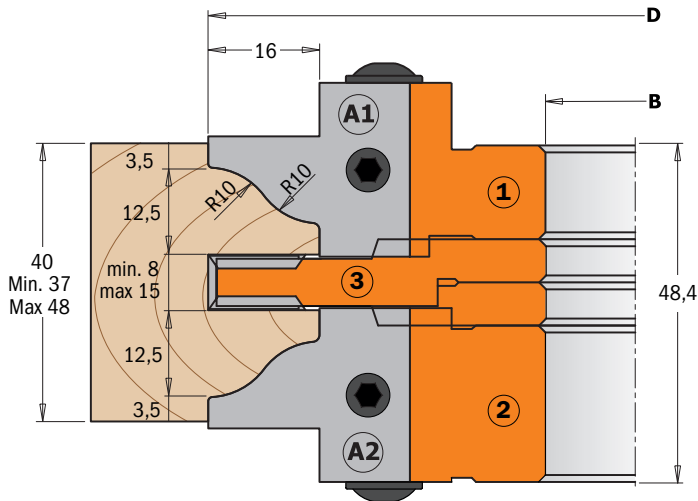
694.015

These versatile sets were designed to make furniture and doors on soft and hardwood. It allows the insertion of five different knives to produce the most popular and classical profiles. The adjustable cutter, included in the set, can also be used individually to carry out grooves between 8mm 15mm thick. For use on spindle moulders. Perfect on solid wood and panels maximum 48mm (1-7/8") in thickness.

TECHNICAL DETAILS:

- Hard aluminium alloy body with high resistance to tensile and yield stress for cutter heads (1 & 2).
- Super-strength steel body for cutter head (3).
- 2 HWM knives type (A1) 25x29,8x2mm [Z2].
- 2 HWM knives type (A2) 25x29,8x2mm [Z2].
- 4 HWM knives 7,65x12x1,5mm [Z4].
- 4 HWM knives 14x14x2mm for heads type (1 & 2).
- 12 spacer rings from 0,1 to 3mm for heads type (1 & 2).
- 12 spacer rings from 0,1 to 2mm for heads type (3).
- Tools for manual feed (MAN).
- Pins for the automatic positioning of the knives.

Supplied in a solid plastic box.



D mm	B mm	Z+V	RPM	PACK QTY.	ORDER NO.
132	30	2+4	5700~9500	1	694.015.30
132	31,75	2+4	5700~9500	1	694.015.31
132	35	2+4	5700~9500	1	694.015.35
147	40	2+4	5100~8500	1	694.015.40
147	50	2+4	5100~8500	1	694.015.50

Spare parts

9	10,6	
695.998.01	695.998.21	695.998.30
695.998.02	695.998.22	695.998.31
695.998.03	695.998.23	695.998.35
695.998.04	695.998.24N	695.998.40
695.998.05	695.998.25N	

Spare parts

Head type (1)

695.015.A1	25x29,8x2mm HWM pair of knives (A1)
695.015.B1	25x29,8x2mm HWM pair of knives (B1)
695.015.C1	25x29,8x2mm HWM pair of knives (C1)
695.015.D1	25x29,8x2mm HWM pair of knives (D1)
695.015.E1	25x29,8x2mm HWM pair of knives (E1)
695.999.23	23x11x9,5mm wedge for knives
990.066.00	M6x16mm screw
991.067.00	3mm hex key

Head type (2)

695.015.A2	25x29,8x2mm HWM pair of knives (A2)
695.015.B2	25x29,8x2mm HWM pair of knives (B2)
695.015.C2	25x29,8x2mm HWM pair of knives (C2)
695.015.D2	25x29,8x2mm HWM pair of knives (D2)
695.015.E2	25x29,8x2mm HWM pair of knives (E2)
695.999.24	23x11x9,5mm wedge for knives
990.066.00	M6x16mm screws
991.067.00	3mm hex key

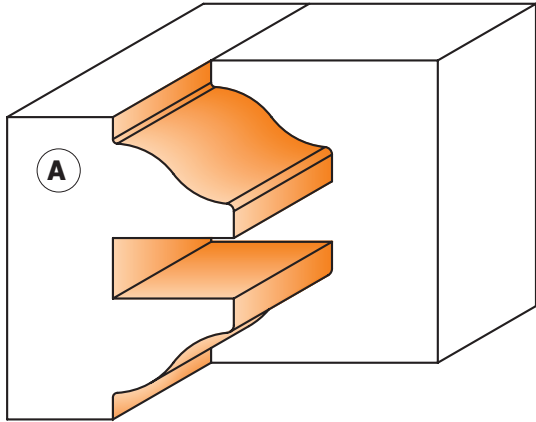
Head type (3)

790.076.00	7,65x12x1,5mm HWM knives
695.999.07	6,8x11x9,5mm wedge for knives
990.063.00	M5x18mm screw
991.072.00	T20 hex key
790.140.00	14x14x2mm HWM Knives
990.080.00	M5x6,5mm screw
991.073.00	T25 hex key

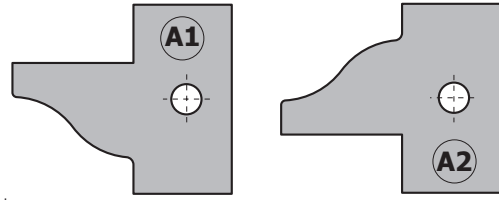
790.076.00 and 790.140.00 are supplied in 10-piece pack or multiple

Standard

Pair of knives **695.015.A1** - Pair of knives **695.015.A2**

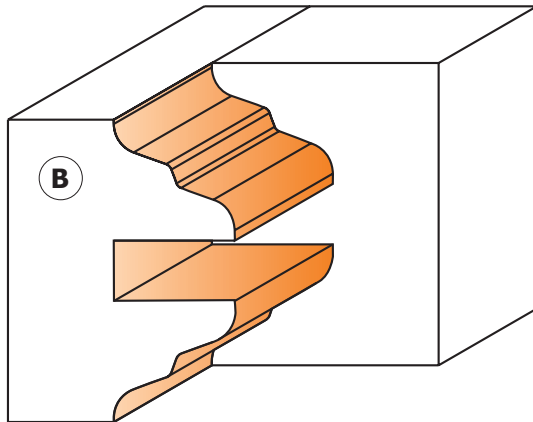
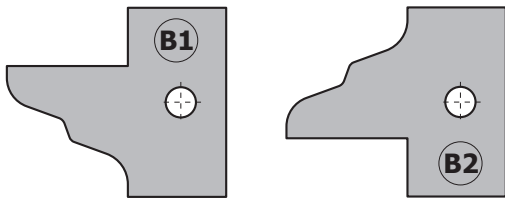


Drawing is 1:1 scale

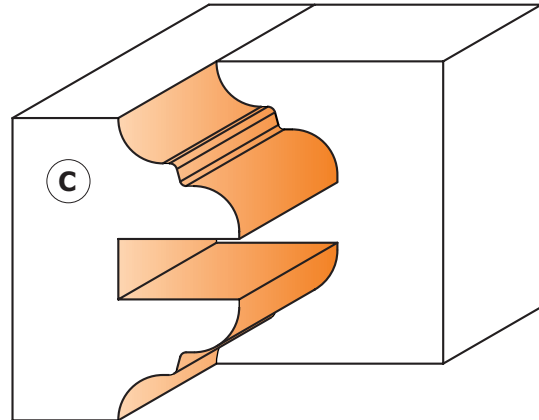
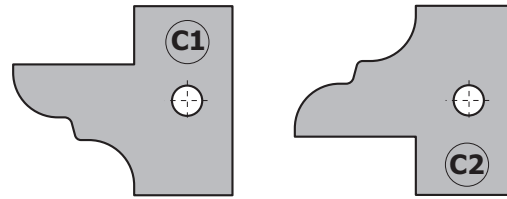


Optional

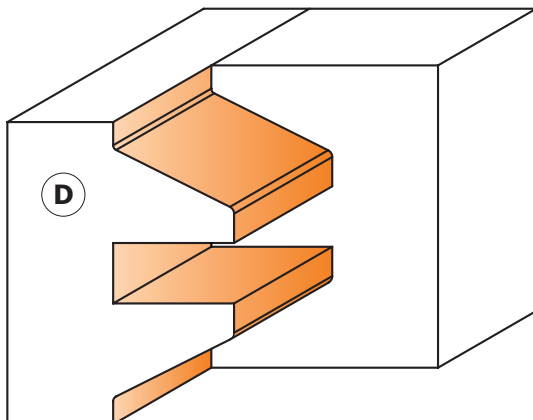
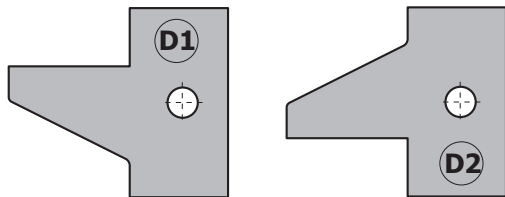
Pair of knives **695.015.B1**
Pair of knives **695.015.B2**



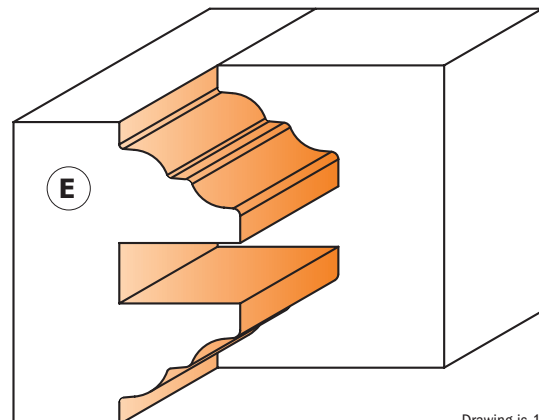
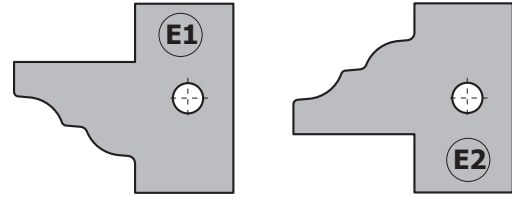
Pair of knives **695.015.C1**
Pair of knives **695.015.C2**



Pair of knives **695.015.D1**
Pair of knives **695.015.D2**



Pair of knives **695.015.E1**
Pair of knives **695.015.E2**



Drawing is 1:1 scale

1 Piece Rail & Stile Cutter Heads



694.014



These are unique products made by combining two cutter heads, ideal for making furniture doors and drawers. By adjusting the height of the of the cutter head, you can cut two perfectly fitted profiles without wasting time or effort on the fence or replacing the tool. Improve your efficiency and save money only having to purchase one single cutter head!!! For use on spindle moulers. Perfect on hardwood and panels between 22mm-25mm in thickness.

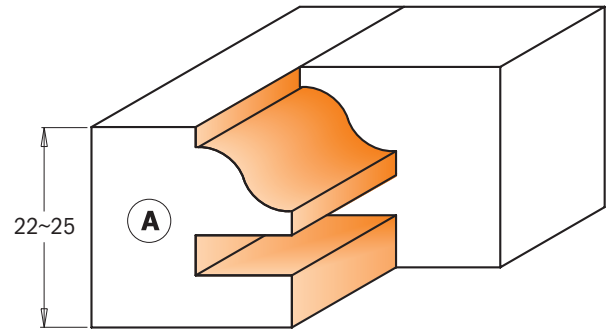
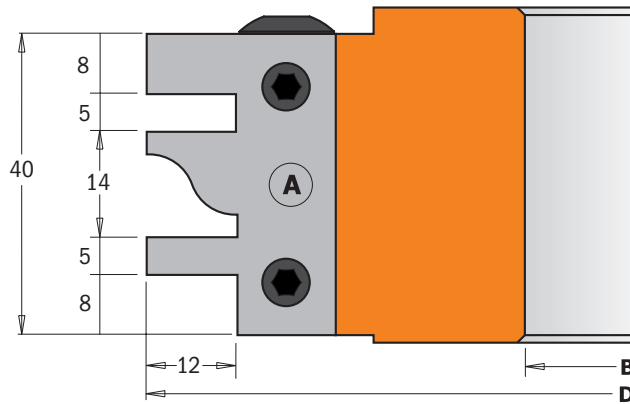
TECHNICAL DETAILS:

- Hard aluminium alloy body with high resistance to tensile and yield stress.
- 2 HWM Knives type (A) 40x24,5x2mm [Z2].
- Tools for manual feed (MAN).
- Pins for the automatic positioning of the knives.

Supplied in a solid plastic box.

Standard

Pair of knives **695.014A**

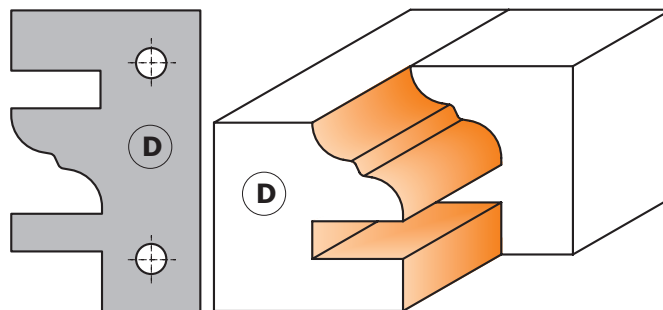
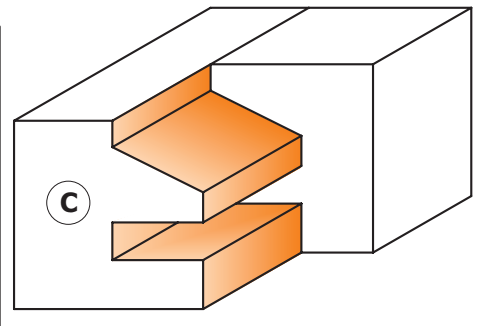
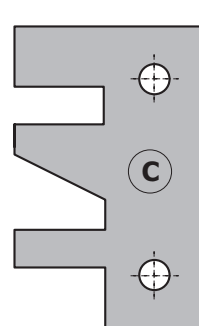
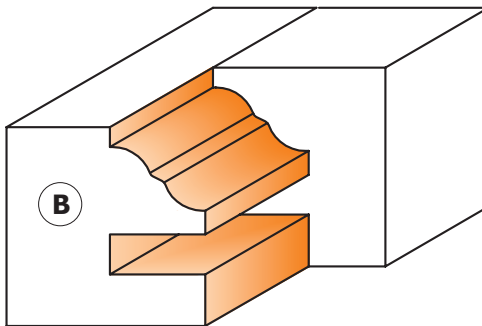
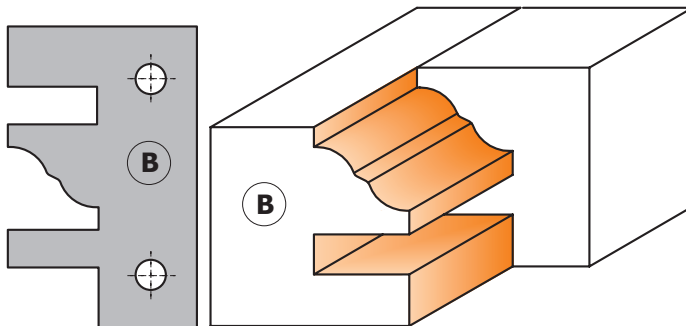


Drawing is 1:1 scale

Optional

Pair of knives **695.014B**

Pair of knives **695.014C**



Pair of knives **695.014D**

Drawing is 1:1 scale

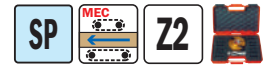
D mm	B mm	Z	RPM	Pack Qty.	ORDER NO.	Spare parts			
120	30	2	6400~10500	1	694.014.30	695.014A x2			
120	31,75	2	6400~10500	1	694.014.31	695.014A	695.999.39	990.066.00	991.067.00
120	35	2	6400~10500	1	694.014.35	695.014A	695.999.39	990.066.00	991.067.00
120	40	2	6400~10500	1	694.014.40	695.014A	695.999.39	990.066.00	991.067.00
130	50	2	5900~9700	1	694.014.50	695.014A	695.999.39	990.066.00	991.067.00

Optional	Part No.	Description
	695.014B	40x24,5x2mm pair of knives type (B)
	695.014C	40x24,5x2mm pair of knives type (C)
	695.014D	40x24,5x2mm pair of knives type (D)

Cutter Heads without Limiters



692

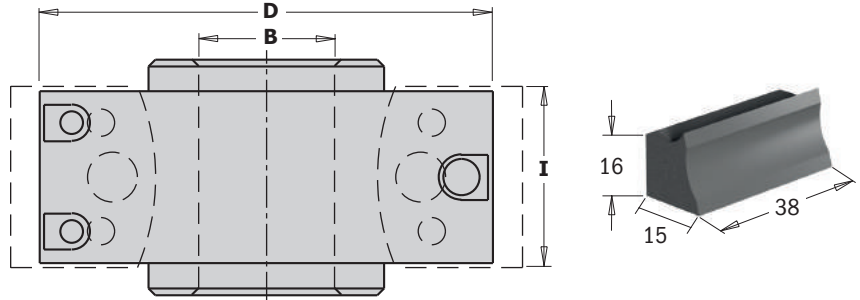
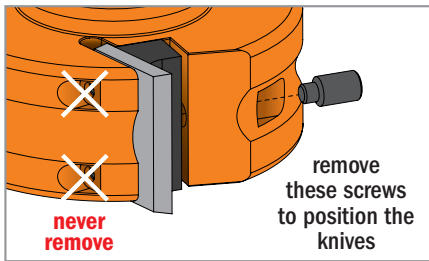


CMT cutter heads guarantee excellent performance for all your projects. For use on all types of moulder and spindle moulder machines.

TECHNICAL DETAILS:

- Hard aluminium or steel alloy cutter head without limiters, highly resistant to tensile and yield stress.
- Pair of universal straight knives included.
- Tools for mechanical feed (MEC).
- Pins for the automatic positioning of the knives.
- Possibility to use knives with a height of 40mm or 50mm (order no. 690).

Supplied in a solid plastic box to contain up to 12 couples of knives.



D mm	I mm	B mm	RPM	PACK QTY.	ORDER NO. Steel body	ORDER NO. Aluminium body	Spare parts		
78	40	19,05	7000~9000	1		692.078.19*			
78	40	30	7000~9000	1		692.078.30*	692.999.01	990.064.00	991.064.00
100	40-50	25,4	5500~8400	1		692.100.26	692.999.01	990.064.00	991.064.00
100	40-50	30	5500~8400	1	692.101.30	692.100.30	692.999.01	990.064.00	991.064.00
100	40-50	31,75	5500~8400	1		692.100.31	692.999.01	990.064.00	991.064.00
100	40-50	35	5500~8400	1	692.101.35	692.100.35	692.999.01	990.064.00	991.064.00
120	40-50	50	4800~7400	1	692.121.50	692.120.50	692.999.01	990.064.00	991.064.00

*For safety reasons we recommend the use of knives with a 40mm height only.

Cutter Heads with Limiters



693



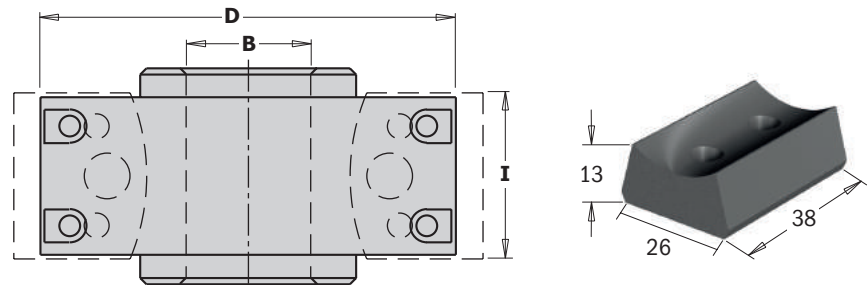
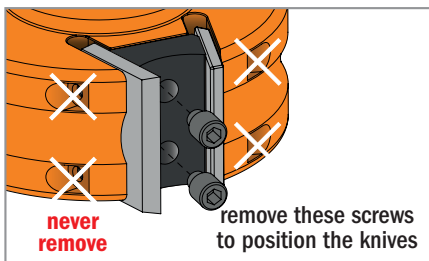
CMT cutter heads guarantee excellent performance for all your projects. For use on all types of moulder and spindle moulder machines.

TECHNICAL DETAILS:

- Hard aluminium or steel alloy cutter head with limiters, highly resistant to tensile and yield stress.
- Pair of universal straight knives and limiters included.
- Tools for manual feed (MAN).
- Pins for the automatic positioning of the knives.
- Possibility to use knives with a height of 40mm or 50mm (order no. 690) and limiters (order no. 691).

Supplied in a solid plastic box to contain up to 12 couples of knives.

Made in compliance with EU Directive EN 847-1.



D mm	I mm	B mm	RPM	PACK QTY.	ORDER NO. Steel body	ORDER NO. Aluminium body	Spare parts		
78	40	30	7000~9000	1	693.078.30				
100	40-50	30	5500~8400	1	693.101.30	693.100.30	693.999.01	990.065.00	991.064.00
100	40-50	31,75	5500~8400	1		693.100.31	693.999.01	990.065.00	991.064.00
100	40-50	35	5500~8400	1	693.101.35	693.100.35	693.999.01	990.065.00	991.064.00
120	40-50	50	4800~7400	1	693.121.50	693.120.50	693.999.01	990.065.00	991.064.00

13 Piece Multiprofile Cutter Head Sets without Limiters

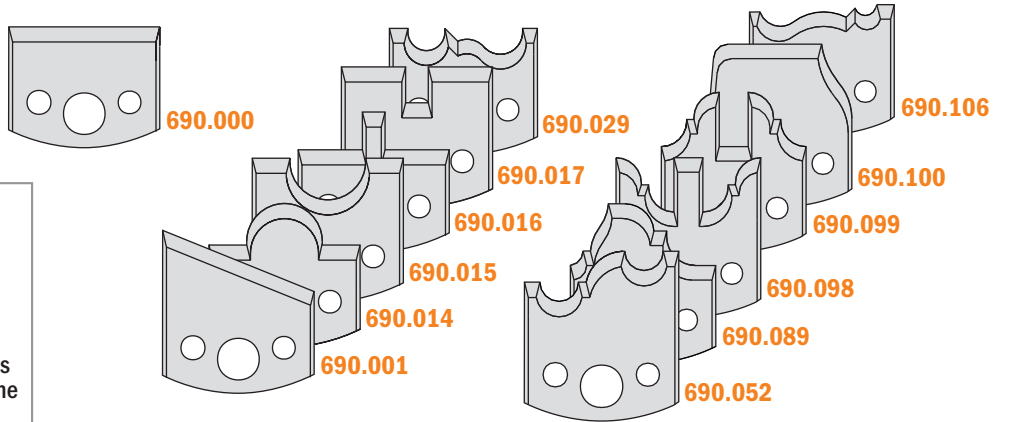
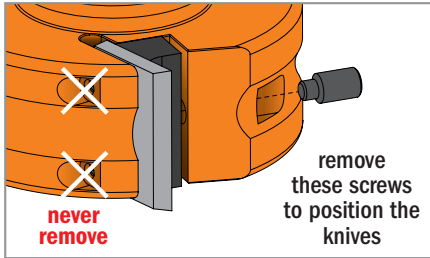


692

These sets are ideal for making joints and frames and include 3 essential profiles specifically for crafting doors. An invaluable asset for any professional woodworker. The cutter heads included allow the insertion of knives at a height of either 40mm or 50mm. Both cutter head and knives are stored in solid plastic cases to prevent damage.

These sets include:

- 1 cutter head in hard aluminium alloy with pins for the automatic positioning of the knives.
- 13 pairs of knives with a cutting height of 40mm.



D mm	I mm	B mm	RPM	PACK QTY.	ORDER NO.	Spare parts		
78	40	19,05	7000~9000	1	692.013.09			
78	40	30	7000~9000	1	692.013.01	692.999.01	990.064.00	991.064.00
100	40	25,4	5500~8400	1	692.013.10	692.999.01	990.064.00	991.064.00
100	40	30	5500~8400	1	692.013.02	692.999.01	990.064.00	991.064.00
100	40	31,75	5500~8400	1	692.013.11	692.999.01	990.064.00	991.064.00
100	40	35	5500~8400	1	692.013.03	692.999.01	990.064.00	991.064.00
120	40	50	4800~7400	1	692.013.04	692.999.01	990.064.00	991.064.00

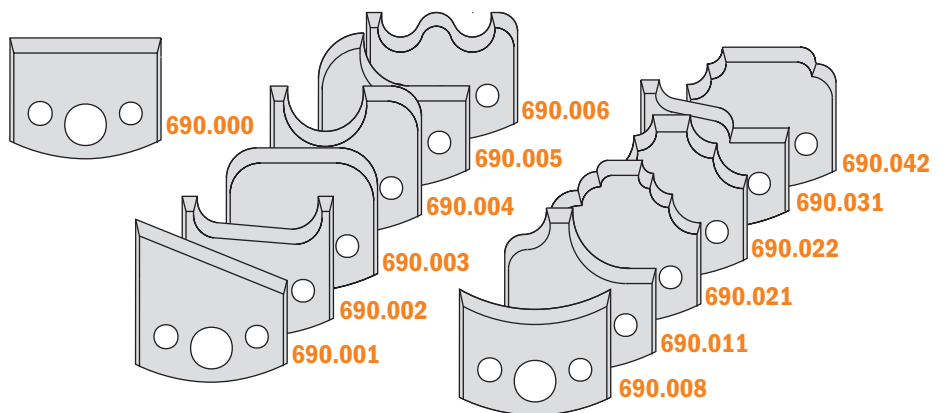
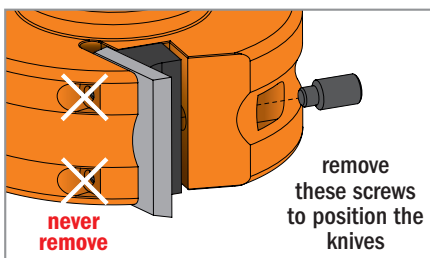


692

These sets include 13 profile knives for making joints, frames, multiple profiles, moldings and chamfers. Ideal for the professional woodworker. The cutter head included allows the insertion of knives at a height of either 40mm or 50mm. Both cutter head and knives are stored in solid plastic cases to prevent damage.

These sets include:

- 1 cutter head in hard aluminium alloy with pins for the automatic positioning of the knives.
- 13 pairs of knives with a cutting height of 40mm.



D mm	I mm	B mm	RPM	PACK QTY.	ORDER NO.	Spare parts		
78	40	19,05	7000~9000	1	692.013.12			
78	40	30	7000~9000	1	692.013.05	692.999.01	990.064.00	991.064.00
100	40	25,4	5500~8400	1	692.013.13	692.999.01	990.064.00	991.064.00
100	40	30	5500~8400	1	692.013.06	692.999.01	990.064.00	991.064.00
100	40	31,75	5500~8400	1	692.013.14	692.999.01	990.064.00	991.064.00
100	40	35	5500~8400	1	692.013.07	692.999.01	990.064.00	991.064.00
120	40	50	4800~7400	1	692.013.08	692.999.01	990.064.00	991.064.00

7 Piece Multiprofile Cutter Head Sets with Limiters

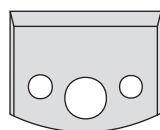
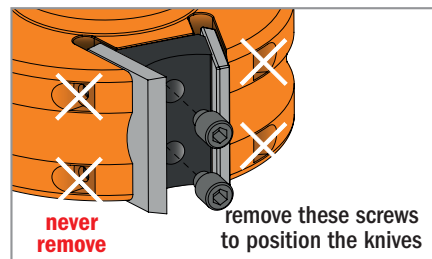


693

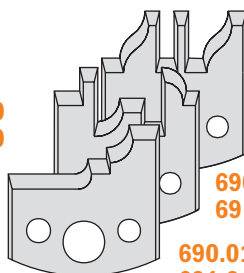
The professional woodworker now has the chance to make kitchen doors with a horizontal profile and male-and-female joints with two pairs of cutters. In fact, along with 7 profiled knives these sets also contain a specially designed cutter head that allows the insertion of knives with a height of either 40mm or 50mm, and safety limiters produced in compliance with the European Regulation EN 847-1. Both cutter head and knives are stored in solid plastic cases to prevent damage.

These sets include:

- 1 cutter head in hard aluminium alloy allowing the insertion of straight knives, limiters and pins for the automatic positioning of the knives.
- 7 pairs of knives with 40mm of cutting.
- 7 pairs of relative limiters.



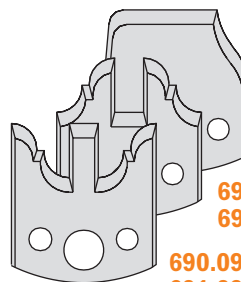
690.000
691.000



690.019
691.019

690.096
691.096

690.097
691.097



690.098
691.098

690.099
691.099

690.100
691.100

D mm	I mm	B mm	RPM	PACK Qty.	ORDER NO.
100	40	30	5500~8400	1	693.013.01
100	40	35	5500~8400	1	693.013.02
120	40	50	4800~7400	1	693.013.03

Spare parts

693.999.01	990.065.00	991.064.00
693.999.01	990.065.00	991.064.00
693.999.01	990.065.00	991.064.00

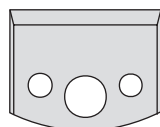
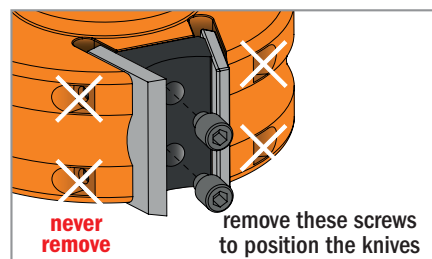


693

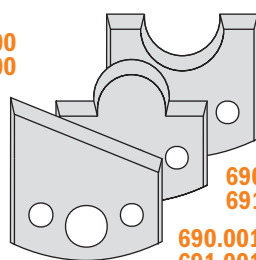
This set contains 7 profiles knives and a cutter head for making joints, frames and chamfers. The cutter heads allow the insertion of knives at a height of either 40mm or 50mm. Safety limiters are produced in compliance with EU Directive EN 847-1. both cutter head and knives are stored in solid plastic cases to prevent damage.

These sets include:

- 1 cutter head in hard aluminium alloy allowing the insertion of straight knives, limiters and pins for the automatic positioning of the knives.
- 7 pairs of knives with 40mm of cutting.
- 7 pairs of relative limiters.



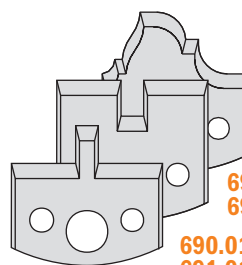
690.000
691.000



690.001
691.001

690.014
691.014

690.015
691.015



690.016
691.016

690.017
691.017

690.089
691.089

D mm	I mm	B mm	RPM	PACK Qty.	ORDER NO.
100	40	30	5500~8400	1	693.013.04
100	40	35	5500~8400	1	693.013.05
120	40	50	4800~7400	1	693.013.06

Spare parts

693.999.01	990.065.00	991.064.00
693.999.01	990.065.00	991.064.00
693.999.01	990.065.00	991.064.00

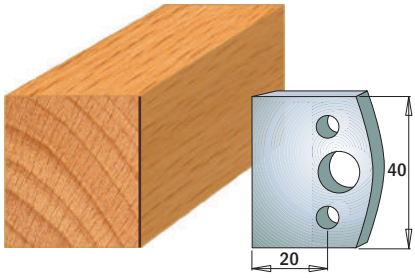
Profile Knives and Limiters

Cutting Length=40mm Thickness=4mm


Pack Qty. 10



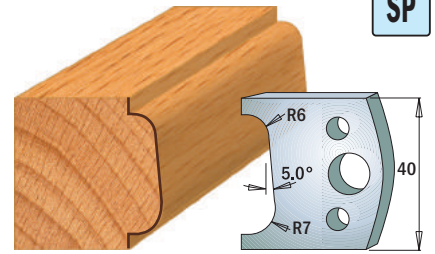
SP



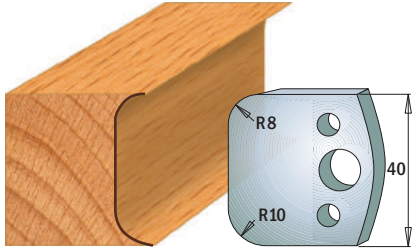
Pair of knives **690.000**
Pair of limiters **691.000**



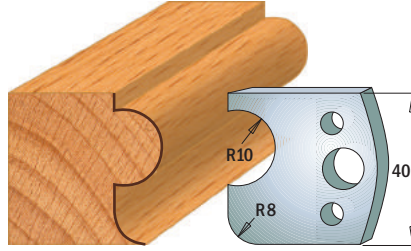
Pair of knives **690.001**
Pair of limiters **691.001**



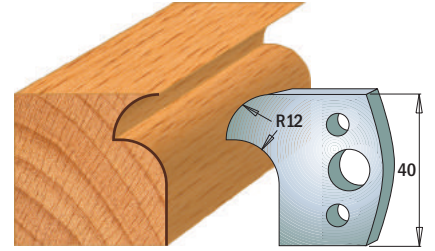
Pair of knives **690.002**
Pair of limiters **691.002**



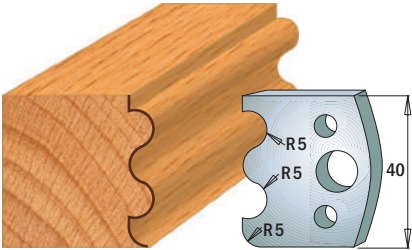
Pair of knives **690.003**
Pair of limiters **691.003**



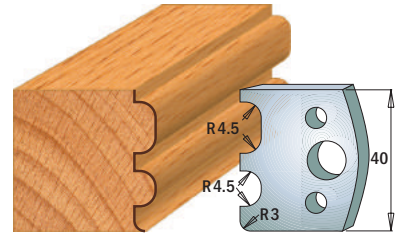
Pair of knives **690.004**
Pair of limiters **691.004**




Pair of knives **690.005**
Pair of limiters **691.005**



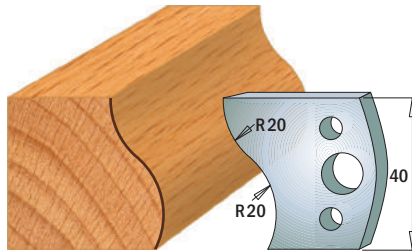
Pair of knives **690.006**
Pair of limiters **691.006**



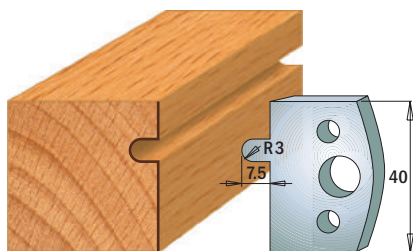
Pair of knives **690.007**
Pair of limiters **691.007**




Pair of knives **690.008**
Pair of limiters **691.008**



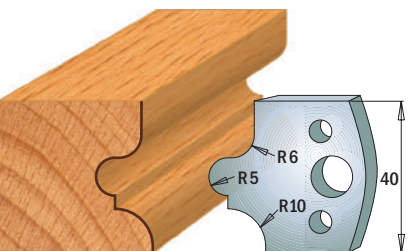
Pair of knives **690.009**
Pair of limiters **691.009**




Pair of knives **690.010**
Pair of limiters **691.010**



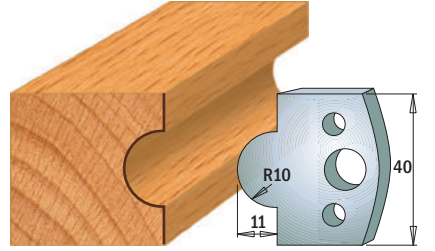
Pair of knives **690.011**
Pair of limiters **691.011**



Pair of knives **690.012**
Pair of limiters **691.012**



Pair of knives **690.013**
Pair of limiters **691.013**



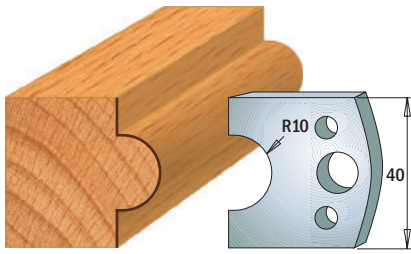
Pair of knives **690.014**
Pair of limiters **691.014**

NOTE: all knives & limiters available only in pairs

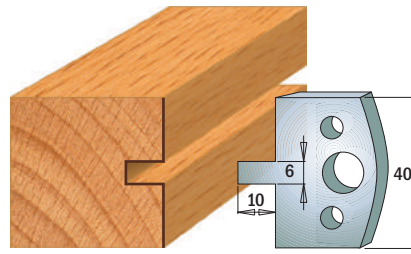
Drawings are 1:2 scale

Dimensions in mm.

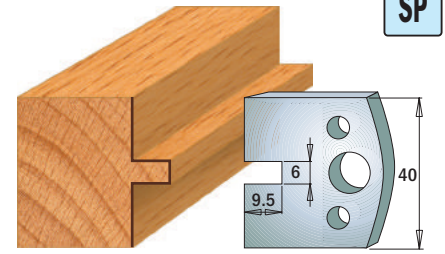
SP



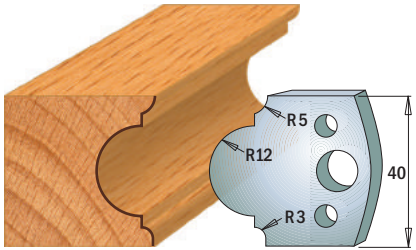
Pair of knives **690.015**
Pair of limiters **691.015**



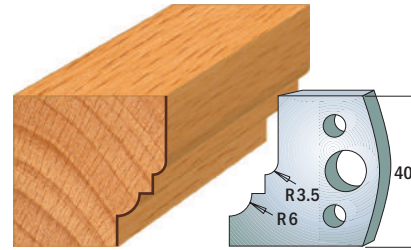
Pair of knives **690.016**
Pair of limiters **691.016**



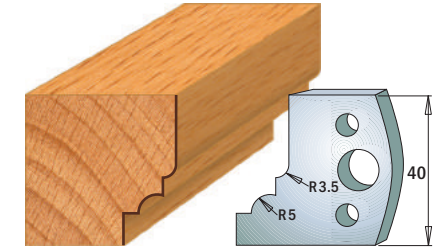
Pair of knives **690.017**
Pair of limiters **691.017**



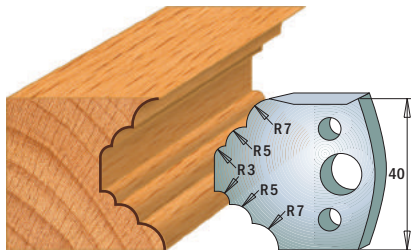
Pair of knives **690.018**
Pair of limiters **691.018**




Pair of knives **690.019**
Pair of limiters **691.019**



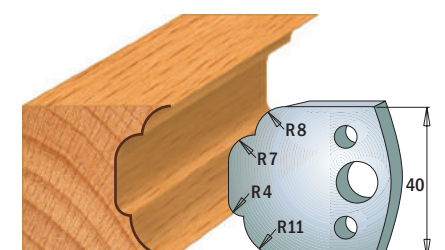
Pair of knives **690.020**
Pair of limiters **691.020**



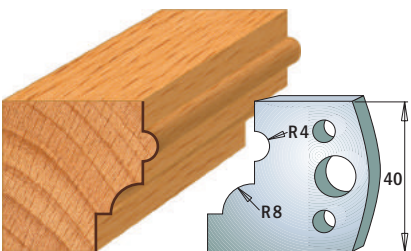
Pair of knives **690.021**
Pair of limiters **691.021**



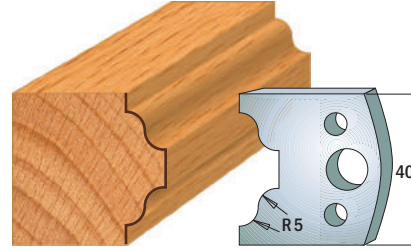
Pair of knives **690.022**
Pair of limiters **691.022**



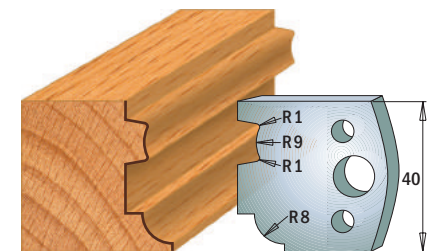
Pair of knives **690.023**
Pair of limiters **691.023**




Pair of knives **690.024**
Pair of limiters **691.024**



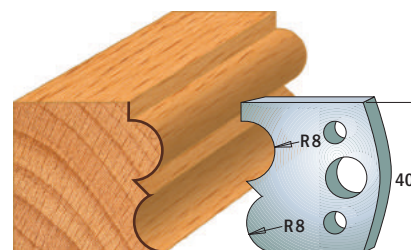
Pair of knives **690.025**
Pair of limiters **691.025**




Pair of knives **690.026**
Pair of limiters **691.026**



Pair of knives **690.027**
Pair of limiters **691.027**



Pair of knives **690.028**
Pair of limiters **691.028**



Pair of knives **690.029**
Pair of limiters **691.029**

NOTE: all knives & limiters available only in pairs

Drawings are 1:2 scale

Dimensions in mm.

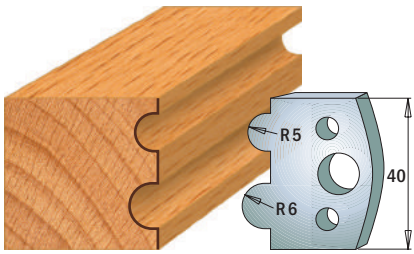
Profile Knives and Limiters

Cutting Length=40mm Thickness=4mm

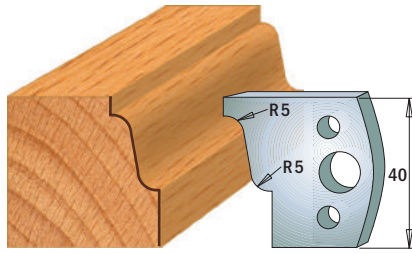
Pack Qty. 10



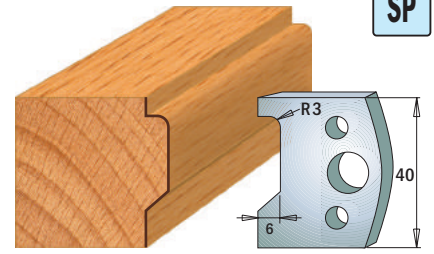
SP



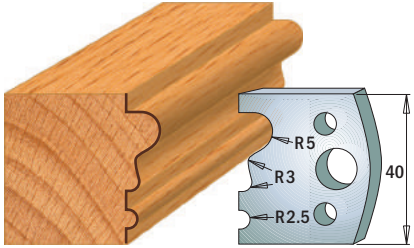
Pair of knives **690.030**
Pair of limiters **691.030**



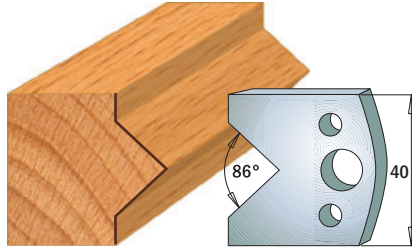
Pair of knives **690.031**
Pair of limiters **691.031**




Pair of knives **690.032**
Pair of limiters **691.032**



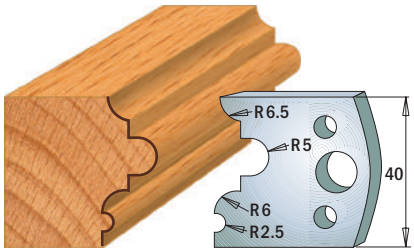
Pair of knives **690.033**
Pair of limiters **691.033**



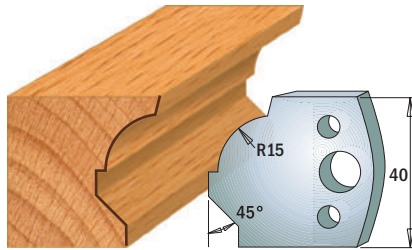
Pair of knives **690.034**
Pair of limiters **691.034**




Pair of knives **690.035**
Pair of limiters **691.035**



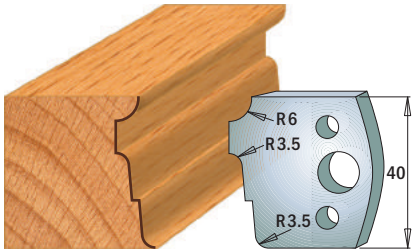
Pair of knives **690.036**
Pair of limiters **691.036**



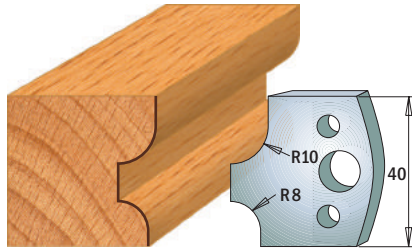
Pair of knives **690.037**
Pair of limiters **691.037**



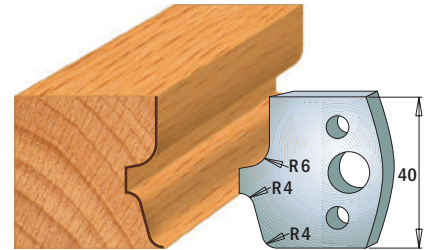
Pair of knives **690.038**
Pair of limiters **691.038**



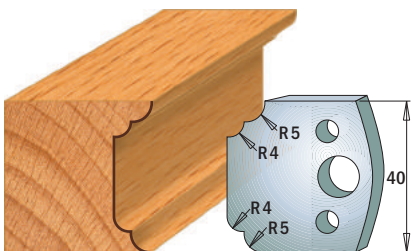
Pair of knives **690.039**
Pair of limiters **691.039**



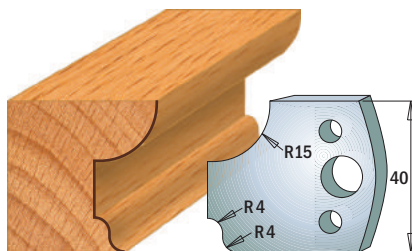
Pair of knives **690.040**
Pair of limiters **691.040**



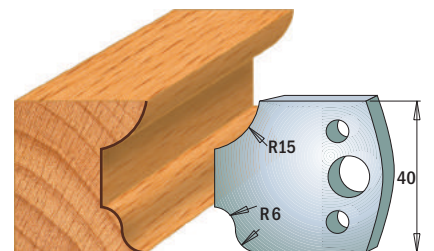
Pair of knives **690.041**
Pair of limiters **691.041**



Pair of knives **690.042**
Pair of limiters **691.042**



Pair of knives **690.043**
Pair of limiters **691.043**



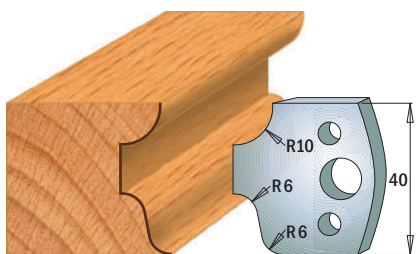
Pair of knives **690.044**
Pair of limiters **691.044**

NOTE: all knives & limiters available only in pairs

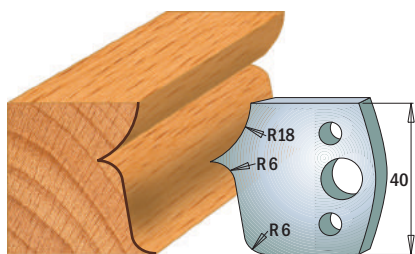
Drawings are 1:2 scale

Dimensions in mm.

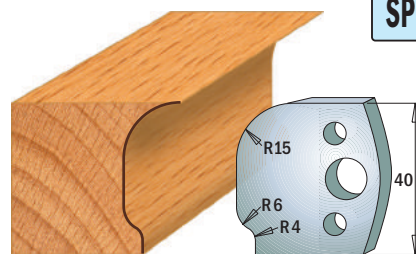
SP




Pair of knives **690.045**
Pair of limiters **691.045**




Pair of knives **690.046**
Pair of limiters **691.046**




Pair of knives **690.047**
Pair of limiters **691.047**




Pair of knives **690.048**
Pair of limiters **691.048**



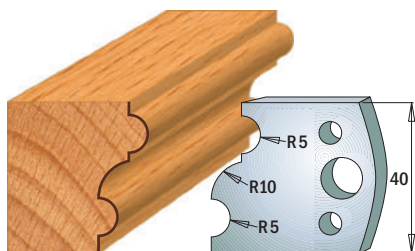
Pair of knives **690.049**
Pair of limiters **691.049**



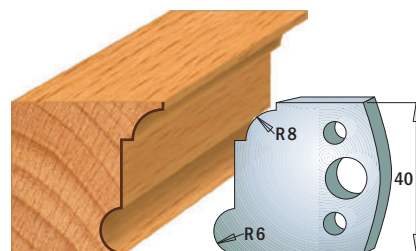
Pair of knives **690.050**
Pair of limiters **691.050**



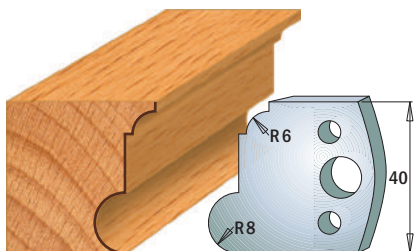
Pair of knives **690.051**
Pair of limiters **691.051**



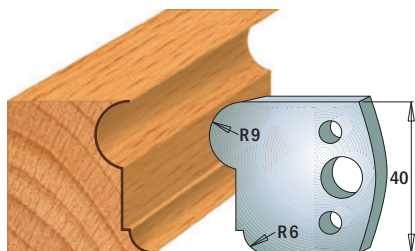
Pair of knives **690.052**
Pair of limiters **691.052**




Pair of knives **690.053**
Pair of limiters **691.053**



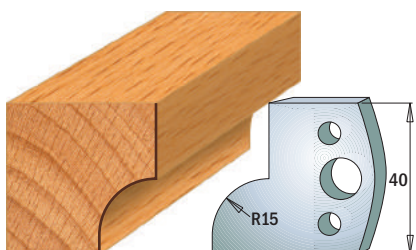
Pair of knives **690.054**
Pair of limiters **691.054**



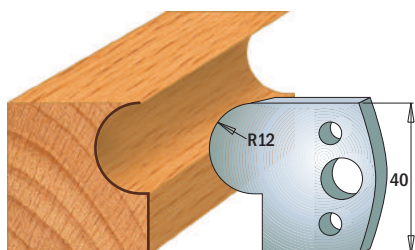
Pair of knives **690.055**
Pair of limiters **691.055**



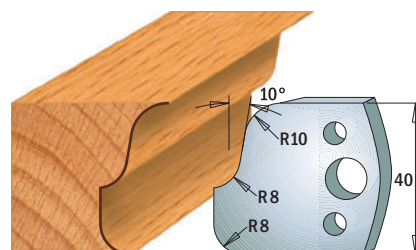
Pair of knives **690.056**
Pair of limiters **691.056**



Pair of knives **690.057**
Pair of limiters **691.057**



Pair of knives **690.058**
Pair of limiters **691.058**



Pair of knives **690.059**
Pair of limiters **691.059**

NOTE: all knives & limiters available only in pairs

Drawings are 1:2 scale

Dimensions in mm.

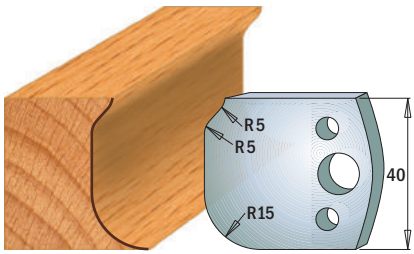
Profile Knives and Limiters

Cutting Length=40mm Thickness=4mm

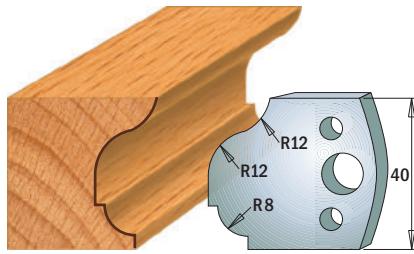
Pack Qty. 10



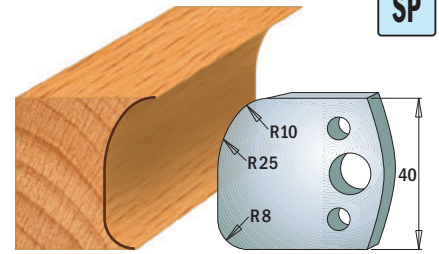
SP



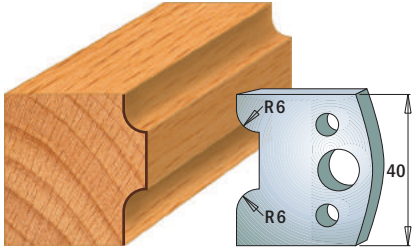
Pair of knives **690.060**
Pair of limiters **691.060**



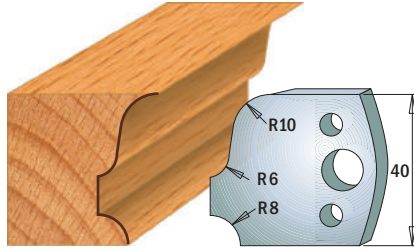
Pair of knives **690.061**
Pair of limiters **691.061**




Pair of knives **690.062**
Pair of limiters **691.062**




Pair of knives **690.063**
Pair of limiters **691.063**



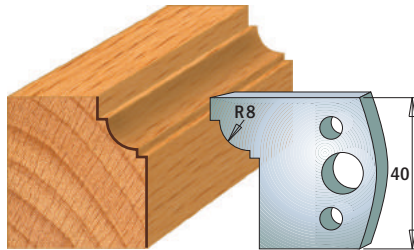
Pair of knives **690.064**
Pair of limiters **691.064**



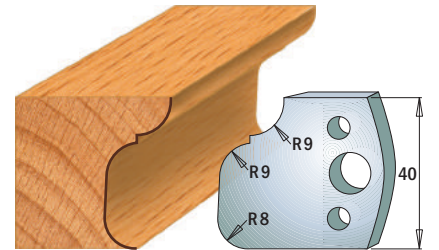
Pair of knives **690.065**
Pair of limiters **691.065**



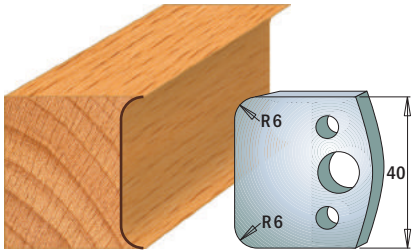
Pair of knives **690.066**
Pair of limiters **691.066**



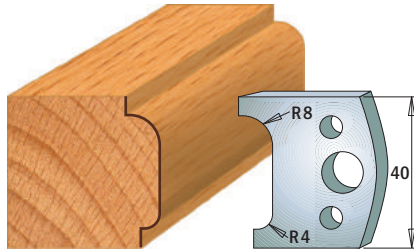
Pair of knives **690.067**
Pair of limiters **691.067**



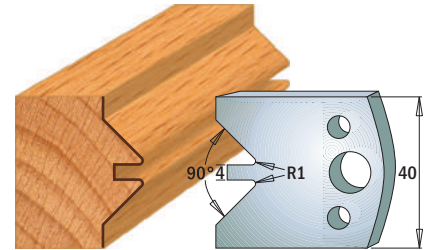
Pair of knives **690.068**
Pair of limiters **691.068**



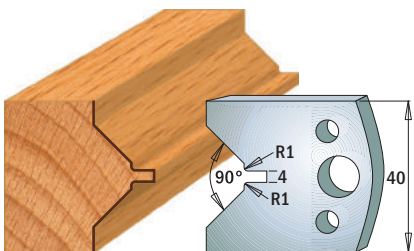
Pair of knives **690.069**
Pair of limiters **691.069**



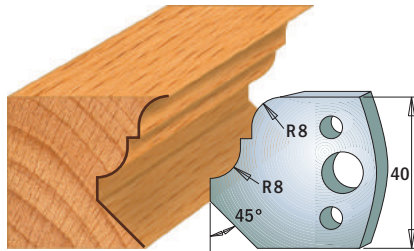
Pair of knives **690.070**
Pair of limiters **691.070**



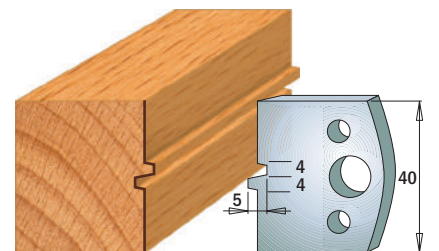
Pair of knives **690.071**
Pair of limiters **691.071**



Pair of knives **690.072**
Pair of limiters **691.072**



Pair of knives **690.073**
Pair of limiters **691.073**



Pair of knives **690.074**
Pair of limiters **691.074**

NOTE: all knives & limiters available only in pairs

Drawings are 1:2 scale

Dimensions in mm.

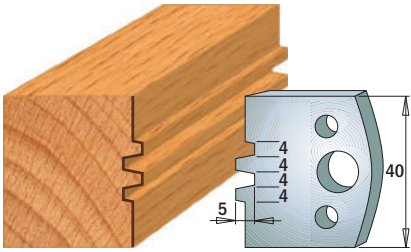
Profile Knives and Limiters

Cutting Length=40mm Thickness=4mm

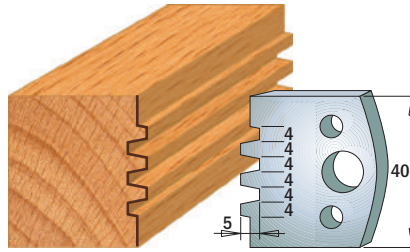
Pack Qty. 10




SP



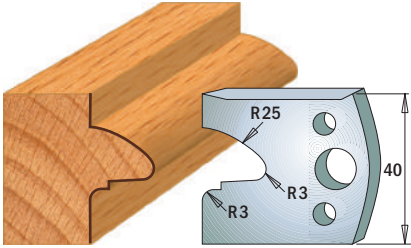
Pair of knives **690.075**
Pair of limiters **691.075**



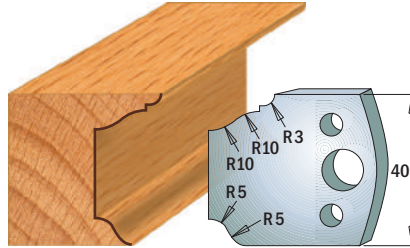
Pair of knives **690.076**
Pair of limiters **691.076**



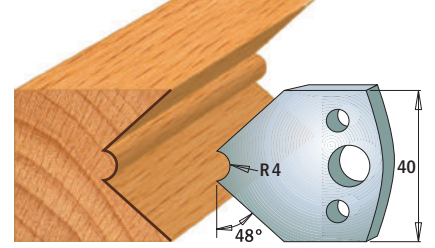
Pair of knives **690.077**
Pair of limiters **691.077**



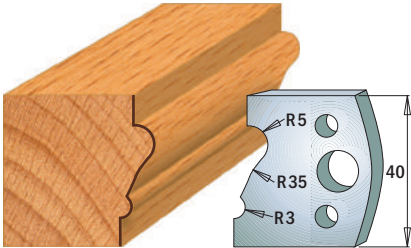
Pair of knives **690.078**
Pair of limiters **691.078**



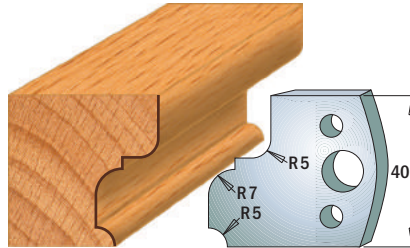
Pair of knives **690.079**
Pair of limiters **691.079**



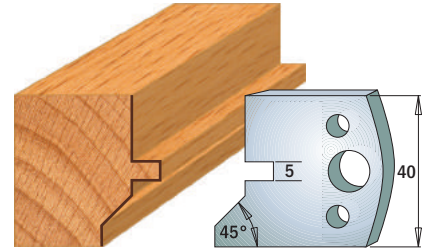
Pair of knives **690.080**
Pair of limiters **691.080**



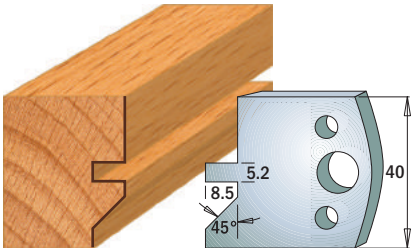
Pair of knives **690.081**
Pair of limiters **691.081**



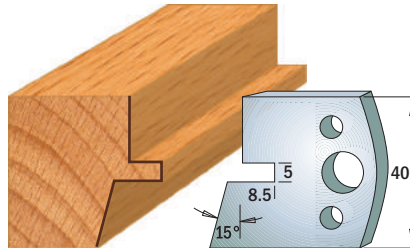
Pair of knives **690.082**
Pair of limiters **691.082**



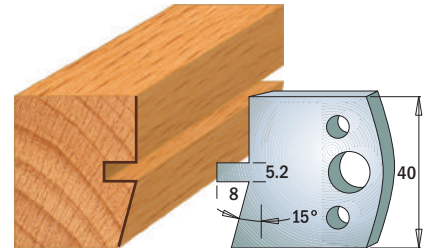
Pair of knives **690.083**
Pair of limiters **691.083**



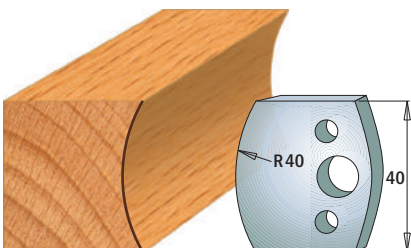
Pair of knives **690.084**
Pair of limiters **691.084**



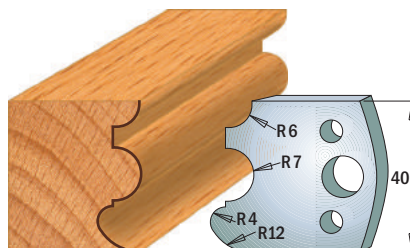
Pair of knives **690.085**
Pair of limiters **691.085**




Pair of knives **690.086**
Pair of limiters **691.086**



Pair of knives **690.087**
Pair of limiters **691.087**



Pair of knives **690.088**
Pair of limiters **691.088**



Pair of knives **690.089**
Pair of limiters **691.089**

NOTE: all knives & limiters available only in pairs

Drawings are 1:2 scale

Dimensions in mm.

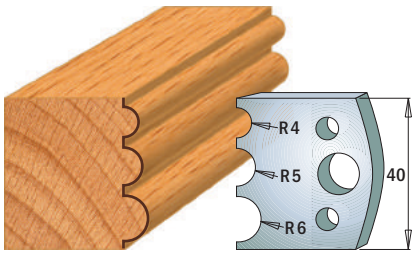
Profile Knives and Limiters

Cutting Length=40mm Thickness=4mm

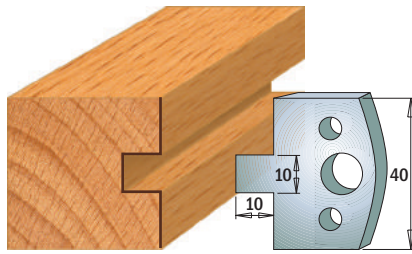
Pack Qty. 10



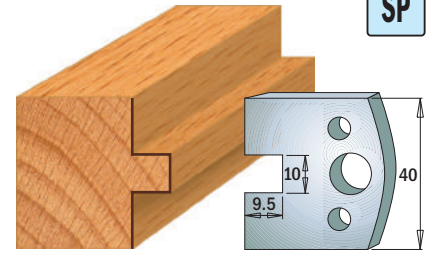
SP



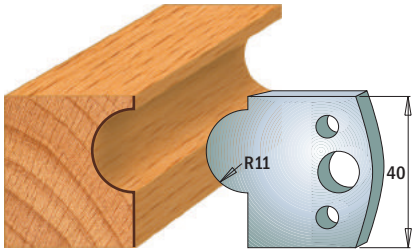
Pair of knives **690.090**
Pair of limiters **691.090**



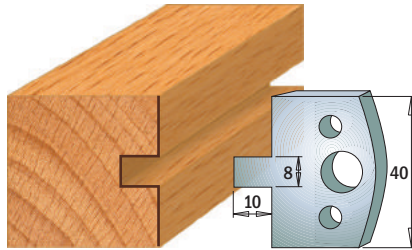
Pair of knives **690.091**
Pair of limiters **691.091**



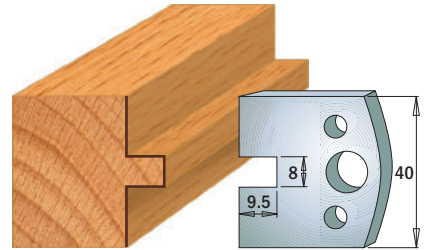
Pair of knives **690.092**
Pair of limiters **691.092**



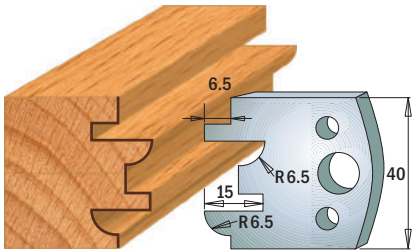
Pair of knives **690.093**
Pair of limiters **691.093**



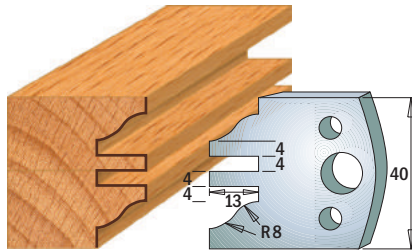
Pair of knives **690.094**
Pair of limiters **691.094**



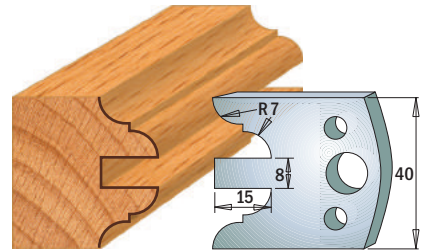
Pair of knives **690.095**
Pair of limiters **691.095**




Pair of knives **690.096**
Pair of limiters **691.096**



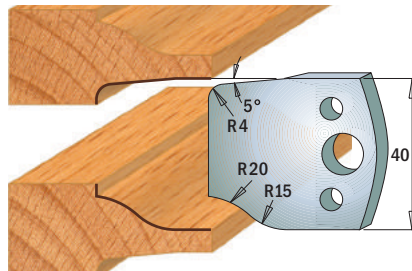
Pair of knives **690.097**
Pair of limiters **691.097**



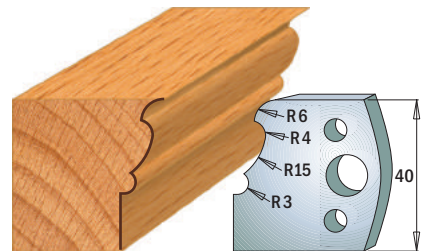
Pair of knives **690.098**
Pair of limiters **691.098**



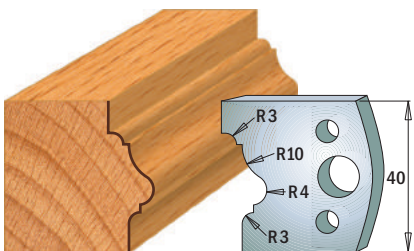
Pair of knives **690.099**
Pair of limiters **691.099**



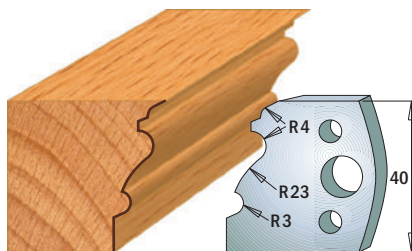
Pair of knives **690.100**
Pair of limiters **691.100**



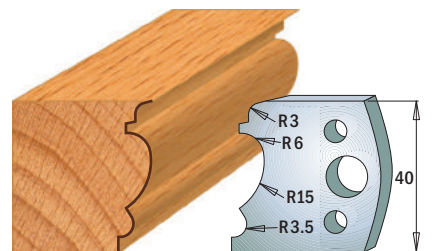
Pair of knives **690.101**
Pair of limiters **691.101**



Pair of knives **690.102**
Pair of limiters **691.102**



Pair of knives **690.103**
Pair of limiters **691.103**



Pair of knives **690.104**
Pair of limiters **691.104**

NOTE: all knives & limiters available only in pairs

Drawings are 1:2 scale

Dimensions in mm.

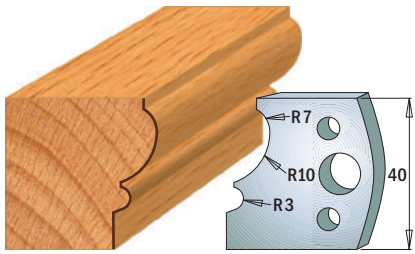
Profile Knives and Limiters

Cutting Length=40mm Thickness=4mm

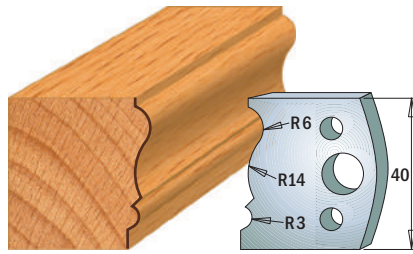
Pack Qty. 10



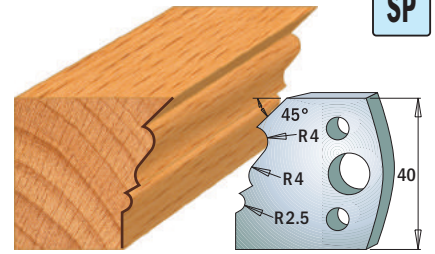
SP



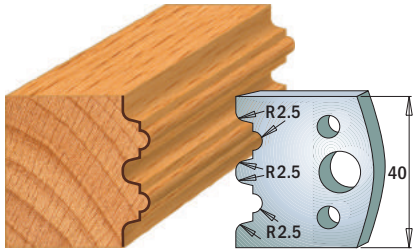
Pair of knives **690.105**
Pair of limiters **691.105**



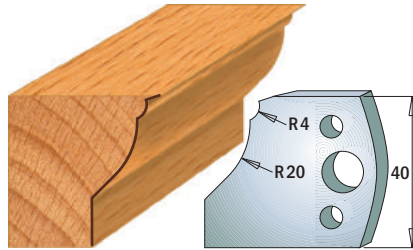
Pair of knives **690.106**
Pair of limiters **691.106**



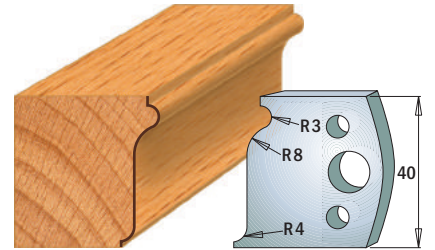
Pair of knives **690.107**
Pair of limiters **691.107**



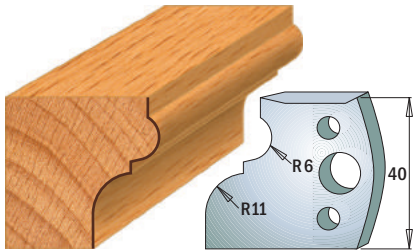
Pair of knives **690.108**
Pair of limiters **691.108**



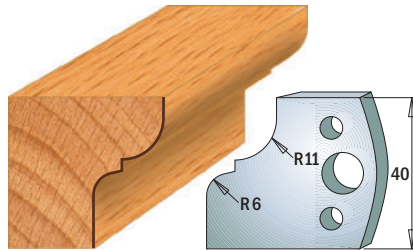
Pair of knives **690.109**
Pair of limiters **691.109**




Pair of knives **690.110**
Pair of limiters **691.110**



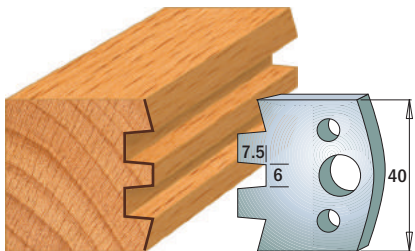
Pair of knives **690.111**
Pair of limiters **691.111**



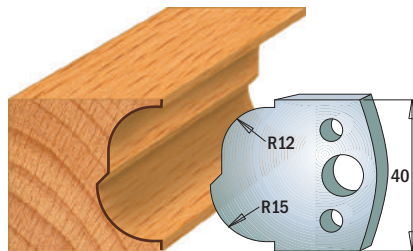
Pair of knives **690.112**
Pair of limiters **691.112**




Pair of knives **690.113**
Pair of limiters **691.113**



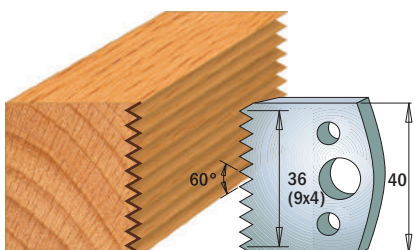
Pair of knives **690.114**
Pair of limiters **691.114**




Pair of knives **690.115**
Pair of limiters **691.115**



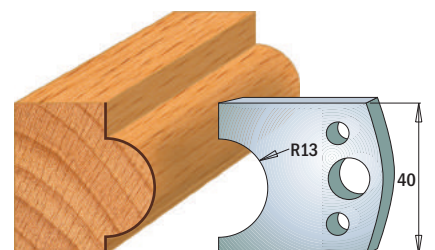
Pair of knives **690.116**
Pair of limiters **691.116**



Pair of knives **690.117**
Pair of limiters **691.117**



Pair of knives **690.118**
Pair of limiters **691.118**



Pair of knives **690.119**
Pair of limiters **691.119**

NOTE: all knives & limiters available only in pairs

Drawings are 1:2 scale

Dimensions in mm.

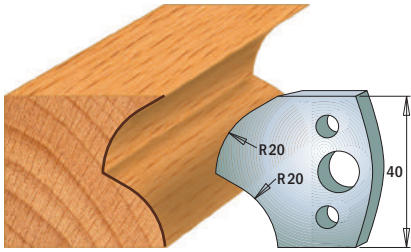
Profile Knives and Limiters

Cutting Length=40mm Thickness=4mm

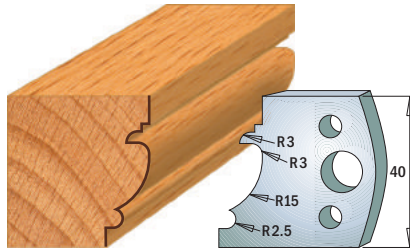
Pack Qty. 10



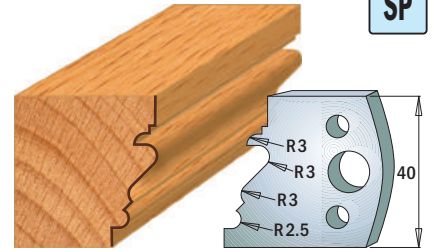
SP



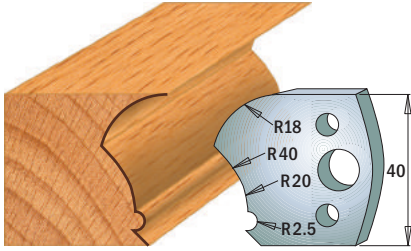
Pair of knives **690.120**
Pair of limiters **691.120**



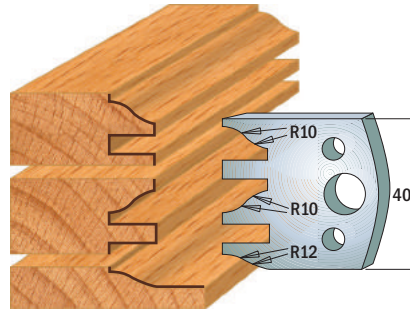
Pair of knives **690.121**
Pair of limiters **691.121**



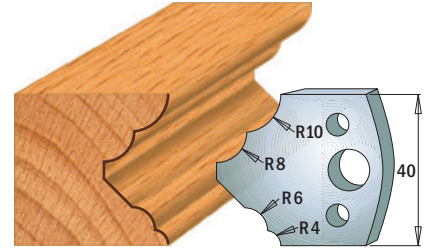
Pair of knives **690.122**
Pair of limiters **691.122**



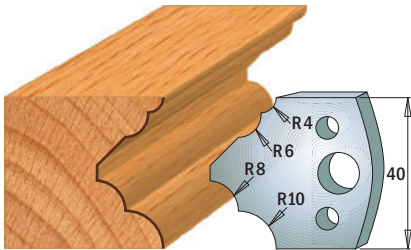
Pair of knives **690.123**
Pair of limiters **691.123**




Pair of knives **690.124**
Pair of limiters **691.124**



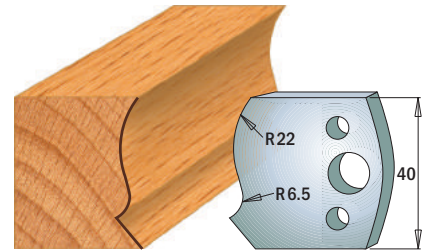
Pair of knives **690.125**
Pair of limiters **691.125**




Pair of knives **690.126**
Pair of limiters **691.126**



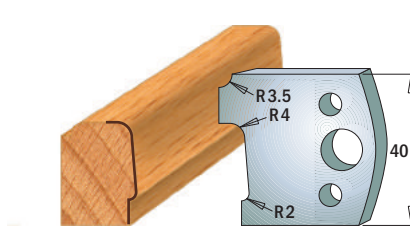
Pair of knives **690.127**
Pair of limiters **691.127**



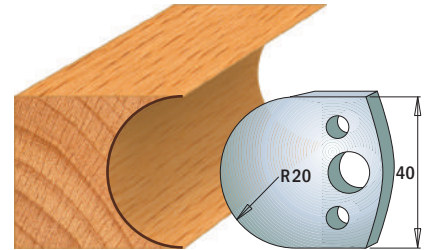
Pair of knives **690.128**
Pair of limiters **691.128**



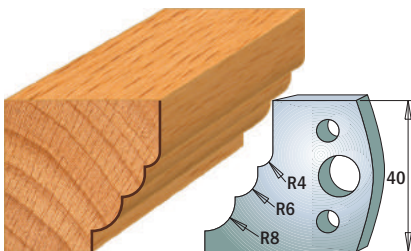
Pair of knives **690.129**
Pair of limiters **691.129**



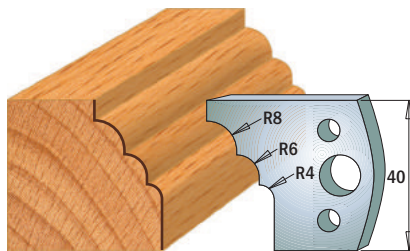
Pair of knives **690.130**
Pair of limiters **691.130**



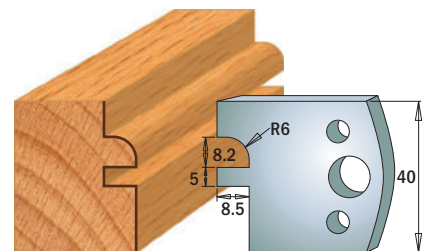
Pair of knives **690.131**
Pair of limiters **691.131**



Pair of knives **690.132**
Pair of limiters **691.132**



Pair of knives **690.133**
Pair of limiters **691.133**



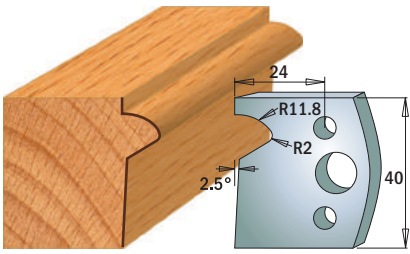
Pair of knives **690.134**
Pair of limiters **691.134**

NOTE: all knives & limiters available only in pairs

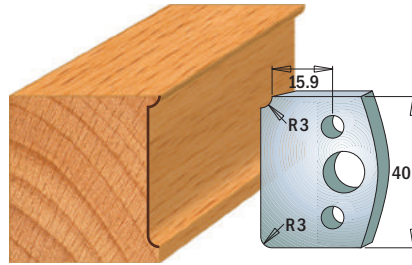
Drawings are 1:2 scale

Dimensions in mm.

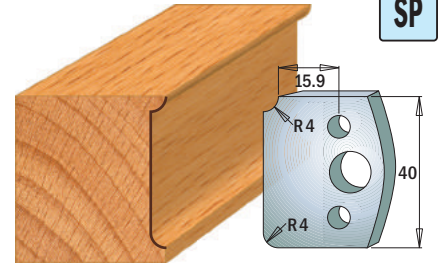
SP



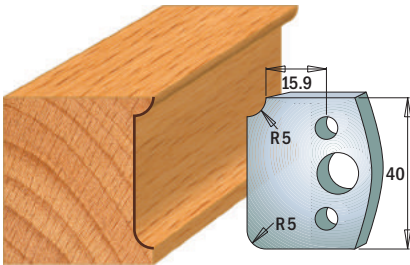
Pair of knives **690.135**
Pair of limiters **691.135**



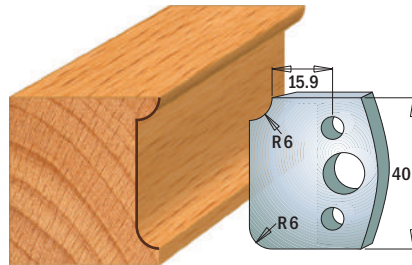
Pair of knives **690.170**
Pair of limiters **691.170**




Pair of knives **690.171**
Pair of limiters **691.171**



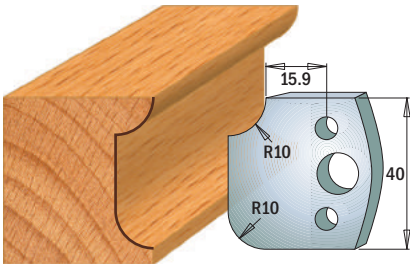
Pair of knives **690.172**
Pair of limiters **691.172**



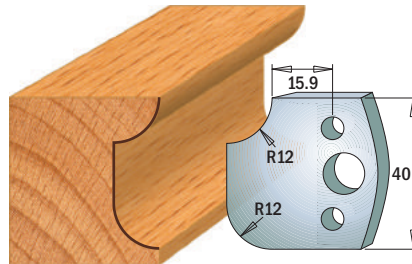
Pair of knives **690.173**
Pair of limiters **691.173**



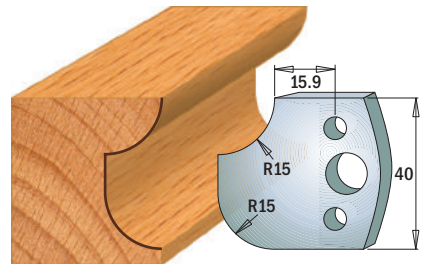
Pair of knives **690.174**
Pair of limiters **691.174**



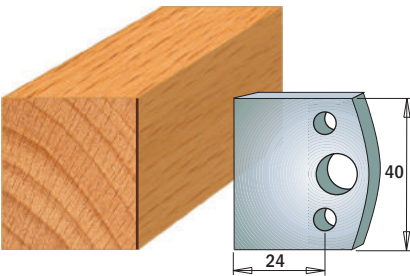
Pair of knives **690.175**
Pair of limiters **691.175**



Pair of knives **690.176**
Pair of limiters **691.176**



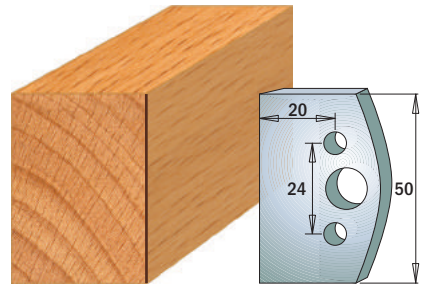
Pair of knives **690.177**
Pair of limiters **691.177**



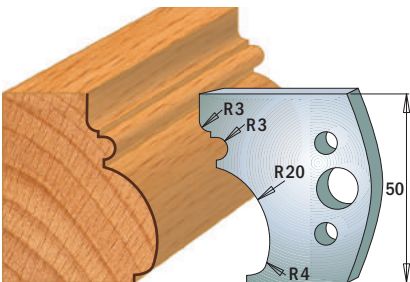
Pair of knives **690.192**
Pair of limiters **691.192**

Profile Knives and Limiters

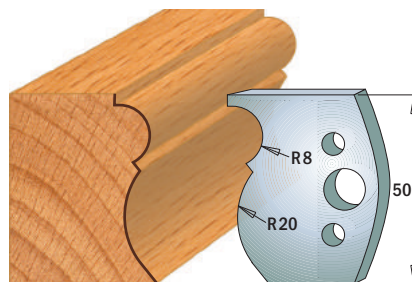
Cutting Length=50mm
Thickness=4mm
Pack Qty. 10




Pair of knives **690.500**
Pair of limiters **691.500**



Pair of knives **690.501**
Pair of limiters **691.501**



Pair of knives **690.502**
Pair of limiters **691.502**



Pair of knives **690.503**
Pair of limiters **691.503**

NOTE: all knives & limiters available only in pairs

Drawings are 1:2 scale

Dimensions in mm.

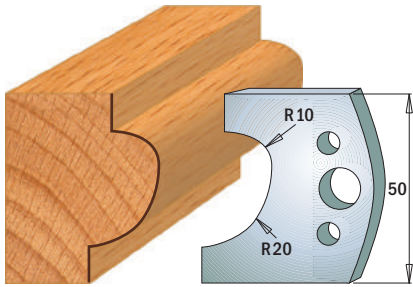
Profile Knives and Limiters

Cutting Length=50mm Thickness=4mm

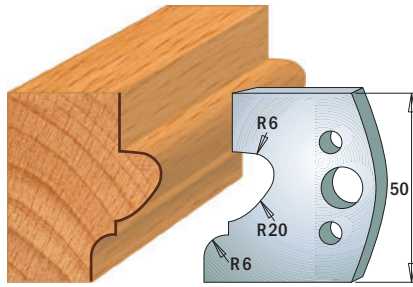
Pack Qty. 10



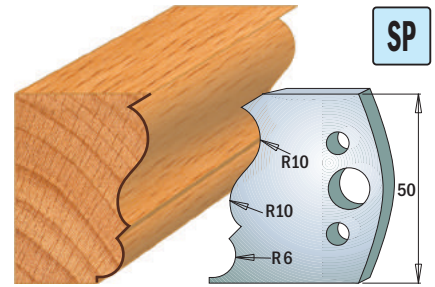
SP



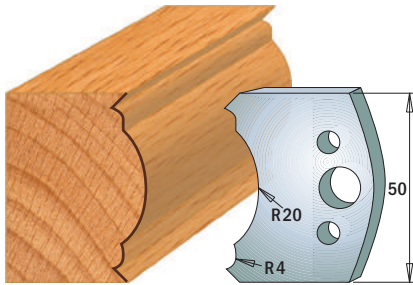
Pair of knives **690.504**
Pair of limiters **691.504**



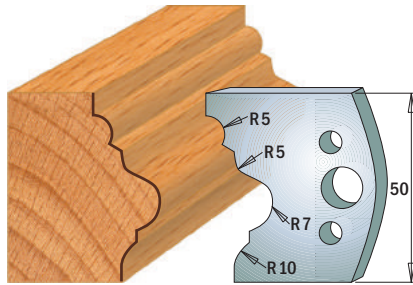
Pair of knives **690.505**
Pair of limiters **691.505**



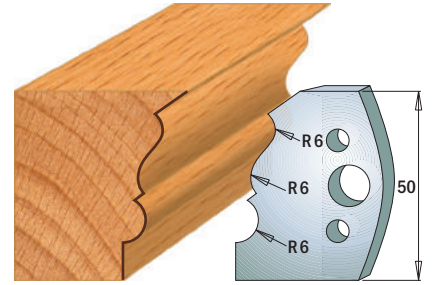
Pair of knives **690.506**
Pair of limiters **691.506**



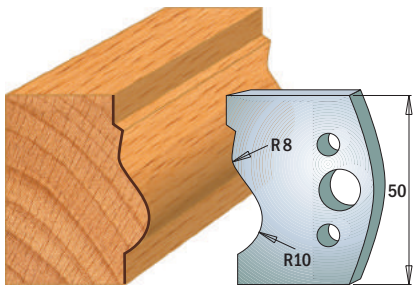
Pair of knives **690.507**
Pair of limiters **691.507**



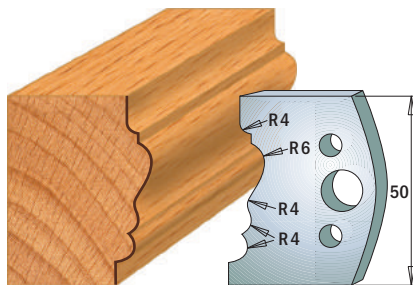
Pair of knives **690.508**
Pair of limiters **691.508**



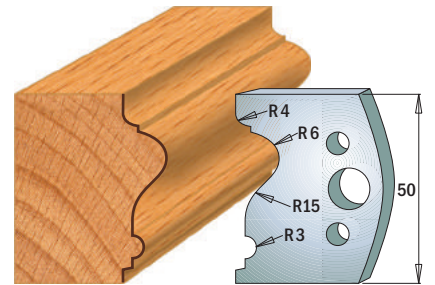
Pair of knives **690.509**
Pair of limiters **691.509**



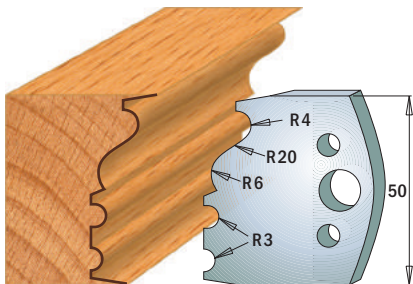
Pair of knives **690.510**
Pair of limiters **691.510**



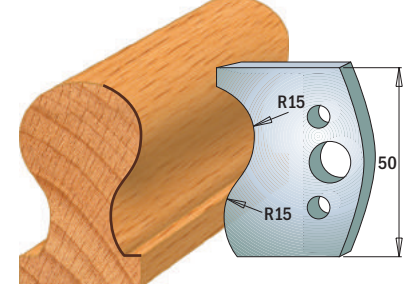
Pair of knives **690.511**
Pair of limiters **691.511**



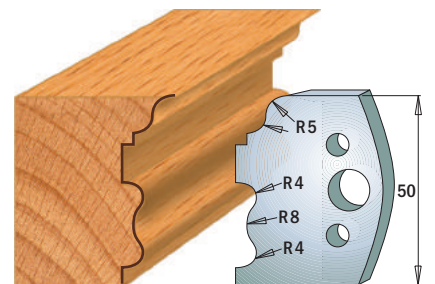
Pair of knives **690.512**
Pair of limiters **691.512**



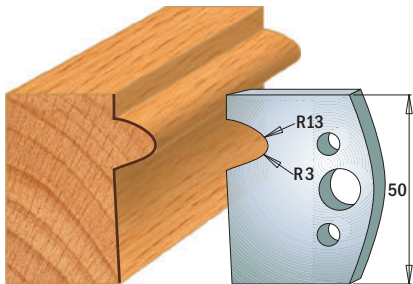
Pair of knives **690.513**
Pair of limiters **691.513**



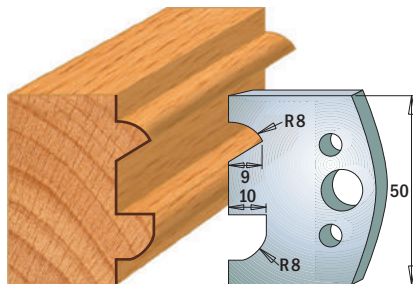
Pair of knives **690.514**
Pair of limiters **691.514**



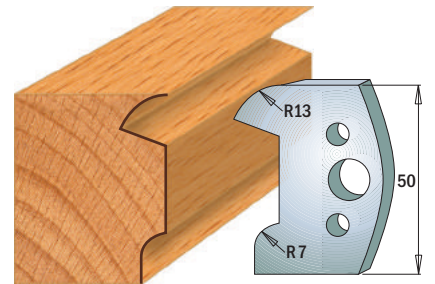
Pair of knives **690.515**
Pair of limiters **691.515**



Pair of knives **690.516**
Pair of limiters **691.516**



Pair of knives **690.517**
Pair of limiters **691.517**



Pair of knives **690.518**
Pair of limiters **691.518**

NOTE: all knives & limiters available only in pairs

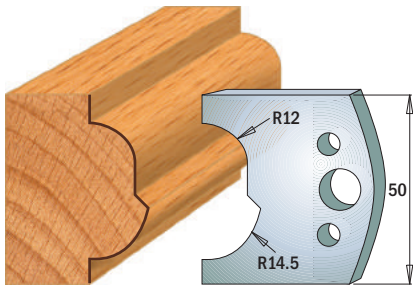
Drawings are 1:2 scale

Dimensions in mm.

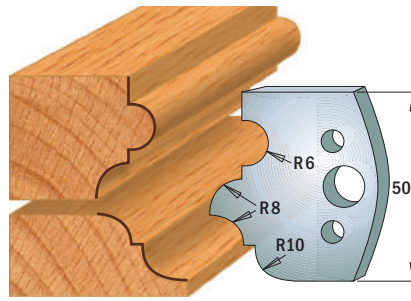
Profile Knives and Limiters

Cutting Length=50mm Thickness=4mm

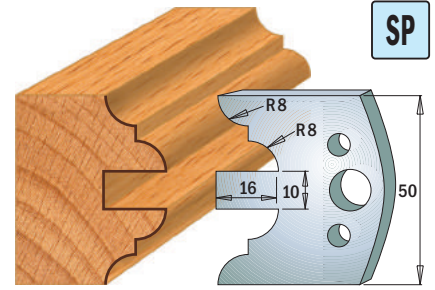
Pack Qty. 10



Pair of knives **690.519**
Pair of limiters **691.519**

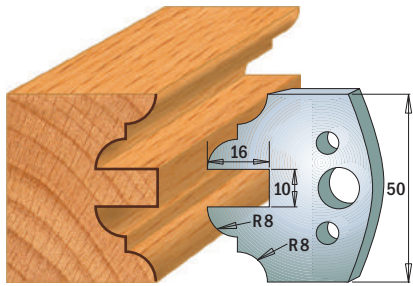


Pair of knives **690.520**
Pair of limiters **691.520**




Pair of knives **690.522**
Pair of limiters **691.522**

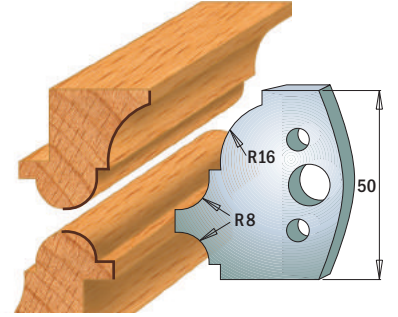
SP



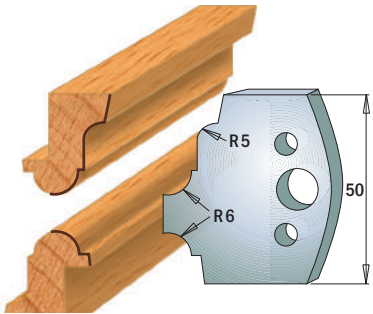
Pair of knives **690.523**
Pair of limiters **691.523**



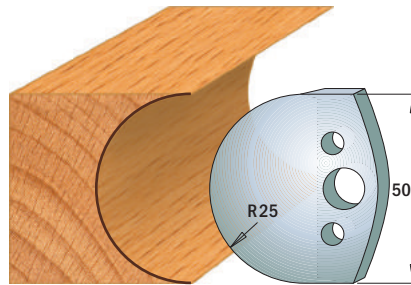
Pair of knives **690.524**
Pair of limiters **691.524**



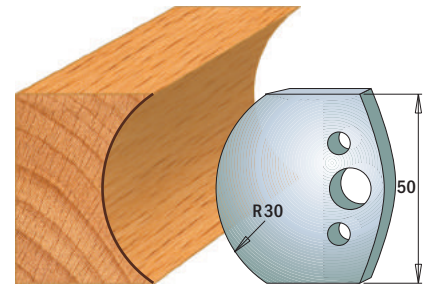
Pair of knives **690.541**
Pair of limiters **691.541**



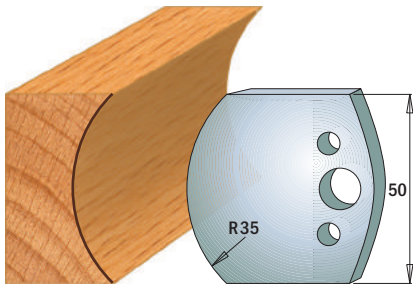
Pair of knives **690.542**
Pair of limiters **691.542**



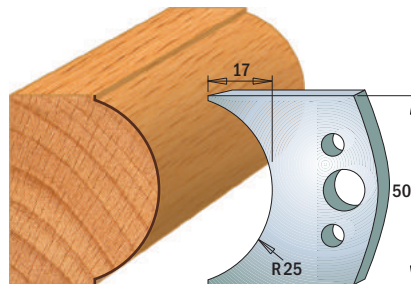
Pair of knives **690.543**
Pair of limiters **691.543**




Pair of knives **690.544**
Pair of limiters **691.544**




Pair of knives **690.545**
Pair of limiters **691.545**



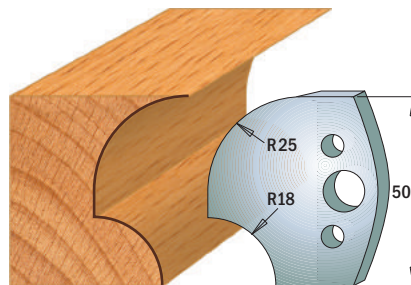
Pair of knives **690.546**
Pair of limiters **691.546**



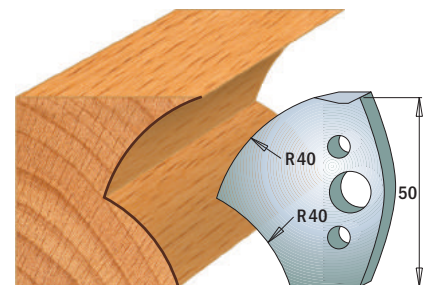
Pair of knives **690.547**
Pair of limiters **691.547**



Pair of knives **690.548**
Pair of limiters **691.548**



Pair of knives **690.549**
Pair of limiters **691.549**



Pair of knives **690.550**
Pair of limiters **691.550**

NOTE: all knives & limiters available only in pairs

Drawings are 1:2 scale

Dimensions in mm.

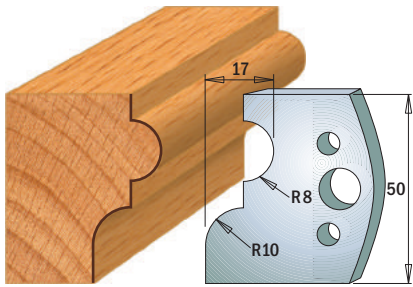
Profile Knives and Limiters

Cutting Length=50mm Thickness=4mm

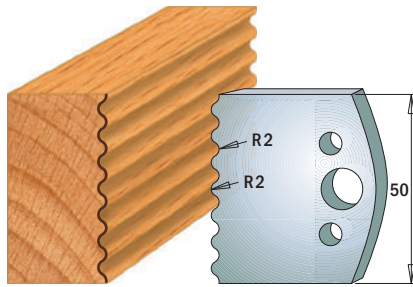
Pack Qty. 10



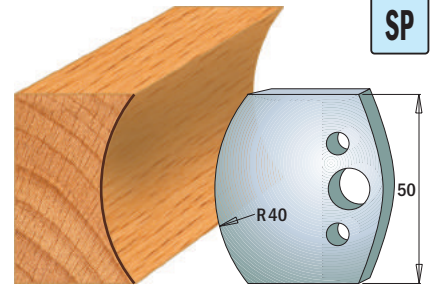
SP



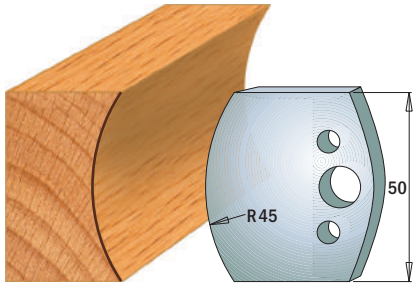
Pair of knives **690.551**
Pair of limiters **691.551**



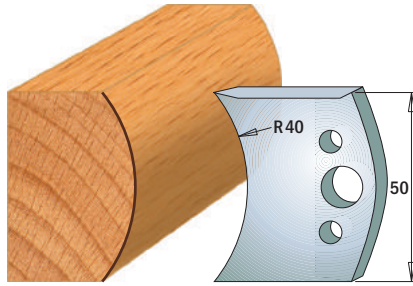
Pair of knives **690.552**
Pair of limiters **691.552**



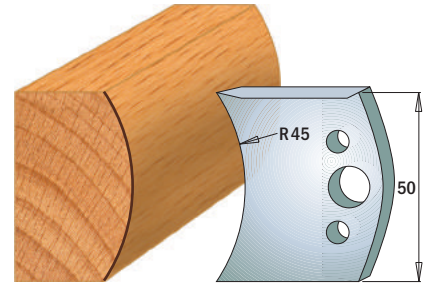
Pair of knives **690.553**
Pair of limiters **691.553**



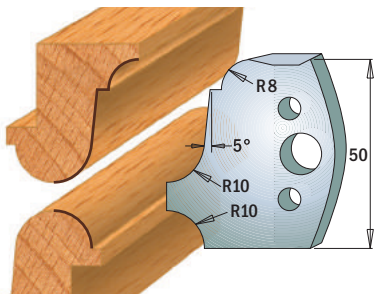
Pair of knives **690.554**
Pair of limiters **691.554**



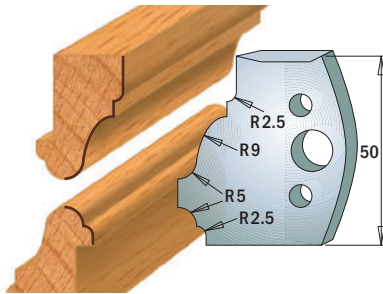
Pair of knives **690.555**
Pair of limiters **691.555**



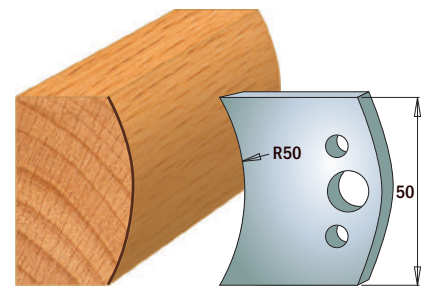
Pair of knives **690.556**
Pair of limiters **691.556**



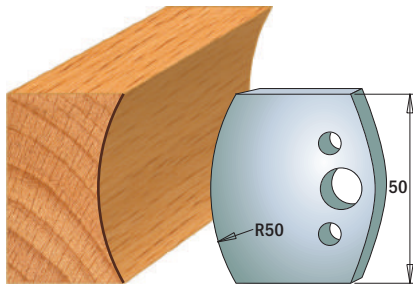
Pair of knives **690.557**
Pair of limiters **691.557**



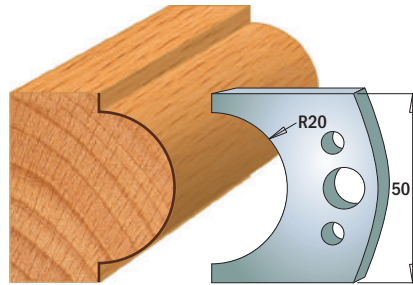
Pair of knives **690.558**
Pair of limiters **691.558**



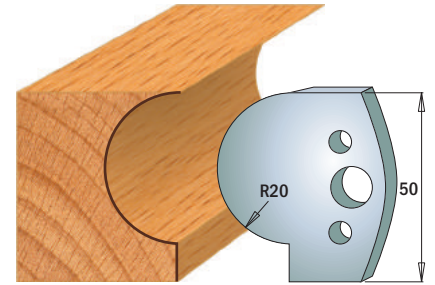
Pair of knives **690.559**
Pair of limiters **691.559**



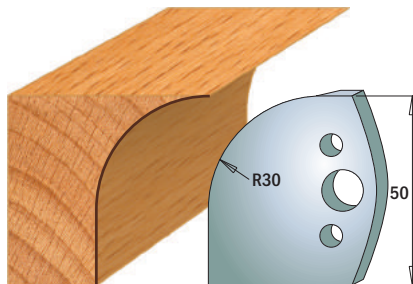
Pair of knives **690.560**
Pair of limiters **691.560**



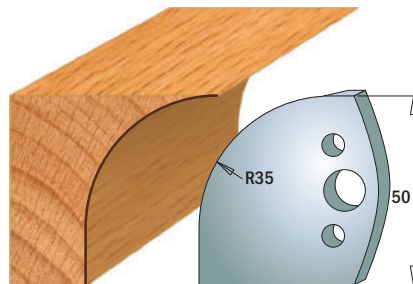
Pair of knives **690.561**
Pair of limiters **691.561**



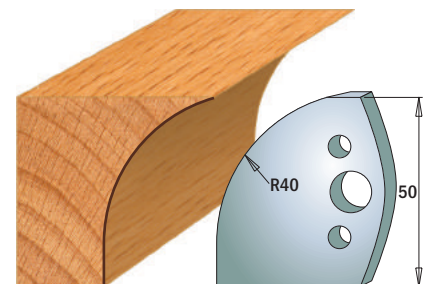
Pair of knives **690.562**
Pair of limiters **691.562**



Pair of knives **690.563**
Pair of limiters **691.563**



Pair of knives **690.564**
Pair of limiters **691.564**

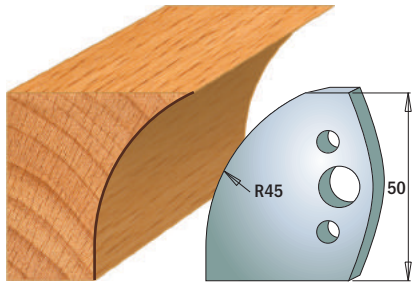


Pair of knives **690.565**
Pair of limiters **691.565**

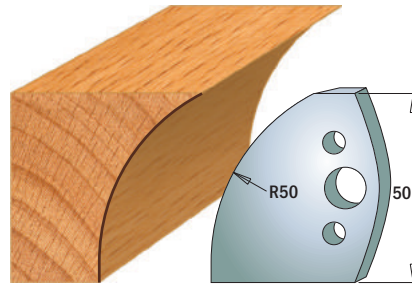
NOTE: all knives & limiters available only in pairs

Drawings are 1:2 scale

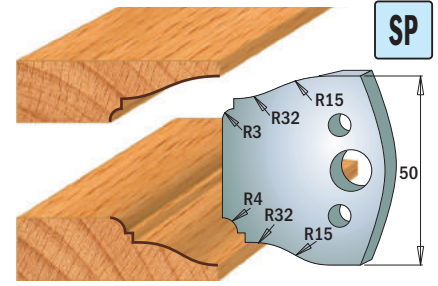
Dimensions in mm.



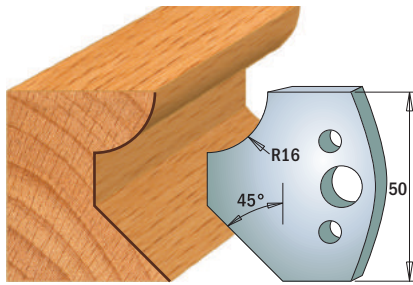
Pair of knives **690.566**
Pair of limiters **691.566**



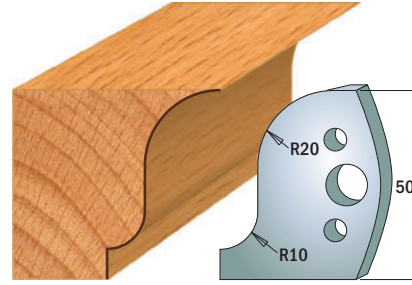
Pair of knives **690.567**
Pair of limiters **691.567**



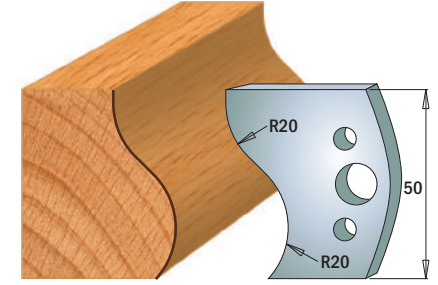
Pair of knives **690.568**
Pair of limiters **691.568**



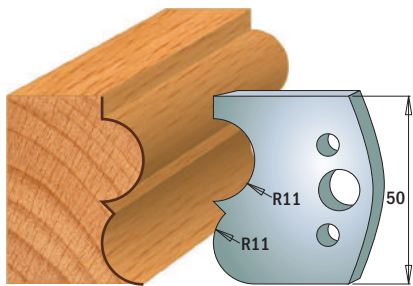
Pair of knives **690.569**
Pair of limiters **691.569**



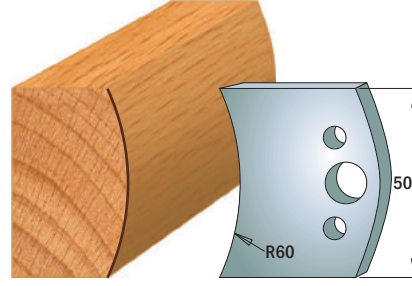
Pair of knives **690.570**
Pair of limiters **691.570**



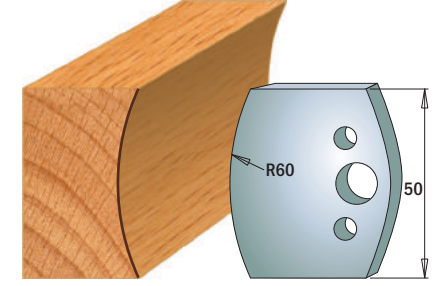
Pair of knives **690.571**
Pair of limiters **691.571**



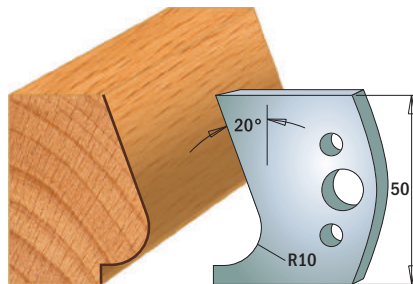
Pair of knives **690.572**
Pair of limiters **691.572**



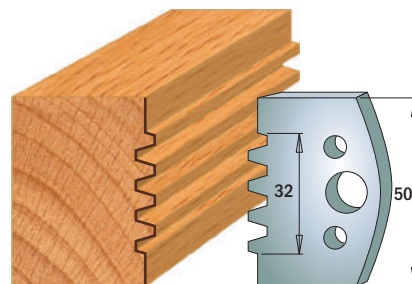
Pair of knives **690.573**
Pair of limiters **691.573**



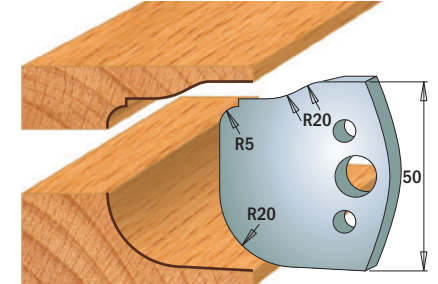
Pair of knives **690.574**
Pair of limiters **691.574**



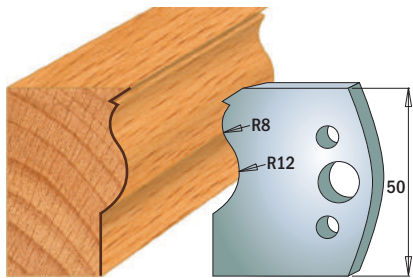
Pair of knives **690.575**
Pair of limiters **691.575**



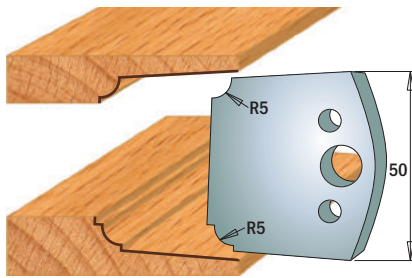
Pair of knives **690.576**
Pair of limiters **691.576**



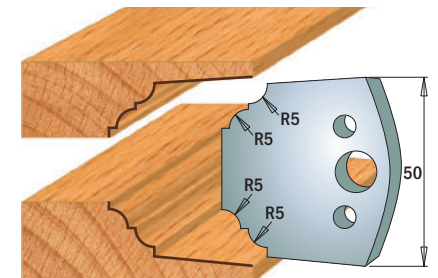
Pair of knives **690.577**
Pair of limiters **691.577**



Pair of knives **690.578**
Pair of limiters **691.578**



Pair of knives **690.579**
Pair of limiters **691.579**



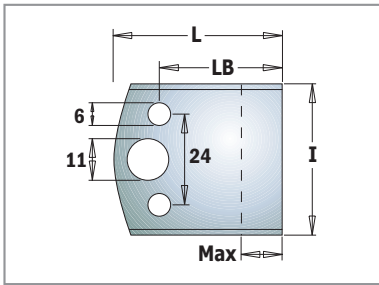
Pair of knives **690.580**
Pair of limiters **691.580**

NOTE: all knives & limiters available only in pairs

Drawings are 1:2 scale

Dimensions in mm.

Blank Knives & Limiters (to be sharpened)




690-691

SP HSS

DESCRIPTION	I mm	LB mm	L mm	Max mm	PACK QTY.	ORDER NO. SP	ORDER NO. HSS
Pair of knives	40	32,5	44,5	18	10	690.193	690.193H
Pair of knives	50	34	46	20	10	690.599	690.599H
Pair of limiters	38	16	28	2	10	691.190	
Pair of limiters	38	24	36	10	10	691.192	
Pair of limiters	38	32,5	44,5	18	10		691.193
Pair of limiters	48	34	46	20	10	691.599	

Pair of Bore Reducers




699

D mm	B mm	PACK QTY.	ORDER NO.	D mm	B mm	PACK QTY.	ORDER NO.
19,05	12,7	10	699.019.13	35	32	10	699.035.32
25,4	19,05	10	699.026.19	40	30	10	699.040.30
30	19,05	10	699.030.19	40	32	10	699.040.32
30	25,4	10	699.030.26	40	35	10	699.040.35
31,75	19,05	10	699.031.19	50	30	1	699.050.30
31,75	25,4	10	699.031.26	50	32	1	699.050.32
31,75	30	10	699.031.30	50	35	1	699.050.35
35	30	10	699.035.30	50	40	1	699.050.40
35	31,75	10	699.035.31				

For use only paired.

Chucks & "ER20" Collets for Spindle Moulder Machine



796

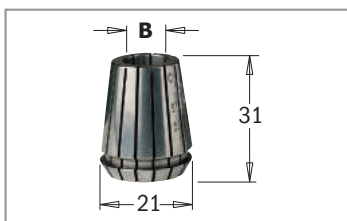
S mm	B mm	L mm	PACK QTY.	ORDER NO.
M12x1,75	3 ~ 12,7	43	10	796.122.00
M14x2	3 ~ 12,7	43	10	796.142.00
M16x2	3 ~ 12,7	43	10	796.162.00

Spare parts 992.483.03 M25x1,5mm clamping nut
991.483.00 "ER20" key

TECHNICAL DETAILS:
Super strength steel.
Precisely machined for accuracy.

Collet not included.

"ER20" Precision Collets for 796.122/142/162 Items

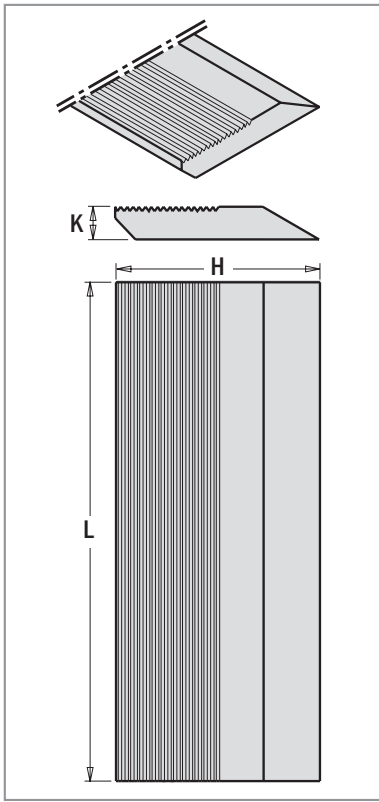


184

	B mm	PACK QTY.	ORDER NO.	B mm	PACK QTY.	ORDER NO.
NEW	2	10	184.020.20	8	10	184.080.20
	3	10	184.030.20	9	10	184.090.20
NEW	4	10	184.040.20	10	10	184.100.20
	5	10	184.050.20	11	10	184.110.20
	6	10	184.060.20	12	10	184.120.20
	6,35	10	184.064.20	12,7	10	184.127.20
NEW	7	10	184.070.20	13	10	184.130.20

HS Corrugated Back Moulder Knives

HSS



793

L mm	H mm	K mm	ORDER NO. pieces for each set	PACK Qty.	ORDER NO. HSS
40 x	50 x	8	4	1	793.040.50
40 x	60 x	8	4	1	793.040.60
40 x	70 x	8	4	1	793.040.70
60 x	50 x	8	4	1	793.060.50
60 x	60 x	8	4	1	793.060.60
60 x	70 x	8	4	1	793.060.70
80 x	50 x	8	4	1	793.080.50
80 x	60 x	8	4	1	793.080.60
80 x	70 x	8	4	1	793.080.70
100 x	50 x	8	4	1	793.100.50
100 x	60 x	8	4	1	793.100.60
100 x	70 x	8	4	1	793.100.70
120 x	50 x	8	4	1	793.120.50
120 x	60 x	8	4	1	793.120.60
120 x	70 x	8	4	1	793.120.70
130 x	60 x	8	4	1	793.130.60
130 x	70 x	8	4	1	793.130.70
650 x	40 x	8	4	1	793.650.40
650 x	50 x	8	4	1	793.650.50
650 x	60 x	8	4	1	793.650.60
650 x	70 x	8	4	1	793.650.70

REMARK: special dimensions available on request.

TECHNICAL DETAILS:

Corrugated back moulder knives for profile cutter heads with precise positioning, angle 60°, pitch 1,6mm.



IN QUADROPACK PACKAGING
4 KNIVES FOR EACH SET

MATERIAL	HSS
Dry softwood	●
Wet softwood	●
Dry hardwood	●
Wet hardwood	○

- Suitable
- Party suitable

Set of 2 Magnetic Knife Setting Jigs

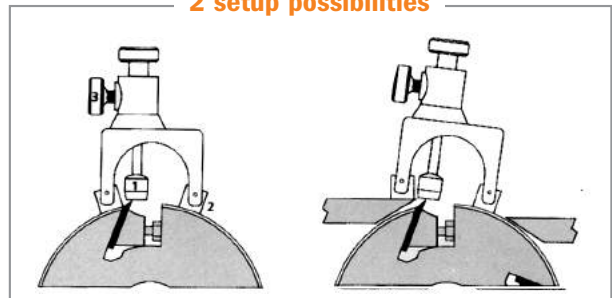


Insert your knives into the tool holders and align them perfectly with this set! Perfect micro adjustments on will guarantee excellent cutting performance!

1. MAGNETIC STOP
2. JOINTS WITH MAGNETIC CONNECTORS
3. LOCK SCREW

CMT792

2 setup possibilities

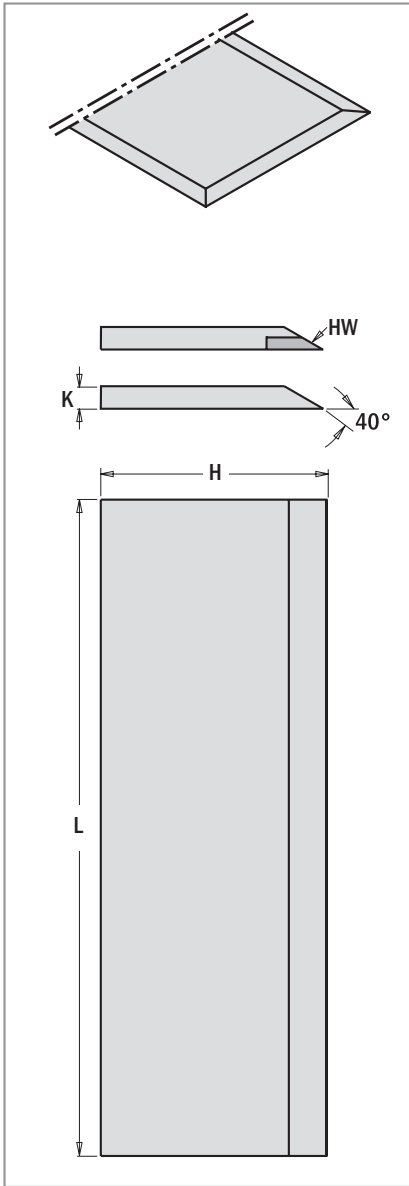


Positioning on the tool holder body with detection of the knife position.

Direct positioning on both the planer table and the tool holder body with detection of the knife position.

DESCRIPTION	PACK Qty.	ORDER NO.
Set of 2 magnetic knife setting jigs	25	CMT792

Supplied in a solid wooden box



IN QUADROPACK PACKAGING
2 KNIVES FOR EACH SET

792

L mm	H mm	K mm	KNIVES pieces for each set	PACK QTY.	ORDER NO. SP	ORDER NO. HSS	ORDER NO. HW
120 x 30 x 3			2	1		792.120.30	
130 x 30 x 3			2	1	792.131.30	792.130.30	792.132.30
150 x 30 x 3			2	1		792.150.30	
180 x 30 x 3			2	1	792.181.30	792.180.30	792.182.30
200 x 30 x 3			2	1	792.201.30	792.200.30	
210 x 30 x 3			2	1	792.211.30	792.210.30	
230 x 30 x 3			2	1	792.231.30	792.230.30	792.232.30
250 x 30 x 3			2	1	792.251.30	792.250.30	792.252.30
260 x 30 x 3			2	1	792.261.30	792.260.30	792.262.30
300 x 30 x 3			2	1	792.301.30	792.300.30	792.302.30
310 x 30 x 3			2	1	792.311.30	792.310.30	792.312.30
350 x 30 x 3			2	1	792.351.30	792.350.30	792.352.30
400 x 30 x 3			2	1	792.401.30	792.400.30	792.402.30
410 x 30 x 3			2	1	792.411.30	792.410.30	792.412.30
430 x 30 x 3			2	1	792.431.30	792.430.30	792.432.30
450 x 30 x 3			2	1	792.451.30	792.450.30	792.452.30
500 x 30 x 3			2	1	792.501.30	792.500.30	792.502.30
510 x 30 x 3			2	1	792.511.30	792.510.30	792.512.30
520 x 30 x 3			2	1	792.521.30	792.520.30	792.522.30
530 x 30 x 3			2	1	792.531.30	792.530.30	792.532.30
600 x 30 x 3			2	1	792.601.30	792.600.30	792.602.30
610 x 30 x 3			2	1	792.611.30	792.610.30	792.612.30
630 x 30 x 3			2	1	792.631.30	792.630.30	792.632.30
640 x 30 x 3			2	1		792.640.30	
710 x 30 x 3			2	1		792.710.30	
810 x 30 x 3			2	1	792.811.30	792.810.30	792.812.30
1050 x 30 x 3			2	1	792.998.30	792.997.30	792.999.30
300 x 35 x 3			2	1		792.300.35	
310 x 35 x 3			2	1	792.311.35		
350 x 35 x 3			2	1	792.351.35	792.350.35	
400 x 35 x 3			2	1	792.401.35	792.400.35	
410 x 35 x 3			2	1	792.411.35	792.410.35	
430 x 35 x 3			2	1		792.430.35	
450 x 35 x 3			2	1	792.451.35	792.450.35	
500 x 35 x 3			2	1	792.501.35	792.500.35	
510 x 35 x 3			2	1	792.511.35	792.510.35	
520 x 35 x 3			2	1	792.521.35	792.520.35	
530 x 35 x 3			2	1	792.531.35	792.530.35	
550 x 35 x 3			2	1	792.551.35	792.550.35	
600 x 35 x 3			2	1	792.601.35	792.600.35	
610 x 35 x 3			2	1	792.611.35	792.610.35	
630 x 35 x 3			2	1	792.631.35	792.630.35	
650 x 35 x 3			2	1	792.651.35	792.650.35	
710 x 35 x 3			2	1		792.710.35	
810 x 35 x 3			2	1	792.811.35	792.810.35	
820 x 35 x 3			2	1	792.821.35		
1050 x 35 x 3			2	1	792.998.35	792.997.35	

REMARK: special dimensions available on request.
The mirror finish on HW knives produces both razor sharp and extremely durable cutting edges.

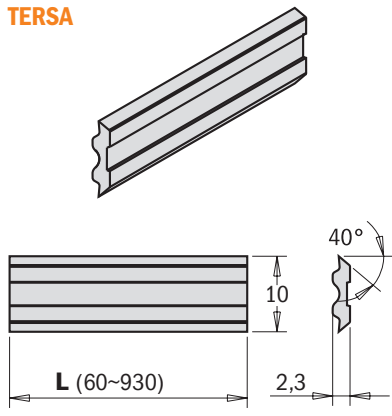


MATERIAL	SP	HSS	HW
Dry softwood	○	●	
Wet softwood	○	○	
Dry hardwood	○	●	●
Wet hardwood	○	●	○
Chipboard			○
MDF			○
Glulam		○	●
Solid surface			○

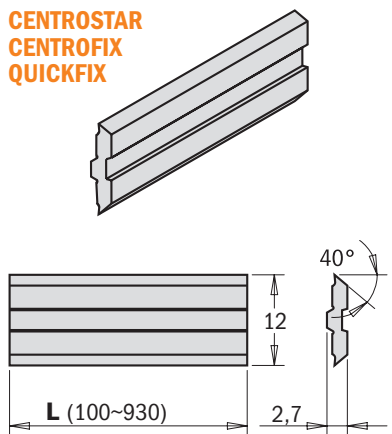
- Suitable
- Partly suitable



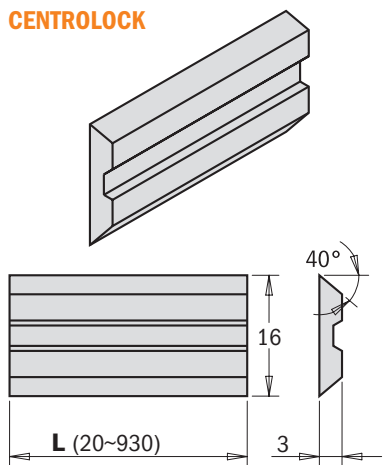
TERSA



**CENTROSTAR
CENTROFIX
QUICKFIX**



CENTROLOCK



2 KNIVES FOR EACH SET

795

TERSA				CENTROSTAR, CENTROFIX, QUICKFIX				CENTROLOCK			
L	H	K	ORDER NO.	L	H	K	ORDER NO.	L	H	K	ORDER NO.
mm	mm	mm		mm	mm	mm		mm	mm	mm	
80 x 10 x 2,3			795.080.10*					20 x 16 x 3			795.020.16*
100 x 10 x 2,3			795.100.10	100 x 12 x 2,7			795.100.12*	80 x 16 x 3			795.080.16*
110 x 10 x 2,3			795.110.10	110 x 12 x 2,7			795.110.12*				
120 x 10 x 2,3			795.120.10	120 x 12 x 2,7			795.120.12				
130 x 10 x 2,3			795.130.10	130 x 12 x 2,7			795.130.12	130 x 16 x 3			795.130.16
150 x 10 x 2,3			795.150.10	150 x 12 x 2,7			795.150.12	150 x 16 x 3			795.150.16
				160 x 12 x 2,7			795.160.12*				
170 x 10 x 2,3			795.170.10	170 x 12 x 2,7			795.170.12*	170 x 16 x 3			795.170.16
180 x 10 x 2,3			795.180.10	180 x 12 x 2,7			795.180.12	180 x 16 x 3			795.180.16
				190 x 12 x 2,7			795.190.12*	190 x 16 x 3			795.190.16
				200 x 12 x 2,7			795.200.12*				
210 x 10 x 2,3			795.210.10					210 x 16 x 3			795.210.16
				220 x 12 x 2,7			795.220.12*				
230 x 10 x 2,3			795.230.10	230 x 12 x 2,7			795.230.12	230 x 16 x 3			795.230.16
								235 x 16 x 3			795.235.16*
				240 x 12 x 2,7			795.240.12	240 x 16 x 3			795.240.16
250 x 10 x 2,3			795.250.10								
260 x 10 x 2,3			795.260.10					260 x 16 x 3			795.260.16
				270 x 12 x 2,7			795.270.12*	270 x 16 x 3			795.270.16
				280 x 12 x 2,7			795.280.12*				
300 x 10 x 2,3			795.300.10								
310 x 10 x 2,3			795.310.10	310 x 12 x 2,7			795.310.12	310 x 16 x 3			795.310.16
330 x 10 x 2,3			795.330.10*								
350 x 10 x 2,3			795.350.10	350 x 12 x 2,7			795.350.12*				
				360 x 12 x 2,7			795.360.12*				
400 x 10 x 2,3			795.400.10	400 x 12 x 2,7			795.400.12				
410 x 10 x 2,3			795.410.10	410 x 12 x 2,7			795.410.12				
420 x 10 x 2,3			795.420.10	420 x 12 x 2,7			795.420.12*				
430 x 10 x 2,3			795.430.10	430 x 12 x 2,7			795.430.12*				
450 x 10 x 2,3			795.450.10	450 x 12 x 2,7			795.450.12*				
500 x 10 x 2,3			795.500.10								
510 x 10 x 2,3			795.510.10	510 x 12 x 2,7			795.510.12				
520 x 10 x 2,3			795.520.10	520 x 12 x 2,7			795.520.12				
530 x 10 x 2,3			795.530.10	530 x 12 x 2,7			795.530.12*				
540 x 10 x 2,3			795.540.10								
610 x 10 x 2,3			795.610.10	610 x 12 x 2,7			795.610.12				
				620 x 12 x 2,7			795.620.12				
630 x 10 x 2,3			795.630.10	630 x 12 x 2,7			795.630.12				
635 x 10 x 2,3			795.635.10								
640 x 10 x 2,3			795.640.10	640 x 12 x 2,7			795.640.12				
650 x 10 x 2,3			795.650.10	650 x 12 x 2,7			795.650.12*				
710 x 10 x 2,3			795.710.10	710 x 12 x 2,7			795.710.12*				
				810 x 12 x 2,7			795.810.12*				
860 x 10 x 2,3			795.860.10*								
910 x 10 x 2,3			795.910.10*								
930 x 10 x 2,3			795.930.10	930 x 12 x 2,7			795.930.12*	930 x 16 x 3			795.930.16

*While supplies last

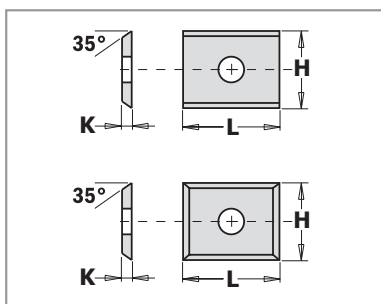
TECHNICAL DETAILS:

HPS® was specially developed for the woodworking industry. The Thyssen-Krupp heat treatment division developed a special heat treatment system in a modern vacuum oven which gives this steel its special attributes and renders it an outstanding alternative to HSS steel. The main advantages are:

- superb wear resistance
- maximum level of toughness
- resistance to softening
- easy to profile
- long lasting tested

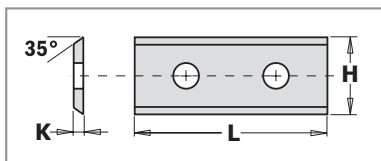
Test result: Wood=Oak, Spinadle speed=6000 rpm, feed=24 meter/min
 = Result HPS® 17500 meters.
 = Result HSS 10000 meters.

MATERIAL	GOOD	EXCELLENT
Dry Softwood		●
Wet Softwood		●
Dry Hardwood		●
Wet Hardwood		●
Exotic Hardwood	●	



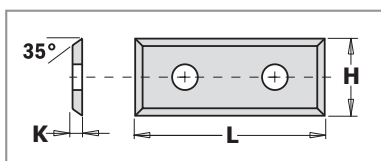
790 Standard Reversible Knives 2 Cutting Edges

L mm	H mm	K mm	A	ORDER NO. K1920	ORDER NO. K2250
7,5	12	1,5	35°	790.075.00	
7,65	12	1,5	35°	790.076.00	
9,6	12	1,5	35°	790.096.00	
15	12	1,5	35°	790.150.00	
19,5	12	1,5	4/35°	790.195.12	
20	12	1,5	35°	790.200.00	790.200.03



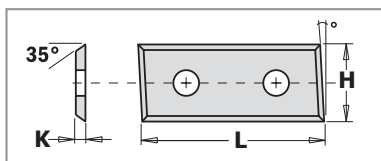
790 Standard Reversible Knives 2 Cutting Edges

L mm	H mm	K mm	A	ORDER NO. K1920	ORDER NO. K2250
24,7	12	1,5	35°	790.250.00	
30	12	1,5	35°	790.300.00	790.300.03
30	12	1,5	45°	790.300.20	
40	12	1,5	35°	790.400.00	790.400.03
50	12	1,5	35°	790.500.00	790.500.03
60	12	1,5	35°	790.600.00	790.600.03



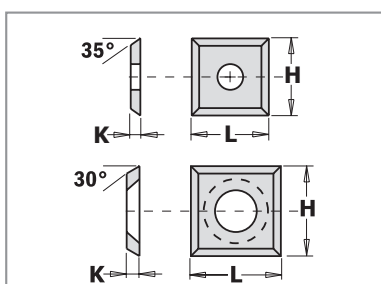
790 Standard Reversible Knives 4 Cutting Edges

L mm	H mm	K mm	A	ORDER NO. K1920	ORDER NO. K2250
29,5	9	1,5	35°	790.295.09	
29,5	12	1,5	35°	790.295.12	
39,5	9	1,5	35°	790.395.09	
39,5	12	1,5	35°	790.395.12	
49,5	9	1,5	35°	790.495.09	
49,5	12	1,5	35°	790.495.12	



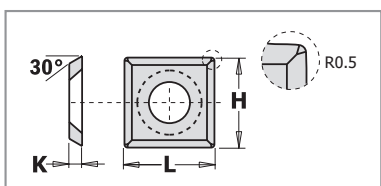
790 Standard Reversible Knives 4 Cutting Edges

L mm	H mm	K mm	A	ORDER NO. K1920	ORDER NO. K2250
28,3	12	1,5	35°	790.283.12	
48,3	12	1,5	35°	790.483.12	



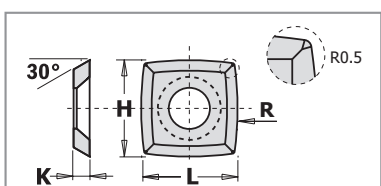
790 Standard Reversible Knives 4 Cutting Edges

L mm	H mm	K mm	A	ORDER NO. K1920	ORDER NO. K2250
12	12	1,5	35°	790.120.00	790.120.03
13,6	13,6	2	30°	790.136.00	
14	14	1,2	30°	790.140.10	
14	14	2	30°	790.140.00	790.140.03
14	14	2	45°	790.140.02	



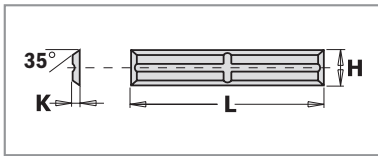
790 Standard Reversible Knives 4 Cutting Edges

L mm	H mm	K mm	A	ORDER NO. K1920	ORDER NO. K2250
12	12	1,5	30°	790.120.20	
14	14	2	30°	790.140.20	



790 Standard Reversible Knives 4 Cutting Edges

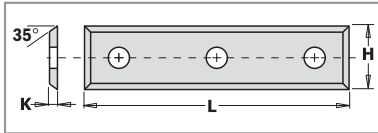
L mm	H mm	K mm	A	R mm	ORDER NO. K1920	ORDER NO. K2250
15	15	2,5	30°	115	790.152.12	
15	15	2,5	30°	150	790.152.22	



790 Standard Reversible Knives 4 Cutting Edges

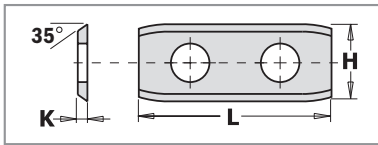


L mm	H mm	K mm	A	ORDER NO. K1920
20	4,1	1,1	35°	790.200.01
30	5,5	1,1	35°	790.300.01
50	5,5	1,1	35°	790.500.01



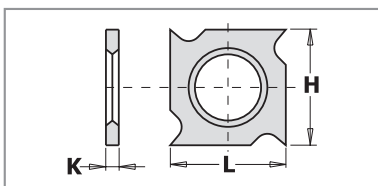
790 Standard Reversible Knives 4 Cutting Edges

L mm	H mm	K mm	A	ORDER NO. K1920
50	9	1,5	35°	790.500.09



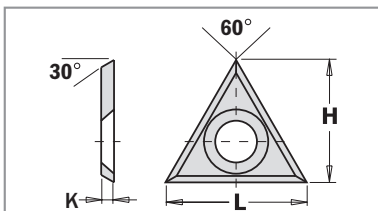
790 Standard Reversible Knives 2 Cutting Edges

L mm	H mm	K mm	A	B	ORDER NO. K1920
20	12	1,5	35°	1 bore	790.201.00
30	12	1,5	35°	2 bore	790.301.00
50	12	1,5	35°	2 bore	790.501.00



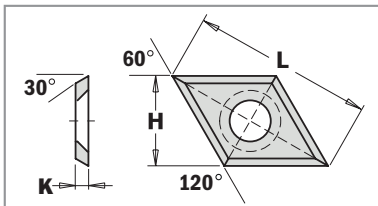
790 Standard Reversible Knives 4 Cutting Edges

L mm	H mm	K mm	ORDER NO. K1920
18	18	1,95	790.181.00
18	18	2,45	790.182.00



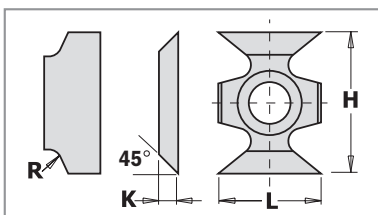
790 Standard Reversible Knives 30°

L mm	H mm	K mm	A	ORDER NO. K1920
22	19	2	30°	790.220.02



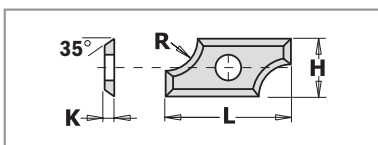
790 Standard Reversible Knives 2 Cutting Edges 30°

L mm	H mm	K mm	A	ORDER NO. K1920
28	14	2	30°	790.280.00



790 Edge Rounding/Chamfering Reversible Knives

L mm	H mm	K mm	R mm	A	ORDER NO. K1920
16	22	5	1,5		790.161.00
16	22	5	2		790.162.00
16	22	5	3		790.163.00
16	22	5		45°	790.160.00



790 Profiled Rounding Reversible Knives 4 Cutting Edges

L mm	H mm	K mm	R mm	A	ORDER NO. K1920
19,5	9	1,5	2	35°	790.020.00
19,5	9	1,5	3	35°	790.030.00
19,5	9	1,5	5	35°	790.050.00
24	12	1,5	6,4	35°	790.064.00
24	12	1,5	8	35°	790.080.00

MATERIAL	K1920	K2250
Softwood	★★★★★	
Hardwood	★★★★★	
Chipboard	★★★★★	★★★★★
MDF	★★★★★	★★★★★
HDF	★★★★★	★★★★★
Plastics	★★★	★★★★★
Solid Surface		★★★★★

- ★★★★★ Excellent
- ★★★★ Very Good
- ★★★ Good

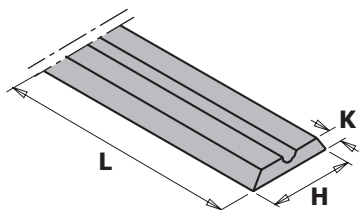
TECHNICAL DETAILS:

K1920 Hardness (HV10): 1.920 - Transverse rupture strength (N/mm²): 2.600
New chrome grade for universal cutting applications. Excellent resistance to corrosion, oxidation and mechanical wear. High efficiency, 20% longer lifetime compared to standard grade.

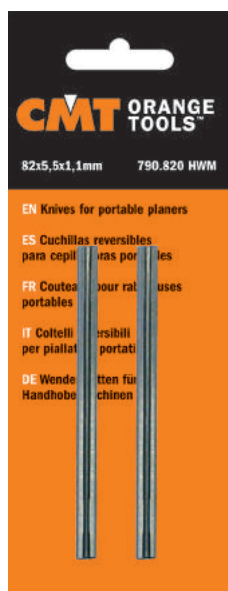
K2250 Hardness (HV10): 2.250 - Transverse rupture strength (N/mm²): 2.400
New nano-grain grade for maximum wear resistance. Higher efficiency due to improved tool lifetime. Improved toughness.

All knives are supplied in a 10 pc. case.
Minimum 10 piece or multiple of 10 piece order.





10-PCS. CASE (minimum order or multiple)



2-PCS. BLISTER CASE

(790.755/790.780/790.806/790.805/790.820)



2-PCS. BLISTER CASE

790

L mm	H mm	K mm	MACHINE	MODEL MACHINE	ORDER NO. 2-pcs. blister case	ORDER NO. 10-pcs. blister case
56,0	5,5	1,1	Adler			790.560.00
60,0	5,5	1,1	Wegoma			790.600.01
75,5	5,5	1,1	Aeg	HTH75	790.755	790.755.00
			Black & Decker	DN75, 750SR, 600K		
			Bosch	0590, P400, 1590,1591		
			Festool	REP75		
			Haffner	FH222		
			Holz-Her	2223, 2286, 2320		
			Kress	Jet-Star 6701, 6702		
			Mafell	HU75		
			Metabo	6375		
			Scheer	MH75/3, MH80		
			Skil	98H		
78,0	5,5	1,1	Virutex		790.780	790.780.00
80,5	5,9	1,2	Elu	MFF40, MFF80, MFF81, MFF81EK, PF161	790.806	790.805.00
80,5	5,5	1,1	Elu Aeg, Bosch Haffner	MFF80	790.805	790.805.01
82,0	5,5	1,1	Aeg	EH82, EH825, EH822, EH450, EH700, EH82-1, H500, H750, EH700R	790.820	790.820.00
			Black & Decker	DN76		
			Bosch	PHO 100/150, PHO 200/300 4387, PHO 2-82/3-82, Gustav, H00882		
			Casals	CE82		
			DeWalt	DW678, DW678EK, DW680		
			Elu	HH15, HH40, HH40K, HH40EK		
			Fein	HS2151		
			Felisatti	TP282		
			Haffner	FH224		
			Hitachi	F20, F20A, FP20A, P20V, P20SA		
			Holz-Her	2321, 2322		
			Legna	R82, G82		
			Mafell	EHU82, MHU82		
			Makita	1001, 1100, 1125B, 1900B, 1901, 1923B, 1923H, 1923HO		
			Metabo	4382, 8382, 0882, 0883, E0983		
			Peerles	HHB82B		
			Peugeot	RA400, 82RAC, RA82CS, BR82 BRA1-82, BRA3-82, RA1082CA		
			Ryobi	L1323-A		
			Skil	H92, H94, H95, H96, H97 1506, 1510		
			Stayer	980B		
92,0	5,5	1,2	Aeg	450		790.920.00
			Hitachi	F30A, FU30		
			Ryobi	L120N, L150N, L1205N, L1323		
102,0	5,5	1,1	Aeg	HB750, EH102, HBE800		790.992.00

L mm	H mm	K mm	MACHINE	MODEL MACHINE	ORDER NO. 2-pcs. HSS	ORDER NO. 2-pcs. HW
82,0	29	3	Bosch	GH020-82	790.821.50	790.821.10
			B&D	DN710, DB711		
			Makita	1900B, 1923B, 1100, 1901 1125		
			Ryobi	L-1323A, L-282		



TECHNICAL DETAILS:

- Order no. ISO: K40
- Hardness (HV10): 1.400
- Transverse rupture strength (N/mm²): 2.600

APPLICATION:

- Softwood Good
- Hardwood Suitable
- Plywood Suitable




ROUTER BITS & SETS

PRODUCTS	PAGE
Straight & Spiral Bits	142~151
Trimmer & Profiler Bits	152~163
Rebater Bits	164~166
Slotting & Grooving Bits	167~171
Jointing Bits	172~179
Dovetail Bits	180~182
Lettering, "V" Groove & Chamfer Bits	183~188
Drawer Pull & Radius Bits	189~192
Ovolo & Rounding Over Bits	192~194
Bead & Ogee Bits	195~203
Molding Bits	203~208
Panel Bits	209~214
Solid Surface Bits	215~221
Router Bit Sets	222~233



BUILDING THE WORLD'S FINEST CUTTING TOOLS

We built our foundations - and our reputation for high quality - on the craftsman-like manufacturing of boring bits and router bits. Times have changed and technology has completely altered the way things are done, and in this regard CMT is no exception. Our facilities have been newly renovated and our equipment today represents the most advanced technology available on the market, but we still make and will continue to make routers and boring bits with all the skill and care that we always have.



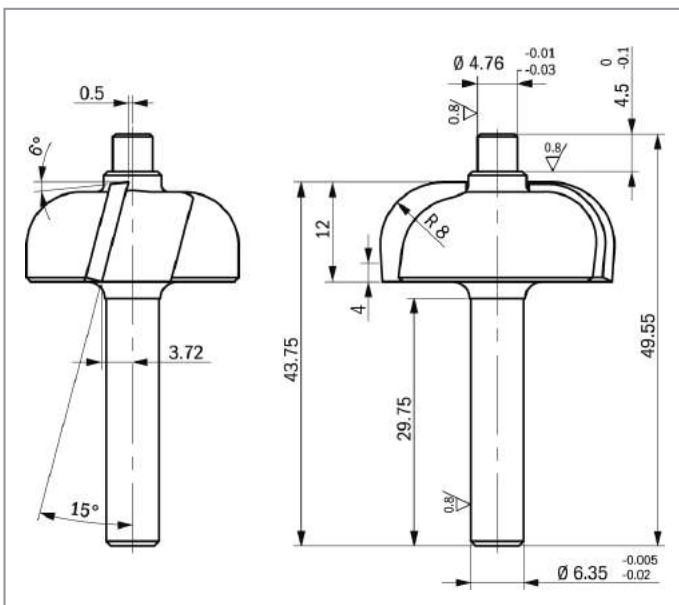
DESIGN

We engineer each tool with a purpose in mind. Years of developing high performance tools means that many of our top-selling tools are tried and true, the result of continuously perfecting each design, but we don't stop there. New materials, new profiles and new methods of working keep emerging. At CMT, we want to stay on the cutting edge of what's new in the industry so our technical department constantly evaluates current market developments and, by using state of the art software and years of experience, designs tools that are worthy of the CMT brand.

MATERIALS

Essentially, the main components of a router bit are just two: steel and carbide. If either of these is less than the best, the tool we make will show it. We've researched steel and carbide since the beginning, and found exactly what we were looking for:

Superior Steel. All our steel comes from right above the border, in Switzerland, where they use an exclusive hot drawing process to forge the solid bar stock we use to manufacture our router bit shanks and bodies. The result is steel that is superior in strength and exceptionally resistant to fatigue and abrasion.



High-Grade Tungsten Carbide. If steel is what gives our tools strength, carbide is what gives them intelligence. The capacity of the carbide tip to cut precisely and to last a long time is critical for the performance of any tool, so at CMT we use only premium micrograin carbide from Luxembourg to make the tips for our router bits.

MANUFACTURING

Turning, Milling and Cutting. Our biggest investment in recent years has been in upgrading production. Today, all machinery at CMT is fully automated. CNC machines run by specially trained operators who make sure that the shanks and bodies of our router bits and boring bits are accurate and perfectly balanced.



Heat Forged Steel Bodies for Large Diameter Bits. No router bits are exactly the same, sometimes not even in the way they are made. Certain bits require a few more steps than others, like heat forging the steel of larger diameter bits before turning it down into precise bit bodies. This extra step produces a radial grain orientation which gives large diameter bits extra strength and durability.

Brazing. We have pioneered the art of brazing. Not only does our unique custom-designed computerized brazing equipment help eliminate the inconsistencies found in old fashioned hand brazing, but our silver-copper-silver brazing 'sandwich' provides a tight bond between the steel and the carbide, with a shock absorbing effect to protect the carbide tips when cutting harder woods.

Specially Formulated Carbide for Specific Applications. You have to cut every kind material, so we make sure that our carbide tips can handle each individual job. This means specially formulating the carbide of each tool so that the compositions vary from being super hard (for tough cutting jobs like laminates) to being less hard (to absorb the impact when cutting large profiles) and everything in between.

Grinding and Sharpening. The final step in the production process is no different from the rest: sharpening and grinding are done to extreme precision on multi-axis CNC machines. Each bevel and angle is ground or sharpened to the micron, to produce a cutting edge that is both razor sharp yet extremely durable.



680°C in seconds - and the brazing is complete.

QUALITY CONTROL

In even the most carefully done task, there's always room for error. However at CMT, we take measures to prevent even this. We always manually check the quality of our tools at each step of the manufacturing process, and we still make test cuts with rail & stile bits to make sure the cut fits. However, now we also use a fully automatic measuring process that measures every dimension of the tool without actually coming into contact with it, to make sure that the tool measurements are accurate and that the profiles conform precisely to technical specifications. We also use this system to gauge the wear and tear on the CNC machines.



CMT's fully automatic measuring system.

WHAT'S THE SECRET TO FLAWLESS EDGE PROFILES WITH NO REWORK?

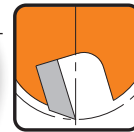
WOOD 1994
Magazine
Best Overall
ROUTER BITS

CMT Overall Rating **10!**
Top Performing Router Bits



MULTI-AXIS GRINDING
CREATES A 3X LONGER
LASTING MIRROR FINISH

Each cutting edge is precisely sharpened to the micron, in order to produce a cutting angle, which is razor sharp, yet extremely durable.



ANTI-KICKBACK DESIGN

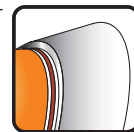
Controls depth of cut and minimizes the chance of kickback, reducing your risk of injury.



SINTERHIP
HI-DENSITY
INDUSTRIAL CHROME
CARBIDE

SINTERHIP HI-DENSITY
INDUSTRIAL CHROME
CARBIDE

New process called SinterHIP (Hot Isostatic Pressing), helps prevent material failure and increases cutting life.



TRI-METAL BRAZING

Our Silver-Copper-Silver brazing protects the carbide tip when cutting harder wood or wood composites and reduces the chance of failed welds.



NON-STICK
ORANGE
SHIELD
COATING

NON-STICK
ORANGE SHIELD
COATING[®]
Prevents bit from heating up, reduces pitch build-up, protects against corrosion and provides a longer bit life.



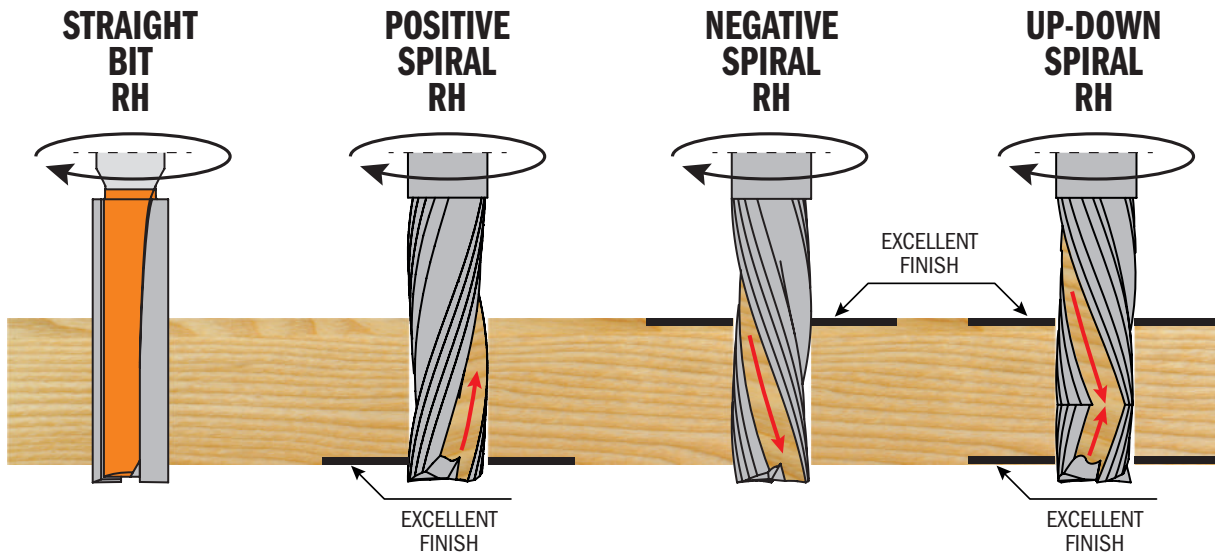
Deluxe packaging



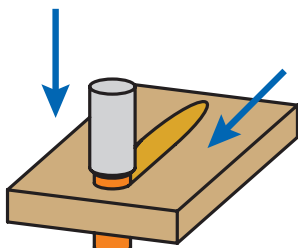
HQ
STEEL
SUPERIOR
HIGH-STRENGTH STEEL

We use high-quality, solid bar stock sourced from Switzerland, which provides exceptional resistance to fatigue and abrasion.

CUTTING EDGE TYPE

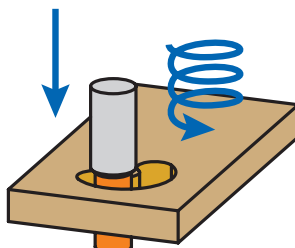


RECOMMENDED PLUNGING METHOD

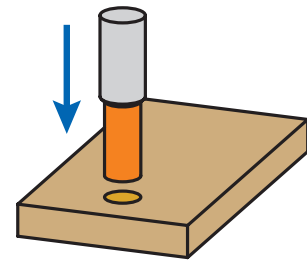


RAMP PLUNGING

These methods are recommended for sizing and grooving tools.



SPIRAL PLUNGING



AXIAL PLUNGING

Router bits with mainly negative cutting shear angles, negative spiral, and router bits without plunging cutter are not suitable for axial plunging!

PROBLEM SOLVING

PROBLEM

Bad finishing
Cutting edge wear
Cutting edge burns
Cutting edge debris
Vibrations
Cutter breakage

SOLUTIONS

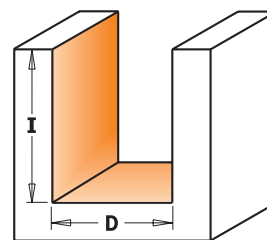
		INCREASE
	<ul style="list-style-type: none"> Cutting depth Vibrations 	<ul style="list-style-type: none"> Rotation speed Dust extraction Number of cutting edges Clamping cutter/chuck
	<ul style="list-style-type: none"> Rotation speed Vibrations 	<ul style="list-style-type: none"> Feed speed
	<ul style="list-style-type: none"> Rotation speed Number of cutting-edges 	<ul style="list-style-type: none"> Feed speed
	<ul style="list-style-type: none"> Cutting depth 	<ul style="list-style-type: none"> Rotation speed Feed speed Dust extraction
	<ul style="list-style-type: none"> Rotation speed Cutting depth 	<ul style="list-style-type: none"> Machine stability Workpiece stability
	<ul style="list-style-type: none"> Feed speed Cutting depth Vibrations 	<ul style="list-style-type: none"> Shank diameter Collet clamping Change tool material (solid carbide or Densimet®)
	DECREASE	

Solid Carbide Spiral Bits





Due to their spiral cutting edge which stays in continuous contact with the workpiece, these bits give a smooth, chatter-free cutting action, unlike conventional bits which have intermittent contact with the workpiece. Unsurpassed for cleaner cuts in ordinary or difficult materials, softwood, hardwood, plywood, composites etc. This new range of spiral bits with 6 - 8 - 12mm and 6,35 - 12,7mm shanks allow them to be used with a CNC router and hand-routers.

Test check yourself the extraordinary quality-price ratio of these bits!


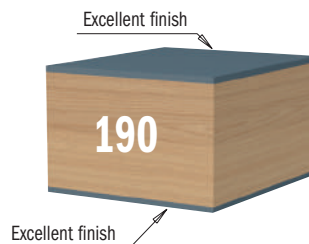


Drawing is 1:1 scale



190 Upcut & Downcut Spiral


D mm	I mm	I ₁ Pos. mm	L mm	Z	PACK QTY.	ORDER NO. S=Ø8mm	ORDER NO. S=Ø9,52mm	ORDER NO. S=Ø10mm	ORDER NO. S=Ø12mm	ORDER NO. S=Ø12,7mm
8	32	7	80	2+2	10	190.080.11				
9,52	28,6	7	76,2	2+2	10		190.504.11			
10	32	7	80	2+2	10			190.100.11		
10	42	7	90	2+2	10			190.101.11		
12	42	7	90	2+2	10				190.120.11	
12	52	7	100	2+2	10				190.121.11	
12,7	25,4	16	76,2	2+2	10					190.505.11
12,7	28,6	16	76,2	2+2	10					190.506.11
12,7	34,9	16	88,9	2+2	10					190.507.11
12,7	41,3	16	101,6	2+2	10					190.508.11
Up & Downcut Mortising Bits										
9,52	22,2	4,8	76,2	2+2	10		190.513.11			
9,52	25,4	5,2	76,2	3+3	10		190.813.11			
12	25,4	5,2	83	3+3	10				190.320.11	
12,7	22,2	5,2	76,2	2+2	10					190.515.11
12,7	34,9	5,2	88,9	2+2	10					190.517.11



198 Upcut



D mm	I mm	L mm	PACK QTY.	ORDER NO. S=Ø6mm	ORDER NO. S=Ø6,35mm	ORDER NO. S=Ø8mm	ORDER NO. S=Ø12mm
3,18	12,7	50,8	10		198.001.11		
4,76	15,87	50,8	10		198.005.11		
6	22	60	10	198.060.11			
6,35	19,05	50,8	10		198.007.11		
6,35	25,4	63,5	10		198.008.11		
8	22	70	10			198.080.11	
8	32	80	10			198.081.11	
12	32	83	10				198.120.11





191 Upcut Spiral

D mm	I mm	L mm	PACK Qty.	ORDER NO. S=Ø6mm	ORDER NO. S=Ø6,35mm	ORDER NO. S=Ø8mm	ORDER NO. S=Ø12mm	ORDER NO. S=Ø12,7mm
3	12	60	10	191.630.11		191.830.11		
3,18	12,7	50,8	10		191.001.11			
3,5	12	60	10	191.635.11				
3,97	12,7	50,8	10		191.003.11			
4	15	60	10	191.640.11		191.840.11		
4,76	19,05	50,8	10		191.005.11			
5	17	60	10	191.650.11		191.850.11		
6	27	70	10	191.060.11		191.860.11		
6,35	19,05	50,8	10		191.007.11			
6,35	25,4	63,5	10		191.008.11			
7	32	80	10			191.870.11		
7,94	25,4	76,2	10					191.501.11
8	22	70	10			191.080.11		
8	32	80	10			191.081.11		
8	42	90	10			191.082.11		
9	32	83	10				191.890.11	
9,53	31,75	76,2	10					191.503.11
10	32	80	10			191.800.11		
10	32	83	10				191.900.11	
10	42	90	10				191.901.11	
12	35	83	10			191.820.11	191.120.11	
12	42	90	10				191.121.11	
12	52	100	10				191.122.11	
12,7	31,75	76,2	10					191.505.11
12,7	38,1	88,9	10					191.506.11
12,7	50,8	101,6	10					191.507.11



Excellent finish

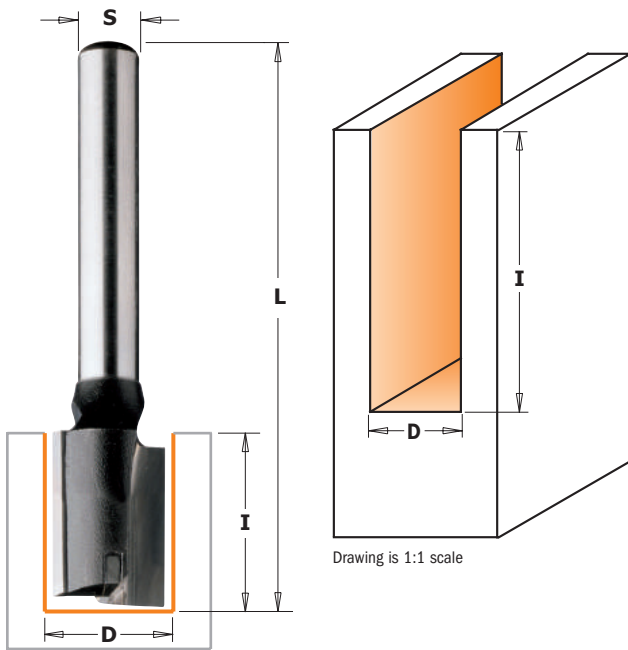


192 Downcut Spiral

D mm	I mm	L mm	PACK Qty.	ORDER NO. S=Ø6mm	ORDER NO. S=Ø6,35mm	ORDER NO. S=Ø8mm	ORDER NO. S=Ø12mm	ORDER NO. S=Ø12,7mm
3	12	60	10	192.630.11		192.830.11		
3,18	12,7	50,8	10		192.001.11			
3,97	12,7	50,8	10		192.003.11			
4	15	60	10	192.640.11		192.840.11		
4,76	19,05	50,8	10		192.005.11			
5	17	60	10	192.650.11		192.850.11		
6	27	70	10	192.060.11		192.860.11		
6,35	19,05	50,8	10		192.007.11			
6,35	25,4	63,5	10		192.008.11			
7,94	25,4	76,2	10					192.501.11
8	22	70	10			192.080.11		
8	32	80	10			192.081.11		
8	42	90	10			192.082.11		
9,53	31,75	76,2	10					192.503.11
10	32	80	10			192.800.11		
10	32	83	10				192.900.11	
12	35	83	10			192.820.11	192.120.11	
12,7	31,75	76,2	10					192.505.11
12,7	38,1	88,9	10					192.506.11
12,7	50,8	101,6	10					192.507.11



Excellent finish



174-177

These industrial straight bits are made from stainless steel specifically created to withstand rigorous work on router machines and CNC routers.

The cutting edge allows you to execute any kind of plunge drilling and trimming jobs on soft or hardwood, wood composites and plastic or laminated materials.

APPLICATION: used for drilling, grooving or jointing solid wood and wood composites. Can be used on machining centres, CNC routers and hand-held routers equipped with chucks or adaptors.

Plunge Centre Tip

This particular kind of cutting edge guarantees long-lasting performance during plunging operations.



177

D mm	I mm	L mm	PACK QTY.	ORDER NO. S=Ø12mm
10	35	90	10	177.100.11
12	35	90	10	177.120.11
12	50	100	10	177.121.11
14	35	90	10	177.140.11
16	35	90	10	177.160.11
16	60	110	10	177.161.11
18	35	90	10	177.180.11
18	60	110	10	177.181.11
20	35	90	10	177.200.11
22	35	90	10	177.220.11
24	35	90	10	177.240.11
25	35	90	10	177.250.11
26	35	90	10	177.260.11
28	35	90	10	177.280.11
30	35	90	10	177.300.11
35	35	90	10	177.350.11

174

• HWM

D mm	I mm	L mm	PACK QTY.	ORDER NO. S=Ø8mm
• 3	10	55	10	174.030.11
• 4	10	55	10	174.040.11
• 5	12	55	10	174.050.11
• 6	14	55	10	174.060.11
• 7	20	55	10	174.070.11
8	20	55	10	174.080.11
8	30	70	10	174.081.11
8	40	90	10	174.082.11
9	20	55	10	174.090.11
10	20	60	10	174.100.11
10	30	70	10	174.102.11
10	40	90	10	174.101.11
11	20	60	10	174.110.11
12	20	60	10	174.120.11
12	30	70	10	174.122.11
12	40	90	10	174.121.11
13	20	60	10	174.130.11
14	20	60	10	174.140.11
14	30	70	10	174.142.11
14	40	90	10	174.141.11
15	20	60	10	174.150.11
16	20	70	10	174.160.11
16	30	70	10	174.162.11
16	40	90	10	174.161.11
18	20	70	10	174.180.11
18	30	70	10	174.181.11
18	40	80	10	174.182.11
19	20	70	10	174.190.11
20	20	70	10	174.200.11
20	30	70	10	174.201.11
20	40	90	10	174.202.11
22	20	70	10	174.220.11
22	30	70	10	174.221.11
22	40	90	10	174.222.11
23,5	20	70	10	174.235.11
24	20	70	10	174.240.11
24	30	70	10	174.241.11
24	40	90	10	174.242.11
25	20	70	10	174.250.11
26	20	70	10	174.260.11
26	30	70	10	174.261.11
28	20	70	10	174.280.11
28	30	70	10	174.281.11
29	20	70	10	174.290.11
30	20	70	10	174.300.11

NEW

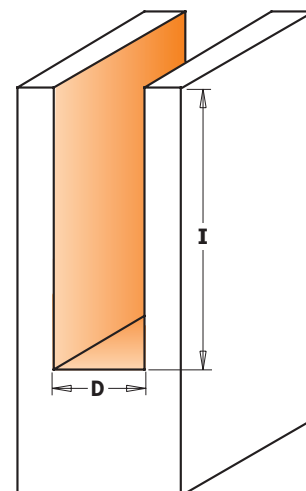


7/8/912

SAFETY PRECAUTIONS: never use damaged or worn bits. Always work at the recommended proper feed rate without forcing the bit. Pay particular attention when making the initial cut with a small diameter bit. For best results when working with small diameter bits, make the cut in more than one pass.

HWM HW Z2 RH

The sharpened cutting edge on 9mm diameter bits or larger are perfect for short plunging operations.



Drawing is 1:1 scale



Masterpack

• HWM

D mm	I mm	L mm	PACK Qty.	ORDER NO. S=Ø6mm	ORDER NO. S=Ø6,35mm	ORDER NO. S=Ø8mm	ORDER NO. S=Ø12mm	ORDER NO. S=Ø12,7mm
• 3	11	60	10	712.030.11				
• 3,2	12,7	50,8	10		812.032.11			
• 4	12	60	10	712.040.11				
• 5	18	60	10	712.050.11				
• 6	25,4	60	10	712.060.11	812.060.11	912.060.11		
• 6,35	25,4	60	10		812.064.11			
• 8	31,7	60	10	712.080.11	812.080.11	912.080.11		
• 8	31,7	75	10				912.580.11	
9	31,7	75	10				912.590.11	
9,5	31,7	63,5	10		812.095.11			
9,5	31,7	73	10					812.595.11
10	31,7	60	10	712.100.11	812.100.11	912.100.11		
10	31,7	70	10					812.600.11
10	31,7	74	10				912.600.11	
11,1	31,7	82,5	10					812.611.11
12	31,7	60	10	712.120.11	812.120.11	912.120.11		
12	31,7	70	10					812.620.11
12	38,1	95	10				912.621.11	812.621.11
12	50,8	108	10				912.622.11	
12*	70	110	10				912.623.11	
12,7	31,7	70	10		812.127.11	912.127.11		
12,7	38,1	95	10					812.627.11
12,7	50,8	108	10					812.628.11
12,7	63,5	111	10					812.629.11
14	31,7	60	10	712.140.11	812.140.11	912.140.11		
14	31,7	70	10				912.640.11	
15	31,7	66	10	712.150.11	812.150.11	912.150.11		
15	31,7	70	10				912.650.11	
15,8	31,7	70	10		812.158.11			
16	31,7	66	10	712.160.11	812.160.11	912.160.11		
16	31,7	70	10				912.660.11	812.660.11
18	38,1	80	10				912.681.11	
19	38,1	82,5	10				912.690.11	812.690.11
19	50,8	92	10				912.691.11	812.691.11
20	38,1	80	10				912.701.11	
22	38,1	80	10				912.721.11	
10 pc. masterpack								
6,35	25,4	60						812.064.11-X10
12,7	50,8	108						812.628.11-X10

* Z2+1 Warning. Long cutting edges. Carefully make several shallow passes to prevent damaging the tool. The warranty does not cover improper use of the tool.

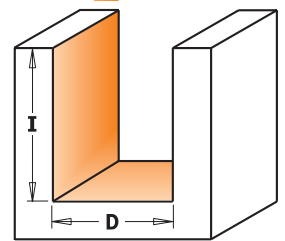
Straight Bits

7/8/911

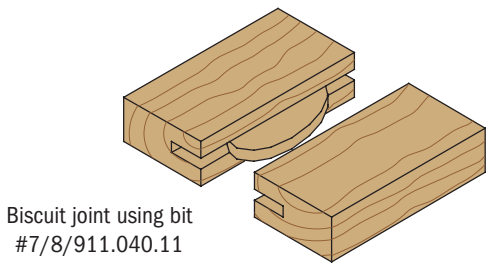


If you are looking to get the most out of your time and money through more efficient production, but want nothing less than a beautiful clean edge on your finished piece, then you definitely must include CMT straight bits in your collection. These razor-sharp, double-faced cutters perfectly synthesize the characteristics and advantages that define quality CMT products. Made of special Fatigue Proof[®] steel and micro-grain carbide, our straight bits can withstand even the heaviest work load and still give you a smooth, precise cut every time. You also get exceptional chip ejection to allow cleaner and more constant cutting. The surface of all CMT bits is protected with our trademark orange non-stick PTFE coating to help keep the bit from collecting resin, pitch and other residue. Every bit is subject to strict quality tests to guarantee perfect cutting tolerance, balance and concentricity. CMT bits allow production on an industrial scale using a variety of plywood, composites and natural woods. CMT produces 91 types of straight bits in a wide range of diameters so you can find exactly what you want.


The sharpened cutting edge is perfect for short plunging operations.



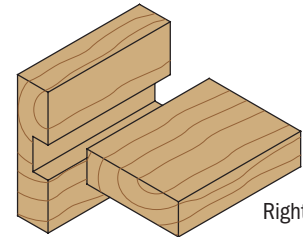
Drawing is 1:1 scale



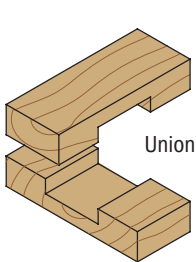
Biscuit joint using bit #7/8/911.040.11



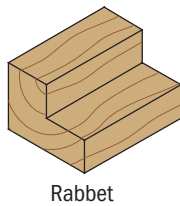
Tongue and groove joint



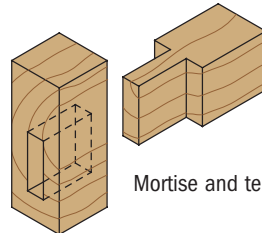
Right-angle joint



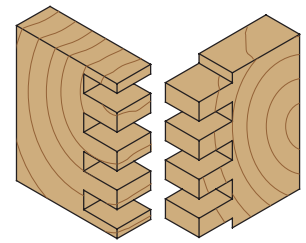
Union



Rabbet



Mortise and tenon



Box joint

Plywood Groove Set

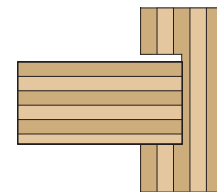
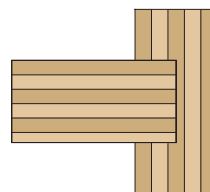
811



These groove bits are specifically designed to rout grooves and dadoes for joints in plywood. This means they match the true thickness of the material, producing tight, accurate joints. Use our 18.2mm bit for 19mm plywood, 12.3mm bit for 12.7mm plywood and our 6mm bit for 6.35mm plywood. No gaps. No sloppy joints. No worries! These money-saving 3-bit sets are available with 12.7mm or 6.35mm shanks.

Example shown in 12,7mm thick plywood

This joint is made with the CMT 12,3mm straight bit for 12,7mm plywood. Notice the precise fit - no gaps.



This joint is made with a regular 12,7mm straight bit for 12,7mm plywood. Notice the extra space and ill fitting joint.

DESCRIPTION	PACK QTY.	ORDER NO. S=Ø6,35mm	ORDER NO. S=Ø12,7mm
Plywood Groove Set (Ø6 - Ø12,3 - Ø18,2mm)	5	811.001.11	811.501.11

Straight Bits, Short Series



D mm	I mm	L mm	PACK Qty.	ORDER NO. S=Ø6mm	ORDER NO. S=Ø6,35mm	ORDER NO. S=Ø8mm	ORDER NO. S=Ø12mm	ORDER NO. S=Ø12,7mm
• 2*	4	45	10	711.020.11	811.020.11			
• 3	8	45	10	711.030.11	811.030.11			
• 3	8	50	10			911.030.11		
• 3	8	58,3	10				911.530.11	
• 3,2	9,5	45	10		811.032.11			
• 4	10	58,3	10				911.540.11	
• 4	10	45	10	711.040.11	811.040.11			
• 4	10	50	10			911.040.11		
• 4,75	12,7	50,8	10		811.047.11			
• 5	12	50	10	711.050.11	811.050.11	911.050.11		
• 5	12	58,3	10				911.550.11	
• 6	16	50	10	711.060.11	811.060.11	911.060.11		
• 6	19	63,5	10				911.560.11	811.560.11
• 6,35	19	50,8	10		811.064.11			
• 6,35	19	57,2	10		811.065.11			
• 6,35	19	63,5	10					811.564.11
• 7	18	49	10	711.070.11	811.070.11	911.070.11		
• 7	18	63,5	10				911.570.11	
• 7,6	20	50	10			911.076.11		
• 8	20	50	10	711.080.11	811.080.11	911.080.11		
• 8	25,4	70	10		811.081.11			
• 8	25,4	70	10					811.581.11
9	20	48	10	711.090.11		911.090.11		
9,5	19	50,8	10		811.095.11			
9,5	25,4	63,5	10		811.096.11			
9,5	25,4	66,7	10					811.595.11
10	20	48	10	711.100.11	811.100.11	911.100.11		
10	25,4	63,5	10					811.600.11
11	20	48	10	711.110.11		911.110.11		
12	20	50	10	711.120.11	811.120.11	911.120.11		
12	25,4	63,5	10				911.620.11	811.620.11
12,3	25,4	57,2	10		811.123.11			
12,3	25,4	63,5	10					811.623.11
12,7	19	57,2	10		811.127.11			
12,7	25,4	66,7	10					811.627.11
12,7	31,7	82,5	10					811.628.11
13	20	57	10	711.130.11		911.130.11		
14	20	50	10	711.140.11	811.140.11	911.140.11		
14,2	14,2	57,2	10		811.142.11			
15	20	57,2	10	711.150.11	811.150.11	911.150.11		
15,8	19	66,7	10		811.158.11			
15,8	25,4	63,5	10					811.660.11
16	20	57,2	10	711.160.11	811.160.11	911.160.11		
16	25,4	63,5	10					811.661.11
17	20	50	10	711.170.11				
18	20	50	10	711.180.11	811.180.11	911.180.11		
18,2	25,4	57,2	10		811.182.11			
18,2	25,4	63,5	10					811.682.11
19	20	57,2	10	711.190.11	811.191.11	911.190.11		
19	25,4	63,5	10					811.690.11
19,85	25,4	59	10					811.700.11
20	20	50	10	711.200.11	811.200.11	911.200.11		
22	20	57,2	10	711.220.11	811.220.11	911.220.11		
24	20	50	10	711.240.11		911.240.11		
25	20	50	10	711.250.11		911.250.11		
25,4	19	50,8	10		811.254.11			
25,4	31,7	76,2	10					811.754.11
28,5	31,7	76,2	10					811.785.11

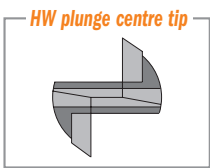
10 pc. masterpack

9,5	25,4	63,5						811.096.11-X10
-----	------	------	--	--	--	--	--	-----------------------

• HWM
* Z1



Masterpack





TECHNICAL DETAILS:

- Super strength steel
- 2 HW alternating precision ground cutting edges [Z2+1]

APPLICATION: ideal for cutting openings for electrical boxes and similar operations in solid wood, wood composites, plastics and laminates. Can be used on machining centres, CNC routers and hand-held routers equipped with chucks or adaptors.

170-171-180-181


D mm	I mm	L mm	PACK QTY.	ORDER NO. S=M12x1
6	18	60	1	170.060.11
8	23	60	1	170.080.11
10	23	60	1	170.100.11
11	23	60	1	170.110.11
12	23	60	1	170.120.11
14	23	60	1	170.140.11
15	25	60	1	170.150.11
16	25	60	1	170.160.11
18	25	60	1	170.180.11
20	25	60	1	170.200.11
22	25	60	1	170.220.11
24	25	60	1	170.240.11
25	25	60	1	170.250.11
26	25	60	1	170.260.11
28	25	60	1	170.280.11
30	25	60	1	170.300.11
35	25	60	1	170.350.11
8	35	67	1	171.080.11
10	35	67	1	171.100.11
12	35	67	1	171.120.11
14	35	67	1	171.140.11
16	35	67	1	171.160.11
18	35	67	1	171.180.11
20	35	67	1	171.200.11
22	35	67	1	171.220.11
12	45	77	1	180.120.11
16	45	77	1	180.160.11
18	45	77	1	180.180.11
20	45	77	1	180.200.11
16	60	92	1	181.160.11
20	60	92	1	181.200.11



173-182



D mm	I mm	L mm	PACK QTY.	ORDER NO. S=M10
6	14	50	1	173.060.11
8	20	52	1	173.080.11
10	22	52	1	173.100.11
12	22	52	1	173.120.11
14	25	52	1	173.140.11
15	25	52	1	173.150.11
16	25	52	1	173.160.11
18	25	52	1	173.180.11
20	25	52	1	173.200.11
22	25	52	1	173.220.11
25	25	52	1	173.250.11
30	25	52	1	173.300.11
8	35	67	1	182.080.11
10	35	67	1	182.100.11
12	35	67	1	182.120.11
14	35	67	1	182.140.11
16	45	77	1	182.160.11
18	45	77	1	182.180.11
20	45	77	1	182.200.11




188

HSS Z1 RH

D mm	I mm	L mm	PACK Qty.	ORDER NO. S=Ø8mm
3	12	60	50	188.030.51
4	12	60	50	188.040.51
4	40	100	1	188.041.51
5	14	60	50	188.050.51
5	40	100	1	188.051.51
6	14	60	50	188.060.51
6	40	100	1	188.061.51
7	14	60	50	188.070.51
8	14	80	50	188.080.51
8	40	100	1	188.081.51
9	14	80	50	188.090.51
10	14	80	50	188.100.51
12	14	80	50	188.120.51

Suggested MAX RPM 12.000



189 5% Co HSS Spiral Bits for High Cutting Depth

HSS Z1 RH

D mm	I mm	I ₁ mm	L mm	S mm	PACK Qty.	ORDER NO.
4	46	16	90	8	1	189.040.51
5	35	18	80	8	50	189.050.51
5	35	14	120	8	1	189.051.51
5	55	16	90	8	1	189.052.51
6	45	16	90	8	1	189.060.51
8	68	14	100	8	1	189.080.51
8	55	14	80	8	50	189.081.51
10	95	14	120	10	1	189.100.51
10	70	30	100	10	1	189.101.51

Suggested MAX RPM 12.000

TECHNICAL DETAILS:

- 5% Co premium solid HSS
- 1 upcut spiral cutting edge
- Upward chip ejection

APPLICATION: these tools feature single flute design allowing efficient and effective carving on all types of aluminium. This translates into greater flexibility, enhanced productivity and superb quality finishing.



Solid Carbide Upcut Spiral Bits for Aluminum and PVC

new

186

MIRROR FINISH HWM Z2 RH

D mm	I mm	L mm	S mm	PACK Qty.	ORDER NO. Right-hand rotation
4	10	60	6	10	186.640.11
5	12	60	6	10	186.650.11
6	15	60	6	10	186.060.11
8	20	60	8	10	186.080.11
10	22	72	10	10	186.100.11
12*	25	83	12	10	186.120.11
14*	25	82	14	10	186.140.11
16*	25	82	16	10	186.160.11


* with seat for seeger retention ring

TECHNICAL DETAILS:

- Premium quality HWM
- 2 spiral cutting edges [Z2]
- Extra-fine finish
- Upward chip ejection

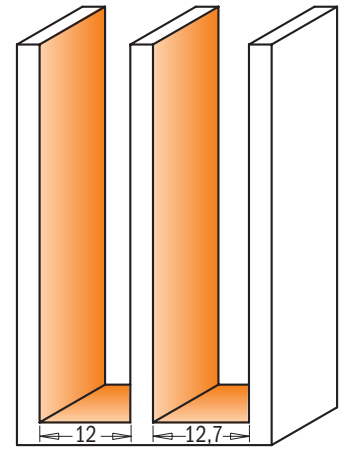
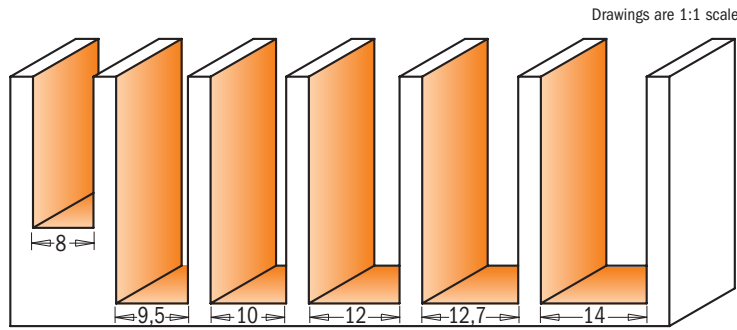
APPLICATION: used for ripping, template routing and panel sizing on plastic materials and aluminum at high feed speed. Can be used on machining centers, point to point machines, CNC routers and hand held routers equipped with chucks or adaptors.

Straight Router Bits with Insert Knives



651-652

Straight router bit with one replaceable mini knife and fixing wedge. Radial and axial groove for better and safe knife insertion. For finishing, routing and grooving in board materials (DTD laminated, MDF and hardwood). For use on portable routers or CNC machining centres.



Drawings are 1:1 scale

D mm	I mm	L mm	PACK QTY.	ORDER NO. S=Ø6,35mm	ORDER NO. S=Ø8mm	ORDER NO. S=Ø12mm	ORDER NO. S=Ø12,7mm	Spare parts			
8	20	60	10	651.079.11				790.200.01	651.999.01	990.070.00	991.063.00
8	20	60	10		651.080.11			790.200.01	651.999.01	990.070.00	991.063.00
8	20	67	10			651.081.11	651.681.11	790.200.01	651.999.01	990.070.00	991.063.00
9,5	30	70	10	651.095.11				790.300.01	651.999.02	990.071.00	991.063.00
9,5	30	80	10				651.695.11	790.300.01	651.999.02	990.071.00	991.063.00
10	30	70	10		651.100.11			790.300.01	651.999.02	990.071.00	991.063.00
10	30	80	10			651.101.11	651.701.11	790.300.01	651.999.02	990.071.00	991.063.00
12	30	70	10		651.120.11			790.300.01	651.999.02	990.071.00	991.063.00
12	30	80	10			651.121.11	651.721.11	790.300.01	651.999.02	990.071.00	991.063.00
12	50	103	10			652.121.11	652.621.11	790.500.01	651.999.03	990.016.00	991.060.00
12,7	30	70	10	651.127.11				790.300.01	651.999.02	990.071.00	991.063.00
12,7	30	80	10				651.727.11	790.300.01	651.999.02	990.071.00	991.063.00
12,7	50	103	10				652.628.11	790.500.01	651.999.03	990.016.00	991.060.00
14	30	73	10		651.140.11			790.300.01	651.999.02	990.071.00	991.063.00

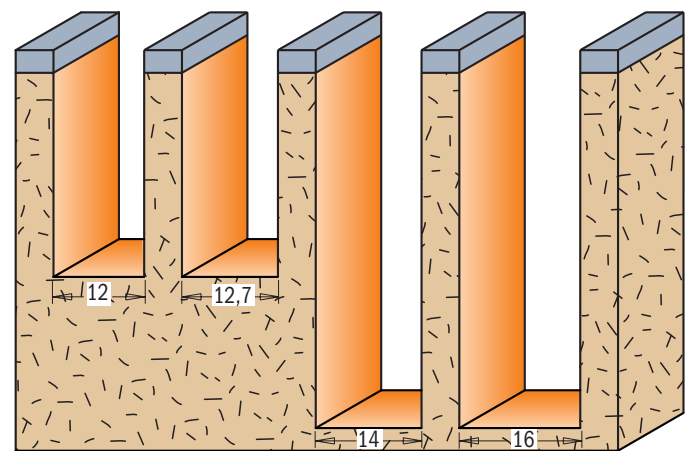
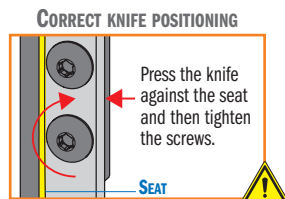
790.200.01, 790.300.01 and 790.500.01 are supplied in 10-piece pack or multiple

Straight Router Bits with Insert Knives for Laminates



652

Straight trimmer bits with one replaceable knife fixed by a Torx screw. A smart economical solution best suited for specialized applications requiring low downtime. The 29.5x9x1.5mm knives provide a 40mm cutting length by making multiple passes. For routing trimming and grooving on board materials (laminated chipboard, worktop panels and MDF). For use on portable routers.



Drawings are 1:1 scale

D mm	I mm	L mm	PACK QTY.	ORDER NO. S=Ø8mm	ORDER NO. S=Ø12mm	ORDER NO. S=Ø12,7mm	Spare parts		
12	29,5	79	10	652.120.11			790.295.09	990.072.00	991.061.00
12	39,5	90	10	652.122.11			790.395.09	990.072.00	991.061.00
12,7	29,5	89	10			652.627.11	790.295.09	990.072.00	991.061.00
14	50	96	10		652.141.11		790.500.09	990.072.00	991.061.00
16	50	96	10		652.161.11		790.500.09	990.072.00	991.061.00

790.295.09, 790.395.09 and 790.500.09 are supplied in 10-piece pack or multiple

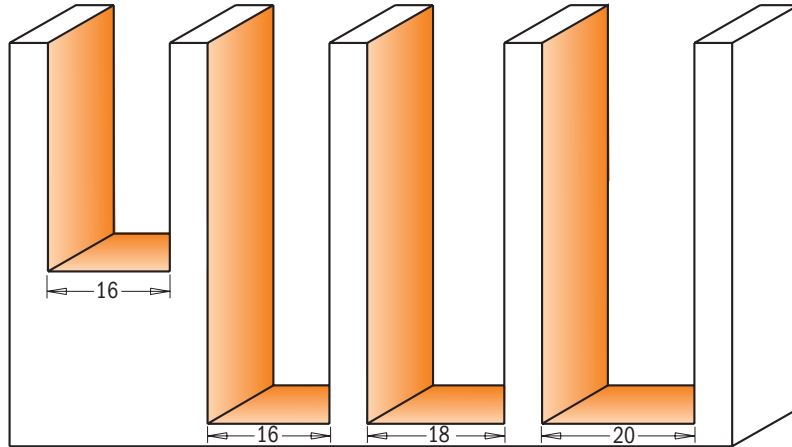
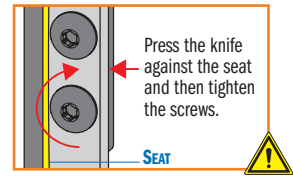
Straight Router Bits with Insert Knives



653

Straight router bits with a replaceable plunging knife and side knife fixed by a special Torx screw. The tool bodies are precisely balanced. For finishing, routing, plunging and grooving on board materials (laminated chipboards and MDF) and hardwood. For use on portable routers or CNC machining centres.

CORRECT KNIFE POSITIONING



Drawings are 1:1 scale

D mm	I mm	L mm	PACK QTY.	ORDER NO.	ORDER NO.	ORDER NO.	ORDER NO.	Spare parts					
				S=Ø8mm	S=Ø12mm	S=Ø12,7mm	S=Ø20mm						
15,8	28,3	92	10			653.158.11		790.283.12	990.074.00	990.075.00	790.075.00	990.072.00	991.061.00
15,8	48,3	112	10			653.159.11		790.483.12	990.074.00	990.075.00	790.075.00	990.072.00	991.061.00
16	28,3	82	10	653.160.11				790.283.12	990.074.00	990.075.00	790.075.00	990.072.00	991.061.00
16	28,3	92	10		653.161.11		653.661.11	790.283.12	990.074.00	990.075.00	790.075.00	990.072.00	991.061.00
16	48,3	111,5	10		653.162.11		653.662.11	790.483.12	990.074.00	990.075.00	790.075.00	990.072.00	991.061.00
18	48,3	111,5	10				653.681.11	790.483.12	990.074.00	990.075.00	790.075.00	990.072.00	991.061.00
20	48,3	111,5	10				653.701.11	790.483.12	990.074.00	990.075.00	790.096.00	990.072.00	991.061.00

790.283.12, 790.483.12, 790.075.00 and 790.096.00 are supplied in 10-piece pack or multiple

Straight Router Bits with Insert Knives



655

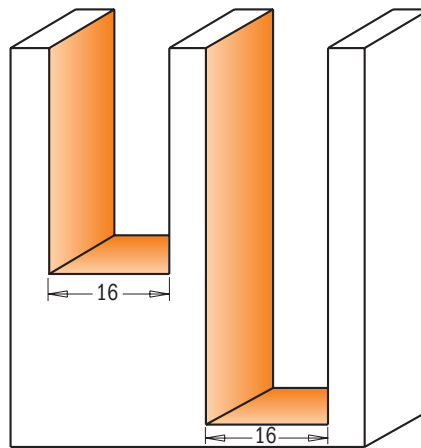
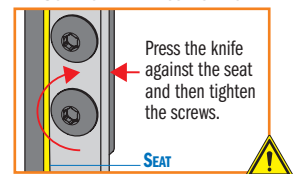
654



Straight router bit with two replaceable knives fixed by special Torx screws. The blades are sharpened at a 3° angle for better plunging operations.



CORRECT KNIFE POSITIONING



Drawings are 1:1 scale

D mm	I mm	L mm	PACK QTY.	ORDER NO.	ORDER NO.	ORDER NO.	ORDER NO.	Spare parts			
				S=Ø8mm	S=Ø12mm	S=Ø12,7mm	S=Ø20mm				
16	28,3	76	10	654.160.11				790.283.12	990.073.00	991.061.00	
16	28,3	87	10			654.161.11	654.661.11	790.283.12	990.073.00	991.061.00	
16	48,3	105	10			654.162.11		654.662.11	790.483.12	990.073.00	991.061.00
19	12	45	10	655.190.11				790.120.00	990.075.00	991.061.00	

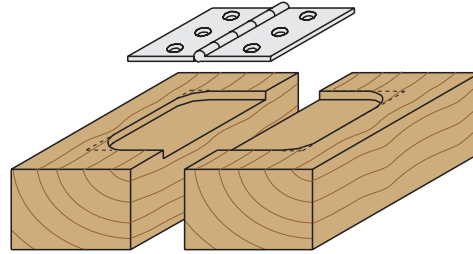
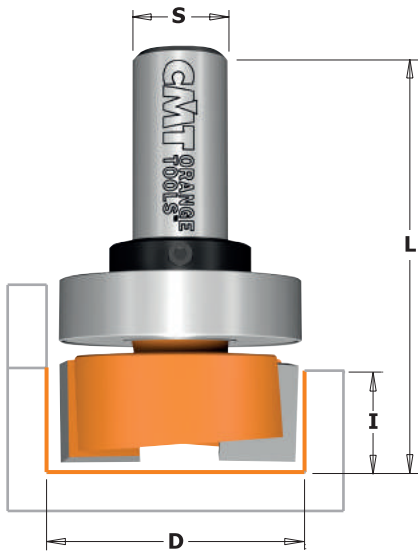
790.283.12 and 790.120.00 are supplied in 10-piece pack or multiple

Mortising Bits

7/8/901B

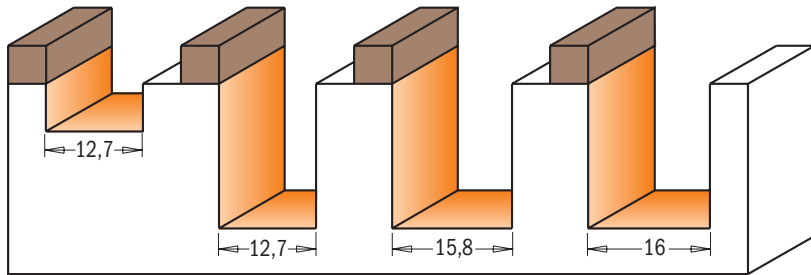


Equipped with thick carbide tips and negative shear angle design, CMT mortising bits guarantee flawless performance. Mortise perfect hinges with no splintered edges or rough bottoms. Mortising is a breeze on both natural wood and wood composites. Compatible with most mortising jigs. Complete with a top bearing guide, these bits are the perfect tool for sign making and template work.

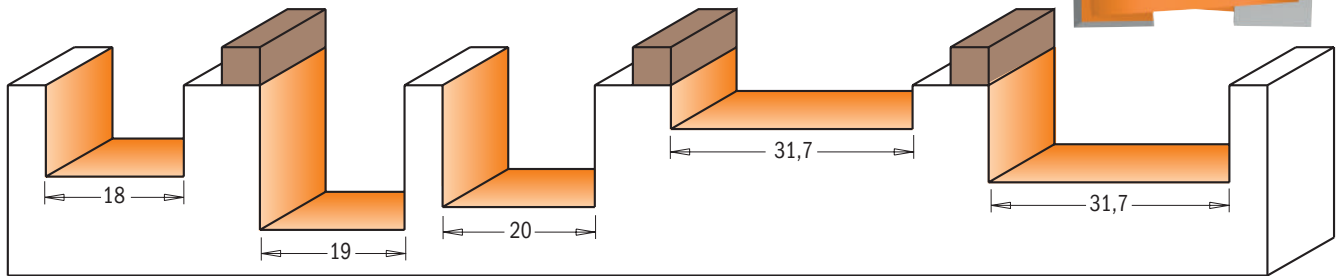


The CMT mortising bit is an essential tool for traditional hinge installation.

7/8/901



Drawings are 1:1 scale



D mm	I mm	L mm	PACK QTY.	ORDER NO. S=Ø6mm	ORDER NO. S=Ø6,35mm	ORDER NO. S=Ø8mm	ORDER NO. S=Ø12mm	ORDER NO. S=Ø12,7mm
12,7	6,35	41	10		801.128.11			
12,7	19	54	10	701.127.11	801.127.11	901.127.11		
12,7	19	60	10				901.627.11	801.627.11
15,8	19	57	10		801.158.11			
16	19	54	10	701.160.11		901.160.11		
18	16	48	10	701.180.11		901.180.11		
19	19	54	10	701.190.11	801.190.11	901.190.11		
19	19	57	10					801.690.11
20	16	48	10	701.200.11		901.200.11		
31,7	5,7	63	10					801.818.11
31,7	12,7	48	10		801.317.11			
31,7	12,7	54	10				901.817.11	801.817.11

Spare parts



With top bearing

12,7	6,35	41	10		801.128.11B				791.010.00	541.001.00	991.056.00
12,7	19	54	10		801.127.11B				791.010.00	541.001.00	991.056.00
15,8	19	57	10		801.158.11B				791.009.00	541.001.00	991.056.00
16	19	54	10			901.160.11B			791.025.00	541.004.00	991.056.00
19	19	54	10	701.190.11B					791.007.00	541.003.00	991.056.00
19	19	54	10		801.190.11B				791.004.00	541.001.00	991.056.00
31,7	5,7	63	10					801.818.11B	791.015.00	541.002.00	991.056.00
31,7	12,7	54	10					801.817.11B	791.015.00	541.002.00	991.056.00

Hinge Recesser Bits

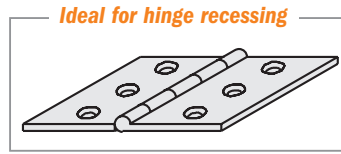


7/902

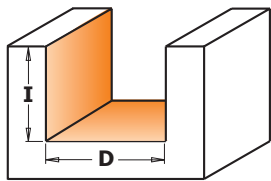


CMT hinge recesser bits are ideal for shallow lateral routing cuts such as recessing hinges.

SHOP TIPS: corners will require final square with a hand or a corner chisel.



The special construction allows good chip clearance and plunging.

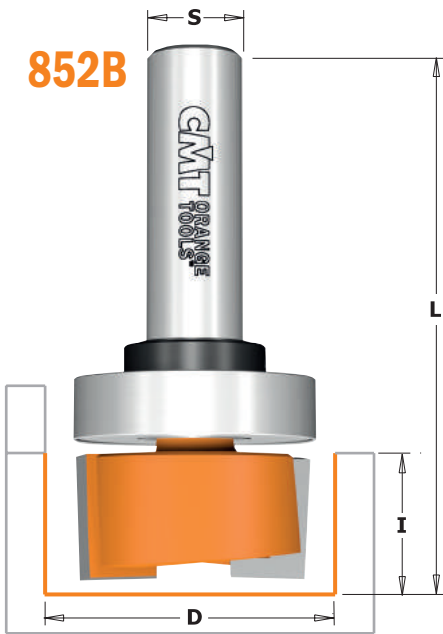


Drawing is 1:1 scale

D mm	I mm	L mm	PACK QTY.	ORDER NO. S=Ø6mm	ORDER NO. S=Ø8mm
12	12	38	10	702.120.11	902.120.11
13	12	38	10	702.130.11	902.130.11
14	12	38	10	702.140.11	902.140.11
15	12	38	10	702.150.11	902.150.11
16	12	38	10	702.160.11	902.160.11
18	12	38	10	702.180.11	902.180.11
20	11	38	10	702.200.11	902.200.11
22	11	38	10	702.220.11	902.220.11
23	11	38	10	702.230.11	902.230.11
24	11	38	10	702.240.11	902.240.11
25	11	38	10	702.250.11	902.250.11

Dado & Planer Bits

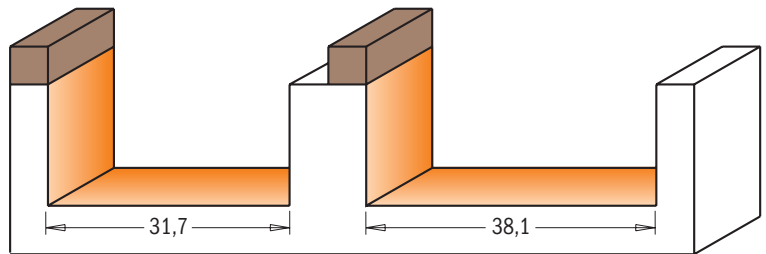
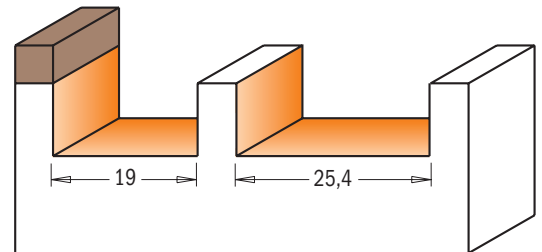
852B



852



Thick carbide tips and downward shear angle provide exceptional performance and quality. The negative shear angle on the cutting edges push the wood fibers down as they cut. This means perfect hinge mortises, no splintered edges or rough bottoms. Mortising is easy on both natural wood and wood composites. Our bits fit the most popular mortising jigs.



Drawings are 1:1 scale

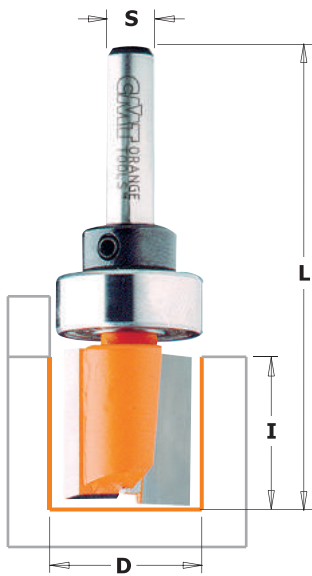
D mm	I mm	L mm	PACK QTY.	ORDER NO. S=Ø6,35mm	ORDER NO. S=Ø12,7mm
19	9,5	57	10	852.001.11	
19	9,5	63,5	10		852.501.11
25,4	9,5	57	10		852.502.11
31,7	15,8	70	10		852.503.11
38,1	15,8	70	10		852.504.11

With top bearing

19	9,5	57	10	852.001.11B	
19	9,5	63,5	10		852.501.11B
31,7	15,8	70	10		852.503.11B
38,1	15,8	70	10		852.504.11B

Spare parts

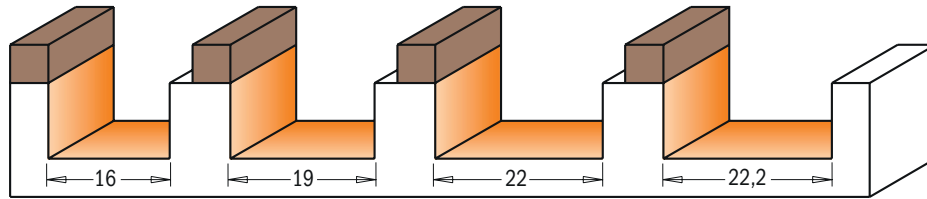
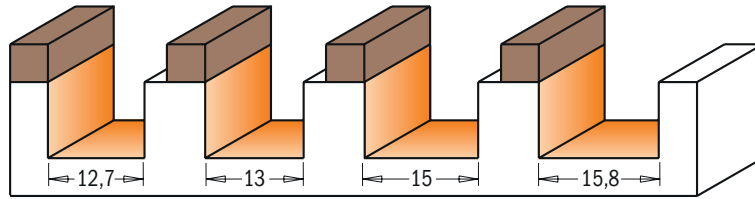
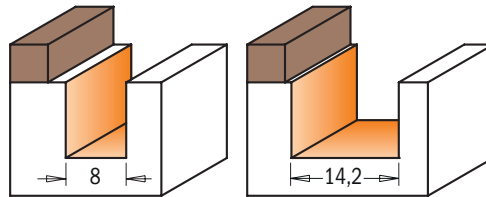
791.004.00	541.001.00	991.056.00
791.011.00	541.002.00	991.056.00
791.015.00	541.002.00	991.056.00
791.020.00	541.002.00	991.056.00



7/8/911B

Whether you're a full-time professional woodworker or part-time woodworking enthusiast, the CMT pattern bit is a valuable tool providing unlimited template routing possibilities. Pair up these double-fluted bits with a template of your choice and produce distinctive cabinets, furniture pieces, signs, toys and personalize any other creative project. Carbide tipped for long lasting performance, CMT pattern bits are also equipped with a top bearing providing you with a clear view throughout the routing process so you can work confidently and accurately.

SAFETY TIPS: make sure your router is in top condition. The template must be securely fastened to the workpiece. When choosing a bit, carefully consider the thickness of the template and all the implications of the cut. Opt for the shortest bit possible for the project you are working on.



Drawings are 1:1 scale

7/8/912B



Spare parts



791.010.00	541.001.00	991.056.00
791.010.00	541.001.00	991.056.00
791.023.00	541.003.00	991.056.00
791.009.00	541.001.00	991.056.00
791.024.00	541.003.00	991.056.00
791.009.00	541.001.00	991.056.00
791.009.00	541.001.00	991.056.00
791.009.00	541.001.00	991.056.00
791.025.00	541.004.00	991.056.00
791.007.00	541.003.00	991.056.00
791.004.00	541.001.00	991.056.00
791.011.00	541.002.00	991.056.00
791.005.00	541.004.00	991.056.00
791.021.00	541.006.00	991.056.00

D mm	I mm	L mm	PACK QTY.	ORDER NO. S=Ø6mm	ORDER NO. S=Ø6,35mm	ORDER NO. S=Ø8mm	ORDER NO. S=Ø12mm	ORDER NO. S=Ø12,7mm
8	25,4	70	10		811.081.11B			
12,7	19	57,2	10		811.127.11B			
13	20	57	10	711.130.11B				
14,2	14,2	57,2	10		811.142.11B			
15	20	57	10	711.150.11B				
15,8	12,7	58	10		811.159.11B			
15,8	19	66,5	10		811.158.11B			
16	20	57	10			911.160.11B		
19	20	57	10	711.190.11B				
19	20	57,2	10		811.191.11B			
19	25,4	63,5	10					811.690.11B
22	20	57	10			911.220.11B		
22,2	25,4	66,5	10					811.222.11B*

Long Series

12,7	31,7	70	10		812.127.11B				791.010.00	541.001.00	991.056.00
15	31,7	66,5	10	712.150.11B					791.024.00	541.003.00	991.056.00
15,8	31,7	70	10		812.158.11B				791.009.00	541.001.00	991.056.00
16	31,7	66,5	10			912.160.11B			791.025.00	541.004.00	991.056.00
19	38,1	82,5	10				912.690.11B		791.011.00	541.005.00	991.056.00
19	38,1	82,5	10					812.690.11B	791.011.00	541.002.00	991.056.00
19	50,8	92	10				912.691.11B		791.011.00	541.005.00	991.056.00
19	50,8	92	10					812.691.11B	791.011.00	541.002.00	991.056.00

■ This item requires a slightly larger bearing than its cutting diameter

*Ø9,5mm shanks with Ø9,5/12,7mm bushings (799.001.00)

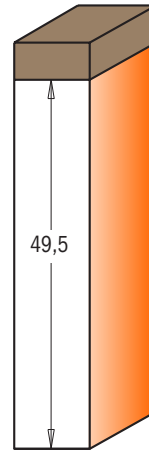
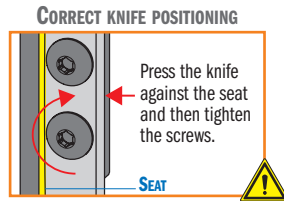
Pattern Router Bits with Insert Knives



652B

INSERT CARBIDE
Z1
RH
2X LONGER LIFE

Straight router bits with a replaceable knife fixed by a Torx screw. An economical solution for specialized applications requiring low downtime. They are equipped with top bearing for template use. For routing, trimming and grooving in board materials (laminated chipboards, worktop panels, MDF). For use on portable routers.




Drawing is 1:1 scale

D mm	I mm	L mm	PACK Qty.	ORDER NO. S=Ø12mm	ORDER NO. S=Ø12,7mm	Spare parts					
19	49,5	100	10	652.690.11B	652.691.11B						
						790.495.09	990.072.00	991.061.00	791.011.00	541.002.00	991.056.00

790.495.09 are supplied in 10-piece pack or multiple

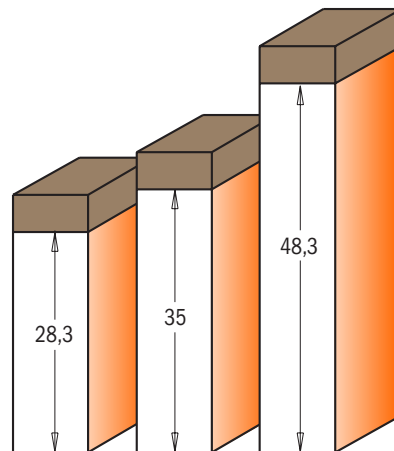
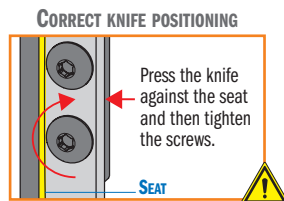
Pattern Router Bits with Insert Knives for Laminates



656

INSERT CARBIDE
Z2
RH
2X LONGER LIFE

This bit type is equipped with top bearing for template use. For finishing, routing and grooving in board materials (laminated chipboards, MDF) and hardwood. For use on portable routers or CNC machining centres.



Drawings are 1:1 scale

D mm	I mm	L mm	PACK Qty.	ORDER NO. S=Ø8mm	ORDER NO. S=Ø12mm	ORDER NO. S=Ø12,7mm	Spare parts					
16	35	80	10	656.160.11								
19	28,3	69	10	656.190.11			790.283.12	990.076.00	991.061.00	791.025.00	541.004.00	991.056.00
19	28,3	79	10			656.691.11	790.283.12	990.075.00	991.061.00	791.034.00	541.004.00	991.056.00
19	28,3	79	10			656.691.11	790.283.12	990.075.00	991.061.00	791.011.00	541.002.00	991.056.00
19	48,3	100	10		656.692.11	656.693.11	790.483.12	990.075.00	991.061.00	791.011.00	541.002.00	991.056.00

790.283.12 and 790.483.12 are supplied in 10-piece pack or multiple

Weatherseal Bits

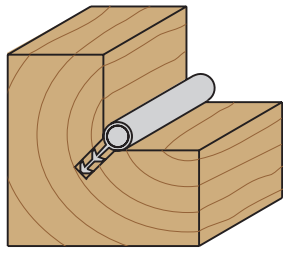
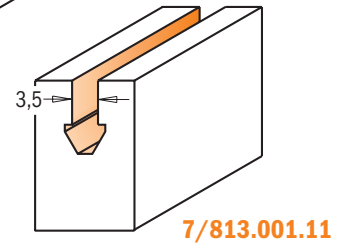
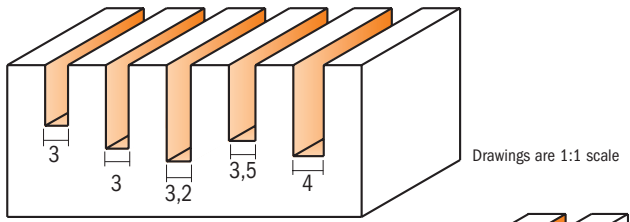
HWM Z2 RH



7/813.001 191.635 711.031 712.030 712.040 812.032

Make your house more energy efficient by insulating old doors and windows. A CMT Weatherseal bit is the perfect bit to re-groove door and window frames to accommodate wind blocking inserts. Made of solid carbide for strength and endurance.

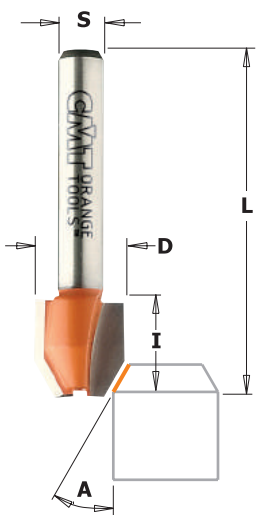
Special double-sided design lets you save money by offering two tips in one bit; with the same features as the one-sided weatherseal bit. Only available with a 3mm (1/8") cutting diameter.



D mm	I mm	L mm	PACK QTY.	ORDER NO. S=Ø6mm	ORDER NO. S=Ø6,35mm
3	8	76	10	711.031.11	
3	11	60	10	712.030.11	
3,2	12,7	50,8	10		812.032.11
3,5	12	60	10	191.635.11	
4	12	60	10	712.040.11	
3,5	8	76	10	713.001.11	
3,5	8	63,5	10		813.001.11

Combination Trimmer Bits

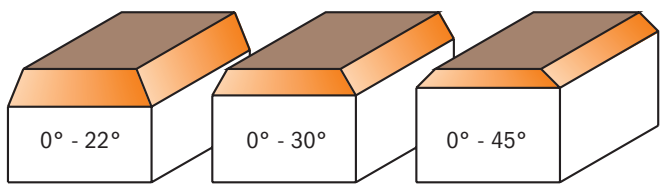
HW Z2 α RH



7/8/921

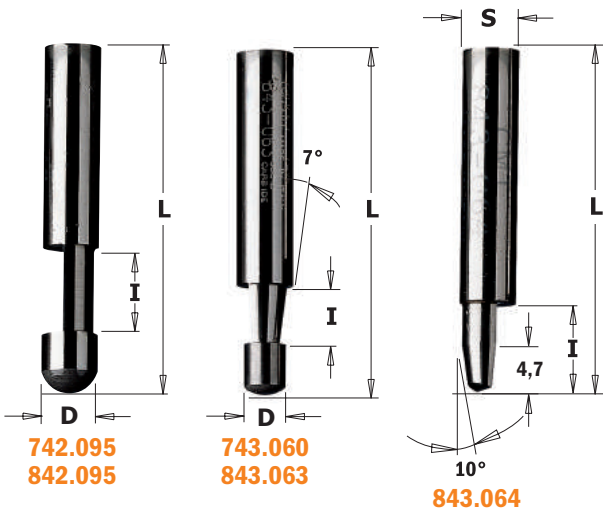
Work to your highest standards with the CMT combination trimmer bits. Now you can cut, trim and bevel all laminates without having to change the bit. Achieve great results when making straight or angled cuts on both soft and hardwood. Three popular sizes, each with carbide-tipped cutting edges for efficient bevel and straight trimming.

NOTICE: these bits must be used with an edge, separate guide or fence.



A	D mm	I mm	L mm	PACK QTY.	ORDER NO. S=Ø6mm	ORDER NO. S=Ø6,35mm	ORDER NO. S=Ø8mm
0° - 22°	12	12,7	44,5	10	721.022.11	821.022.11	
0° - 30°	12	12,7	44,5	10	721.030.11	821.030.11	921.030.11
0° - 45°	12	12,7	44,5	10	721.045.11	821.045.11	

Combination Trimmer Bits

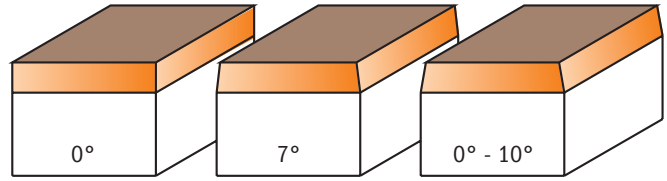


7/842 - 7/843



Work to your highest standards with CMT combination trimmer bits. Now you can cut, trim and bevel all laminates without having to change the bit. Achieve great results when making straight or angled cuts on both soft and hardwood. Three popular sizes, each with carbide-tipped edges guarantee efficient bevels and straight trimming.

NOTICE: these bits must be used with an edge, separate guide or fence.



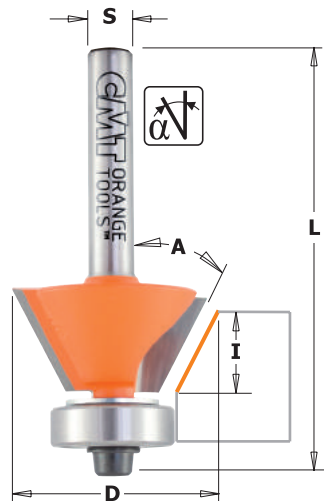
Drawings are 1:1 scale

A	D mm	I mm	L mm	PACK QTY.	ORDER NO. S=Ø6mm	ORDER NO. S=Ø6,35mm
0°	6	9,5	38,1	10	742.095.11	
0°	6,35	9,5	38,1	10		842.095.11
7°	4,5 - 6	6	38,1	10	743.060.11	
7°	4,76 - 6,35	6,35	38,1	10		843.063.11
0° - 10°	6,35	9,5	38,1	10		843.064.11
50 pc. masterpack						
0°	6,35	9,5	38,1			842.095.11-X50
7°	4,76 - 6,35	6,35	38,1			843.063.11-X50



50 pc. masterpack

Combination Trimmer Bits



7/907 - 7/8/909 - 7/910

CMT's combination flush and bevel trim bits are perfect for executing superb precision finishing on laminates with ease. Achieve a great variety of angles without even changing the bit. Simply lower the bit cutting depth for precise right angle cuts or raise it to create rounded edges. Suitable for both soft and hardwood.

These bits include a ball bearing guide for easy template work and serve to protect your workpiece.

They feature two flutes for executing smoother cuts and for rounding off table legs and other soft areas on furniture susceptible to damage.

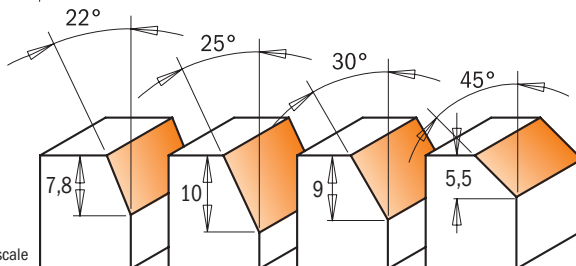
SHOP TIPS: undersized bearing to use after resharpening.
791.062.00 Ø9,3 replace bearing 791.002.00 (Ø9,5) after resharpening



NON BLOCKING



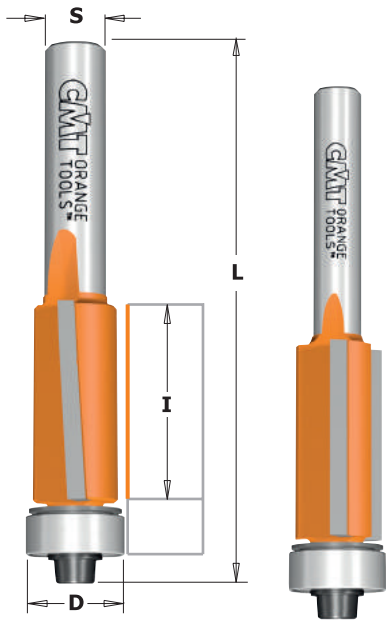
809.022
809.025
7/909.260
7/910.260



Drawings are 1:1 scale

A	D mm	I mm	L mm	Z	PACK QTY.	ORDER NO. S=Ø6mm	ORDER NO. S=Ø6,35mm	ORDER NO. S=Ø8mm	Spare parts						
0° - 25°	19 - 24,5	16 (10+6)	56,5	2	10	707.210.11		907.210.11					791.007.00	990.004.00	991.062.00
15°	18,6	11	57	2	10	709.016.11	809.016.11		990.422.00	791.044.00	990.058.00	991.057.00			
22°	12,7	7,8	47,6	2	10		809.022.11			791.035.00	990.062.00	991.060.00			
22°	17,5	9,5	51	3	10		809.023.11		990.422.00	791.002.00	990.058.00	991.057.00			
25°	19,05	10	52,4	2	10		809.025.11		990.422.00	791.002.00	990.058.00	991.057.00			
30°	27	9	55	2	10	709.260.11		909.260.11	990.423.00	791.018.00	990.058.00	991.057.00			
45°	27	5,5	51,5	2	10	710.260.11		910.260.11	990.423.00	791.018.00	990.058.00	991.057.00			

Flush Trim Bits



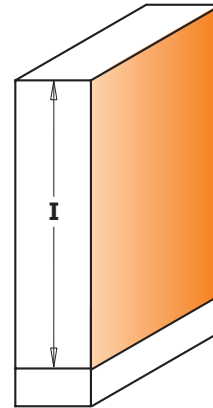
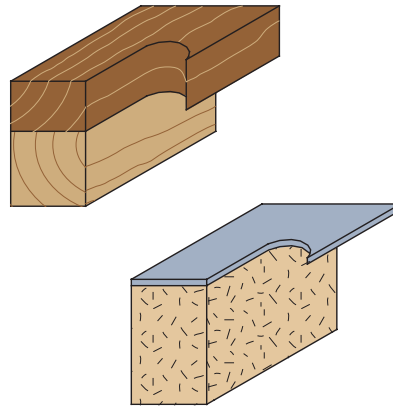
7/8/906



We have designed a series of truly indispensable bits available in a wide range of sizes for your woodworking needs. For precision work on laminates or quick template work with excellent finishing.

SHOP TIPS: these bits are excellent for making through mortises. Use a straight bit (#711.130.11) to groove the through mortise area, then use the drill bit (#517.130.31) to bore a through hole at the end of the groove. Turn the workpiece over to end the mortise. Use the flush trim bit with a cutting length slightly longer than the fillet, following the groove made on the opposite side of the workpiece with the ball bearing guide.

8/906.227.11
Z3



Masterpack

Drawing is 1:1 scale

• HWM

I mm	D mm	L mm	α	PACK QTY.	ORDER NO. S=Ø6mm	ORDER NO. S=Ø6,35mm	ORDER NO. S=Ø8mm	ORDER NO. S=Ø12mm	ORDER NO. S=Ø12,7mm	Spare parts		
•25,4	6,35	63,5	0°	10	706.064.11	806.064.11				791.035.00	990.113.00	541.009.00
12,7	9,5	55,5	0°	10	706.096.11	806.096.11	906.096.11			791.002.00	990.422.00	990.058.00
12,7	12,7	57,8	-5°	10	706.128.11	806.128.11	906.128.11			791.003.00	990.423.00	990.058.00
12,7	12,7	70,6	-5°	10				906.628.11	806.628.11	791.003.00	990.423.00	990.058.00
16	19	57,1	-5°	10	706.190.11		906.190.11			791.007.00		990.004.00
25,4	9,5	68,2	0°	10	706.095.11	806.095.11	906.095.11			791.002.00	990.422.00	990.058.00
25,4	12,7	70,7	-3°	10	706.127.11	806.127.11	906.127.11			791.003.00	990.423.00	990.058.00
25,4	12,7	71	0°	10		806.227.11	906.227.11			791.003.00	990.423.00	990.058.00
25,4	12,7	86,6	-3°	10				906.627.11	806.627.11	791.003.00	990.423.00	990.058.00
38,1	12,7	94	0°	10				906.629.11	806.629.11	791.003.00	990.423.00	990.058.00
50,8	12,7	104	0°	10				906.630.11	806.630.11	791.003.00	990.423.00	990.058.00
10 pc. masterpack												
25,4	9,5	68,2	0°			806.095.11-X10						
25,4	12,7	70,7	-3°			806.127.11-X10			806.627.11-X10			
38,1	12,7	94	0°						806.629.11-X10			

Spare parts 991.055.00 0,9mm hex key for screw (990.060.00)
 991.057.00 3/32" hex key for screw (990.058.00)
 991.062.00 2,5mm hex key for screw (990.004.00)

SHOP TIPS: undersized bearing to use after resharpening.
 791.062.00 Ø9,3 replace bearing 791.002.00 (Ø9,5) after resharpening
 791.063.00 Ø12,5 replace bearing 791.003.00 (Ø12,7) after resharpening

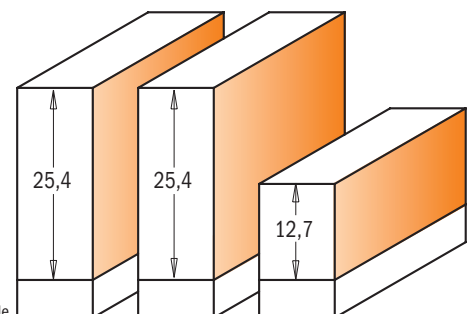
Flush Trim Bit Set



806

Indispensable in any shop, the new 3 piece flush trim bit set gives you the option to trim laminates or do template work conveniently.

Set contains:
 806.095.11 - 806.096.11 - 806.191.11.



Drawings are 1:1 scale

DESCRIPTION	Bit Sizes mm	PACK QTY.	ORDER NO. S=Ø6,35mm
Flush Trim Bit Set	9,5x12,7 - 9,5x25,4 - 19x25	5	806.001.11

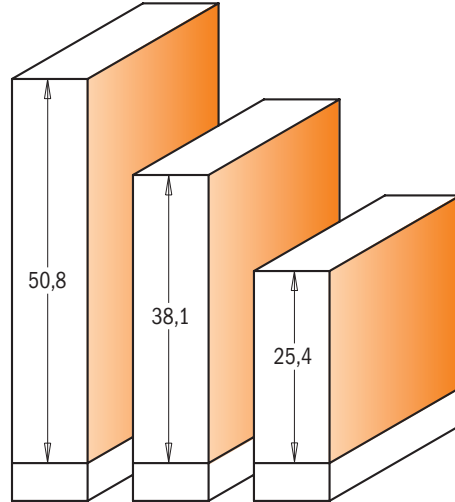
Super-Duty Flush Trim Bits



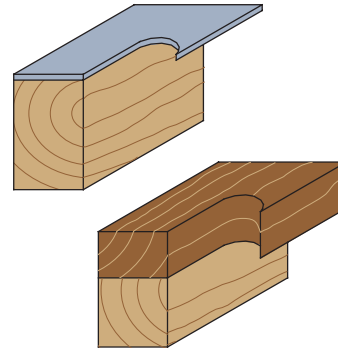
7/8/906

These new super duty bits represent the finest in the extensive line of CMT flush trim bits with ball bearing guides. A negative shear angle cutting edge and 19mm cutting diameter set CMT flush trim bits apart from standard bits. Work quickly and safely to get superior finishing with absolute minimal chipping.

SAFETY TIPS: dust and chips from laminate materials are hazardous to your health and safety. Always wear a dust mask and eye protection when routing.



Drawings are 1:1 scale

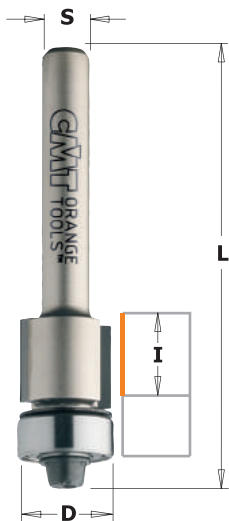


I mm	D mm	L mm	α	PACK QTY.	ORDER NO.	ORDER NO.	ORDER NO.	ORDER NO.	ORDER NO.	Spare parts		
					S=Ø6mm	S=Ø6,35mm	S=Ø8mm	S=Ø12mm	S=Ø12,7mm			
25,4	19	73,9	-5°	10	706.191.11	806.191.11	906.191.11			791.004.00	541.550.00	990.058.00
25,4	19	86,5	-5°	10				906.691.11	806.691.11	791.004.00	541.550.00	990.058.00
38,1	19	92,9	-3°	10				906.692.11	806.692.11	791.004.00	541.550.00	990.058.00
50,8	19	109,5	-3°	10				906.690.11	806.690.11	791.004.00	541.550.00	990.058.00
new 70*	19	118,5	-3°	10				906.693.11		791.004.00	541.550.00	990.058.00

* **Z2+1** Warning. Long cutting edges. Carefully make several shallow passes to prevent damaging the tool. The warranty does not cover improper use of the tool.

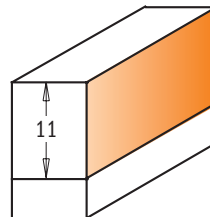
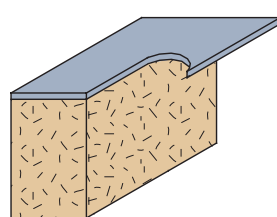
Spare parts 991.057.00 3/32" hex key for screw (990.058.00)

DP Flush Trim Bits for Laminates



7/8/906 X-TREME

These new super duty DP (polycrystalline diamond) bits represent the ultimate in the extensive line of CMT flush trim bits. Investing in CMT DP flush trim bits means saving time and money, as they last 40 times longer than conventional carbide-tipped flush trim bits.



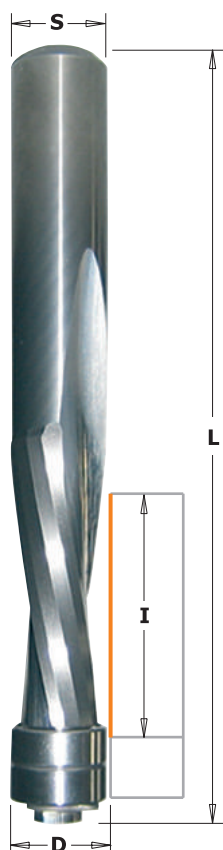
Drawing is 1:1 scale

40X
LONGER LIFE
THAN CARBIDE

SHOP TIPS: oversized bearing to use after resharpening.
791.063.00 Ø12,5 replace bearing 791.003.00 (Ø12,7) after resharpening

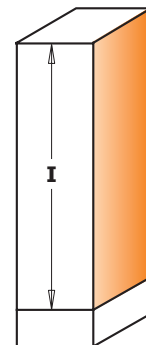
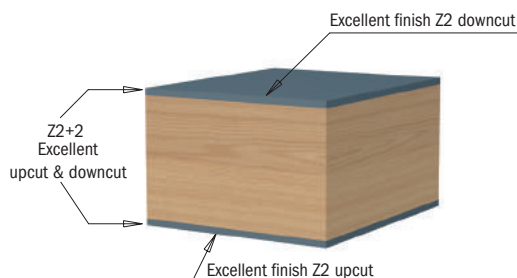
I mm	D mm	L mm	PACK QTY.	ORDER NO.	ORDER NO.	ORDER NO.	Spare parts			
				S=Ø6mm	S=Ø6,35mm	S=Ø8mm				
11	12,7	58,1	10	706.128.61	806.128.61	906.128.61	990.423.00	791.003.00	990.058.00	991.057.00

Double-Bearing Spiral Flush Trim Bits



190B-191B-192B

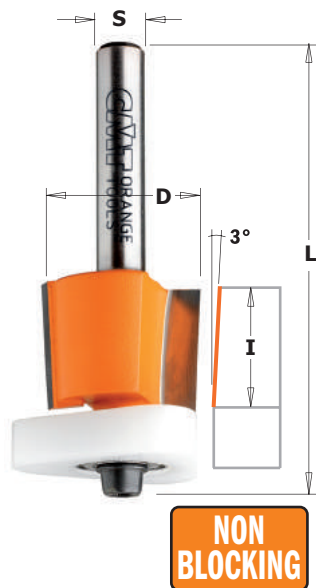
CMT solid carbide spiral flush trim bits are composed of a special super-micrograin formulation increasing hardness with a higher transverse rupture point. Combined with a spiral cutting angle, CMT solid carbide spiral flush trim bits equipped with a double bearing, allow cabinet makers to shear wood and wood products cleanly, providing more efficient chip ejection than standard flush trim bits. In production settings, this means these bits will run cooler, stay sharper, last longer and increase shop productivity.



Drawing is 1:1 scale

I mm	D mm	L mm	PACK Qty.	ORDER NO. S=Ø6mm	ORDER NO. S=Ø6,35mm	ORDER NO. S=Ø12mm	ORDER NO. S=Ø12,7mm	Spare parts	
Z2+2 Upcut & Downcut									
47	12,7	114	10			190.127.11B	190.508.11B	791.010.00	541.301.00
Z2 Upcut									
25,4	6,35	76,2	10	191.064.11B	191.008.11B			791.035.00	541.350.00
31,7	12,7	89	10				191.505.11B	791.010.00	541.301.00
50,8	12,7	114	10			191.127.11B	191.507.11B	791.010.00	541.301.00
Z2 Downcut									
31,7	12,7	89	10				192.505.11B	791.010.00	541.301.00
50,8	12,7	114	10			192.127.11B	192.507.11B	791.010.00	541.301.00

3-in-1 Flush Trim Bits for MDF/Laminate



7/8/907

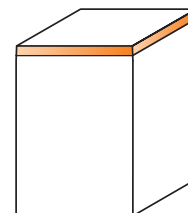
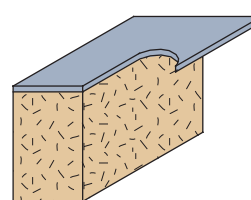
3 in 1 new flush trim bits with Delrin® Triangular bearings are your best partner for laminate trimming. In fact, it solves three of the most common problems that occur when flush trimming:

- 1) The anti-stick properties of the Delrin® bearing greatly reduces the likelihood of freezing of the bearing from glue.
- 2) The extended guide surface of the new Delrin® bearing will perfectly match the work surface without scratching like a steel bearing would. The Delrin® bearing also guarantees maximum stability.
- 3) The shear angle cutting edge reduces the need for filing. 3-in-1 bits are ideal on plastic laminates as well as aluminium laminates!

3-in-1 bits are ideal on plastic laminates as well as aluminium laminates!

Patent No. D628,218

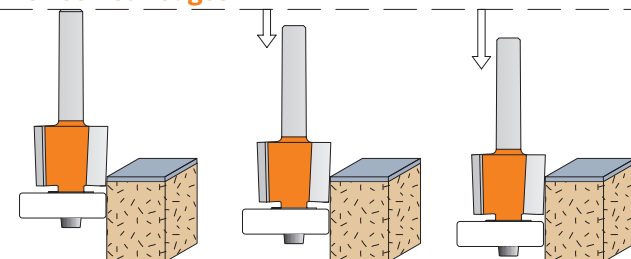
- Extended guide surface
- Non-freezing
- Non-scratch surface



Drawing is 1:1 scale

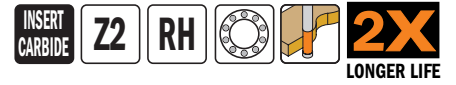
Perfect trimming with conical edges!

Thanks to the innovative conical edges of this bit, you will always get perfect cuts even after re-sharpening. In fact, the most common problem you have with standard flush trim bits is the undersized diameter after re-sharpening which leaves a mark on the material; with the new CMT construction you could re-sharpen up to six times without any problem. Just remember to adjust your bit up or down as per the illustration.



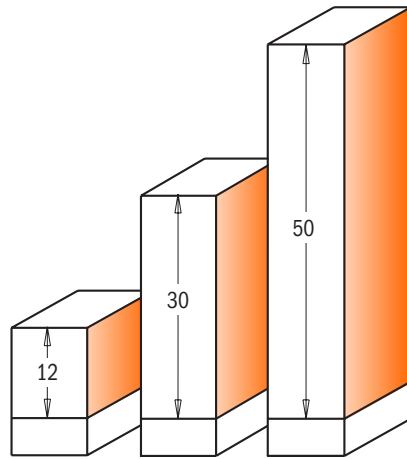
I mm	D mm	L mm	PACK Qty.	ORDER NO. S=Ø6mm	ORDER NO. S=Ø6,35mm	ORDER NO. S=Ø8mm	ORDER NO. S=Ø12,7mm	Spare parts			
12,7	12,7	54,2	10	707.128.11	807.128.11	907.128.11		990.422.00	791.042.00	990.058.00	991.057.00
15,87	19	59,3	10	707.190.11	807.190.11	907.190.11		990.423.00	791.043.00	990.058.00	991.057.00
15,87	19	65,7	10				807.690.11	990.423.00	791.043.00	990.058.00	991.057.00

Flush Trim Bits with Insert Knives

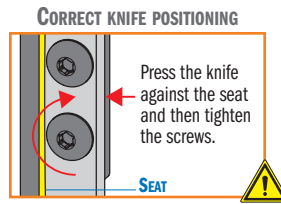
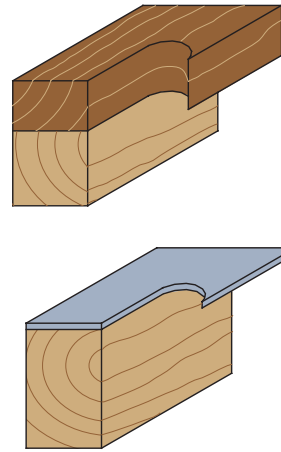


657.9

Flush trim bits with two replaceable knives fixed by special Torx screws. The 2-sided blades can create extra new edges. Guided flush trim bits type 657.1 are equipped with ball bearing guides.



Drawings are 1:1 scale



657.1

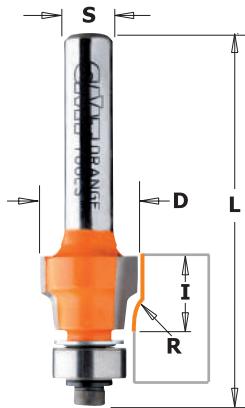


I mm	D mm	L mm	PACK QTY.	ORDER NO. S=Ø6mm	ORDER NO. S=Ø6,35mm	ORDER NO. S=Ø8mm	ORDER NO. S=Ø12mm	ORDER NO. S=Ø12,7mm	Spare parts			
12	19	57	10	657.194.11	657.192.11	657.190.11			790.120.00	990.075.00	991.061.00	791.007.00
30	19	76	10	657.195.11					790.300.00	990.075.00	991.061.00	791.007.00
30	19	85	10			657.191.11			790.300.00	990.075.00	991.061.00	791.007.00
30	19	87	10					657.692.11	790.300.00	990.075.00	991.061.00	791.007.00
50	19	112	10				657.991.11	657.992.11	790.500.00	990.075.00	991.061.00	791.007.00

Spare parts
 990.410.00 Ø4,2/Ø9mm shield for M4 screws
 990.052.00 M4x6mm TCEI screws
 991.067.00 3mm hex key
 541.514.00 Ø6,4mm shield

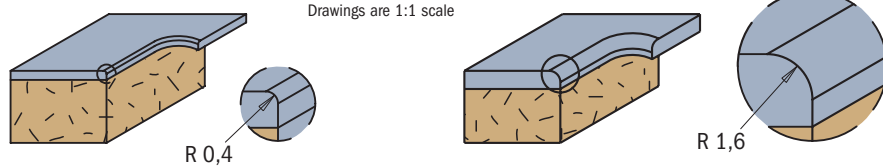
790.120.00, 790.300.00 and 790.500.00 are supplied in 10-piece pack or multiple

FILE-FREE Flush Trim Bits for Laminate



8/907

This bit is perfect for ensuring smooth flawless results on your laminate surfaces after flush trimming. Sharp edges are easily trimmed away, leaving your surfaces nice and smooth to the touch. No further filing is needed!




Drawings are 1:1 scale

SHOP TIPS: undersized bearing to use after resharpening.
 791.062.00 Ø9,3 replace bearing 791.002.00 (Ø9,5) after resharpening

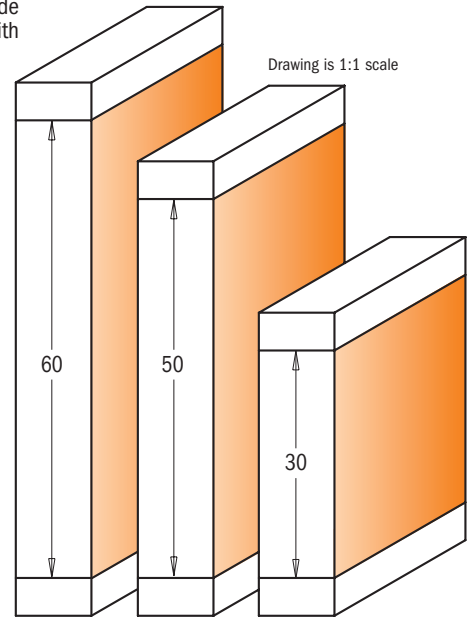
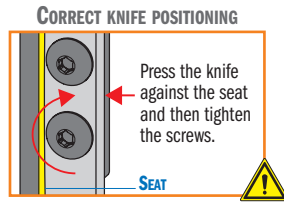
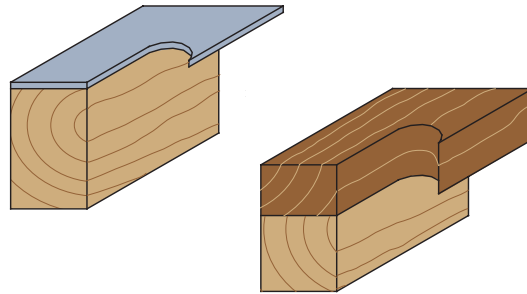
D mm	I mm	R mm	L mm	PACK QTY.	ORDER NO. S=Ø6,35mm	ORDER NO. S=Ø8mm	Spare parts			
12,7	9,5	0,4	52	10	807.004.11	907.004.11	990.422.00	791.002.00	990.058.00	991.057.00
12,7	9,5	1,6	52	10	807.015.11	907.015.11	990.422.00	791.002.00	990.058.00	991.057.00

Pattern/Flush Trim Bits with Insert Knives



657B

A flush trim bit combined with a pattern bit and fixed with Torx screws. The blades are sharpened on both sides and can provide extra new edges. Guided flush trim bits type 657 are equipped with top and bottom ball bearing guides. Recommended for flush and finishing operations.



I mm	D mm	L mm	PACK Qty.	ORDER NO. S=Ø8mm	ORDER NO. S=Ø12mm	ORDER NO. S=Ø12,7mm	Spare parts					
30	19	90	10	657.191.11B			790.300.00	990.075.00	791.007.00	990.052.00	791.034.00	541.004.00
30	19	90	10			657.692.11B	790.300.00	990.075.00	791.007.00	990.052.00	791.011.00	541.002.00
50	19	110	10		657.993.11B	657.994.11B	790.500.00	990.075.00	791.007.00	990.052.00	791.011.00	541.002.00
60	19	120	10		657.995.11B	657.996.11B	790.600.00	990.075.00	791.007.00	990.052.00	791.011.00	541.002.00

Spare parts: 990.410.00, 991.067.00 (Ø4,2/Ø9mm shield for M4 screws, 3mm hex key); 991.061.00, 991.056.00 (T15 Torx key, 1,5mm hex key); 790.300.00, 790.500.00 and 790.600.00 (are supplied in 10-piece pack or multiple)

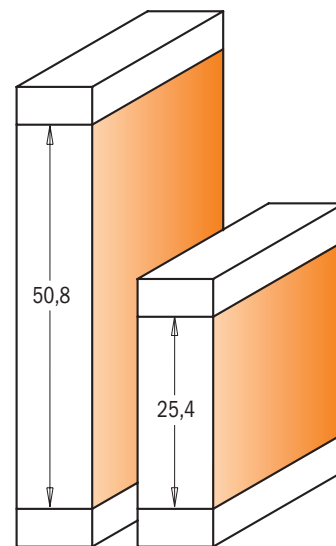


Flush Trim Router Bits with Double Bearing

806/906B

The innovative two-flute router bits are equipped with a double bearing and feature a down shear design allowing cleaner, smoother cuts on a variety of materials.

Now its no longer necessary to flip or move your tool during routing operations. This tool is particularly effective when routing curved elements along or against the grain.



I mm	D mm	L mm	α	PACK Qty.	ORDER NO. S=Ø12mm	ORDER NO. S=Ø12,7mm	Spare parts					
25,4	19	86,5	-5°	10	906.691.11B		791.004.00	541.550.00	990.058.00	991.057.00	791.011.00	541.005.00
25,4	19	86,5	-5°	10		806.691.11B	791.004.00	541.550.00	990.058.00	991.057.00	791.011.00	541.002.00
50,8	19	109,5	-3°	10	906.690.11B		791.004.00	541.550.00	990.058.00	991.057.00	791.011.00	541.005.00
50,8	19	109,5	-3°	10		806.690.11B	791.004.00	541.550.00	990.058.00	991.057.00	791.011.00	541.002.00

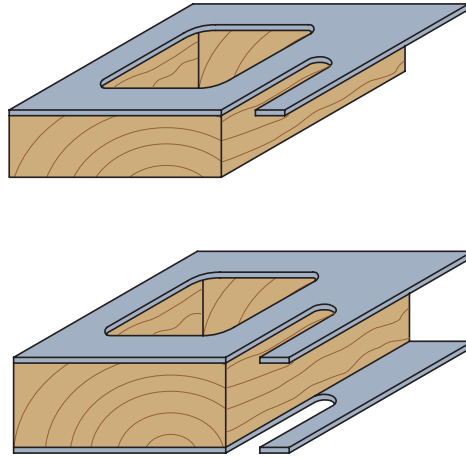


7/8/916

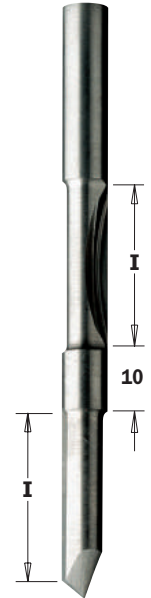
How much time do you end up spending making openings in paneling, drywall, siding, doors or windows? With the CMT panel pilot bit, the job just got quicker. The point plunges smoothly and easily and the carbide edges cut clean and fast. All of this adds up to accurate cuts in less time and with less effort - great for trimming veneer as well as a variety of laminates and HPL panels such as Formica®, Wilsonart®, Weiss®, FunderMax®.

SAFETY TIPS: always use extra caution when working near electrical outlets and boxes - always disconnect the current. Make sure the bit does not go so deep as to cut the wires.

716.061



Masterpack



• HWM

D mm	I mm	L mm	Z	PACK QTY.	ORDER NO. S=Ø6mm	ORDER NO. S=Ø6,35mm	ORDER NO. S=Ø8mm	ORDER NO. S=Ø12mm	ORDER NO. S=Ø12,7mm
6	19	64	1	10	716.060.11				
•6	19	60	1	10	716.060.21				
•6	18+18	70	1+1	10	716.061.11				
6,35	19	64	1	10		816.064.11			
8	19	64	1	10			916.080.11		
9,53	25,4	78	2	10		816.095.11			
12	31,7	102	2	10				916.627.11	
12,7	31,7	102	2	10					816.627.11
10 pc. masterpack									
12,7	31,7	102	2						816.627.11-X10

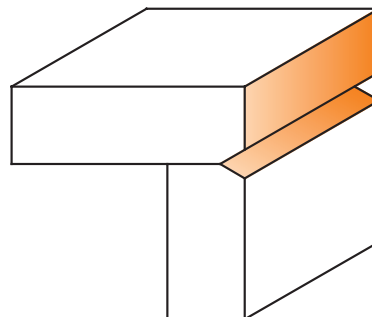
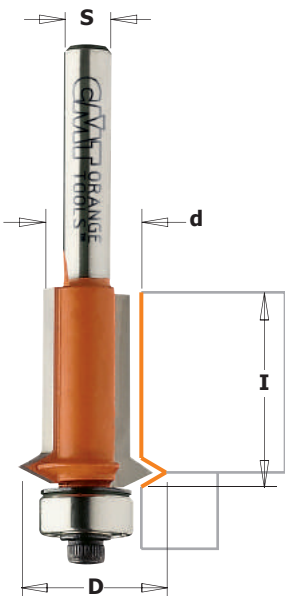
Panel Pilot Bits with Guide

7/8/953



An absolutely indispensable bit for making cabinets. CMT Flush and V-Groove bits allow you to make cabinet front frames in 25mm stock that fit perfectly with the sides. The added V-cutter feature makes a decorative groove along the hinge joint to hide the seam.

SHOP TIPS: For best results, leave less than 3mm overhang on cabinet front frames for easier routing.



Drawing is 1:1 scale

d mm	D mm	I mm	PACK QTY.	ORDER NO. S=Ø6mm	ORDER NO. S=Ø6,35mm	ORDER NO. S=Ø8mm	ORDER NO. S=Ø12mm	ORDER NO. S=Ø12,7mm	Spare parts							
12,7	19	25,4	10	753.001.11	853.001.11	953.001.11	953.501.11	853.501.11					990.423.00	791.003.00	990.058.00	991.057.00

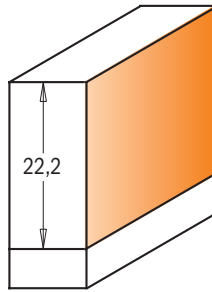
The CMT Grand Rabbet Set



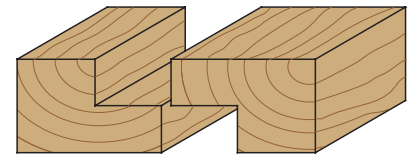
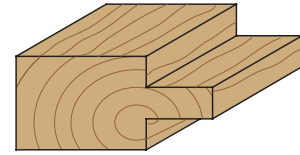
8/935.503




"The Grand Rabbet" by CMT is an investment that shows your commitment to quality. This CMT product will deliver years of reliable service under normal use. For safe and trouble-free results please observe the following instructions and safety precautions.
 The complete kit (item code 835-935.503.11), will enable you to produce 17 different rabbet sizes including rabbets for under-sized plywood applications.
 For rabbet sizes over 12,7mm (1/2"), make the cuts in several shallow passes until the desired depth is achieved.
 Available in 12mm and 12,7mm shanks.



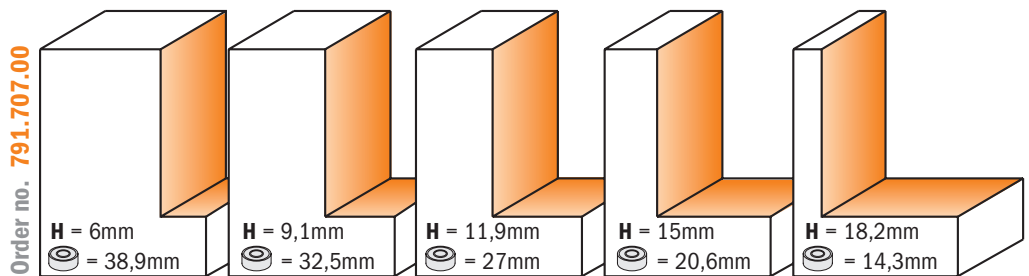
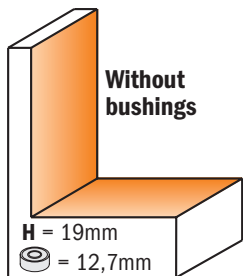
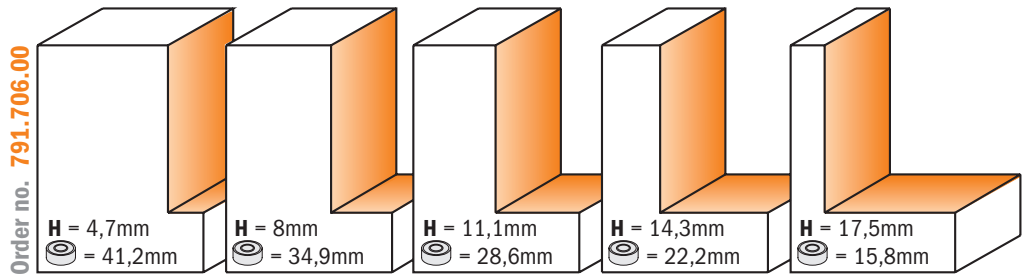
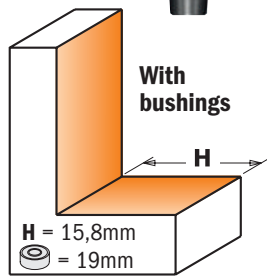
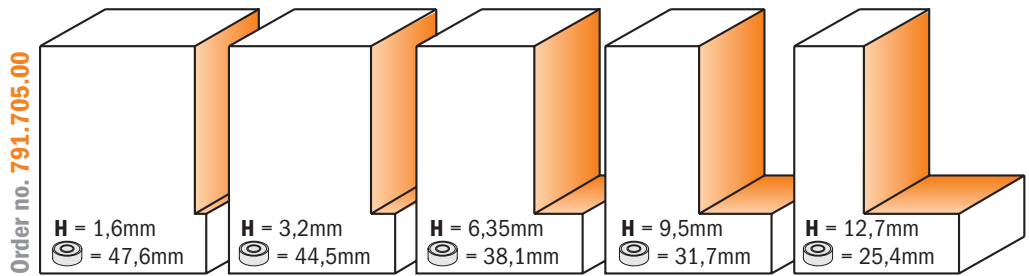
Collar order no.
799.517.00



8/935.990

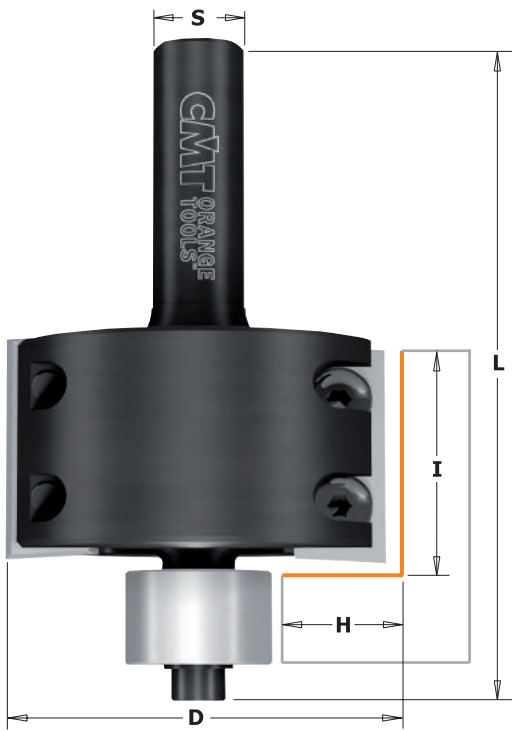


Drawings are 1:1 scale

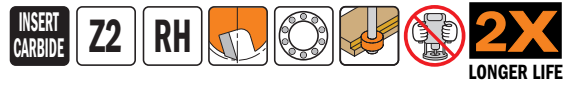


DESCRIPTION	PACK QTY.	ORDER NO. S=Ø12mm	ORDER NO. S=Ø12,7mm
The CMT Grand Rabbet Set (Ø50,8x22,2mm)	1	935.503.11	835.503.11
SET CONTAINS: The Grand Rabbet (bit only) with bushing Ø19mm		935.990.11	835.990.11
5 pcs. Bushing kits for bearing (H=1,6 - 3,2 - 6,35 - 9,5 - 12,7mm rabbets)			791.705.00
5 pcs. Bushing kits for bearing (H=4,7 - 8 - 11,1 - 14,3 - 17,5mm rabbets)			791.706.00
5 pcs. Bushing kits for bearing (H=6 - 9,1 - 11,9 - 15 - 18,2mm rabbets)			791.707.00
Bushing Ø50,8mm			799.517.00
Kit with screw, shields and keys			990.452.00

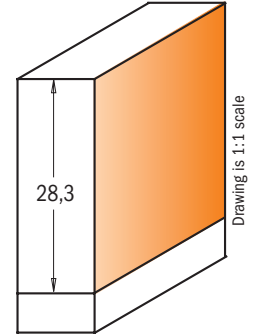
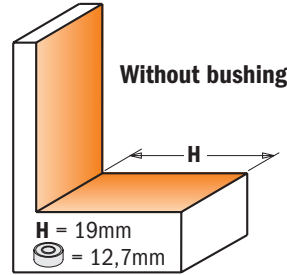
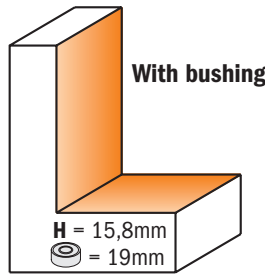
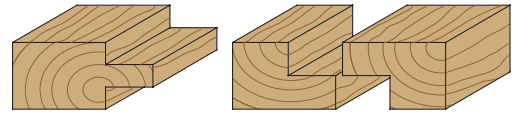
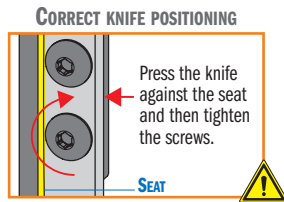
Grand Rabbeting Bits with Insert Knives



660.9



"The Grand Rabbet" by CMT is an investment that shows your commitment to quality. This CMT product will deliver years of reliable service under normal use. The collar sets (791.705.00-791.706.00-791.707.00) will enable you to produce 17 different rabbet sizes including rabbets for under-sized plywood applications. For rabbet sizes over 12,7mm (1/2"), make the cuts in several shallow passes until the desired depth is achieved. Available in 12mm and 12,7mm shanks.




Collar order no. 799.517.00

H mm	D mm	I mm	L mm	PACK QTY.	ORDER NO. S=Ø12mm	ORDER NO. S=Ø12,7mm	Spare parts			
16	50,8	28,3	86	10	660.990.11	660.991.11	790.283.12	990.075.00	991.061.00	791.010.00

- Spare parts**
- 541.514.00 Ø6,4mm stop collar
 - 799.503.00 Ø19,05mm bushings
 - 990.410.00 Ø4,2/Ø9mm shield for M4 screw
 - 990.052.00 M4x6mm TCEI screw
 - 991.067.00 3mm hex key
 - 990.469.00 Kit screw, shield and key
 - 790.283.12 are supplied in 10-piece pack or multiple

- Optional:**
- 799.517.00 Bushing for flush trim Ø50,8mm
 - 791.705.00 5 pcs. bushing set (H=1,6-3,2-6,35-9,5-12,7mm rabbets)
 - 791.706.00 5 pcs. bushing set (H=4,7-8-11,1-14,3-17,5mm rabbets)
 - 791.707.00 5 pcs. bushing set (H=6-9,1-11,9-15-18,2mm rabbets)

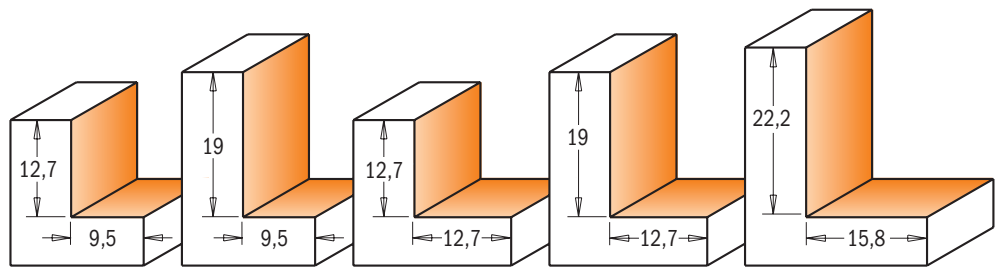
Rabbeting Bits



7/8/935



CMT carbide-faced rabbeting bits are fast and accurate - you can quickly produce inset doors and drawer fronts, make strong rabbet joints, mill perfect tongue and groove joints or any number of other jobs usually time consuming and difficult. You can even re-groove old window frames to fit insulated glass panes with the extra long CMT 19mm (3/4") rabbeting bit. Other possibilities are illustrated below and on the following pages. Look at our slot cutters and round over bits for ideas on how to put extra finishing touches on all your grooving and rabbeting projects.



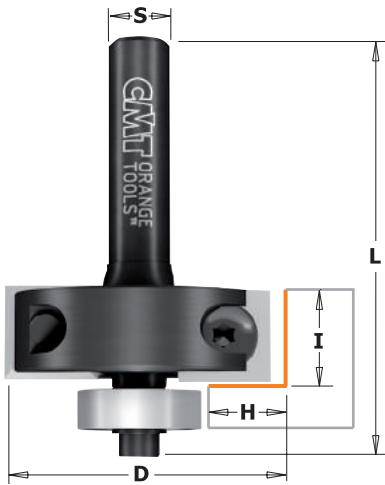
Drawings are 1:1 scale

H mm	D mm	I mm	L mm	PACK QTY.	ORDER NO. S=Ø6mm	ORDER NO. S=Ø6,35mm	ORDER NO. S=Ø8mm	ORDER NO. S=Ø12mm	ORDER NO. S=Ø12,7mm	Spare parts		
9,5	31,7	12,7	58,4	10	735.317.11	835.317.11	935.317.11			990.423.00	791.003.00	990.058.00
9,5	31,7	12,7	61,2	10				935.817.11	835.817.11	990.423.00	791.003.00	990.058.00
9,5	31,7	19	64,8	10	735.318.11		935.318.11			990.423.00	791.003.00	990.058.00
12,7	34,9	12,7	59,4	10	735.350.11	835.350.11	935.350.11	935.850.11	835.850.11	990.422.00	791.002.00	990.058.00
12,7	34,9	19	65,8	10				935.851.11	835.851.11	990.422.00	791.002.00	990.058.00
15,8	50,8	22,2	77,8	10				935.990.11	835.990.11	990.408.00	791.010.00	990.058.00

- Spare parts**
- 991.057.00 3/32" hex key
 - 799.503.00 19,05mm bushings

- 541.514.00 2mm spacer (8/935.990.11)

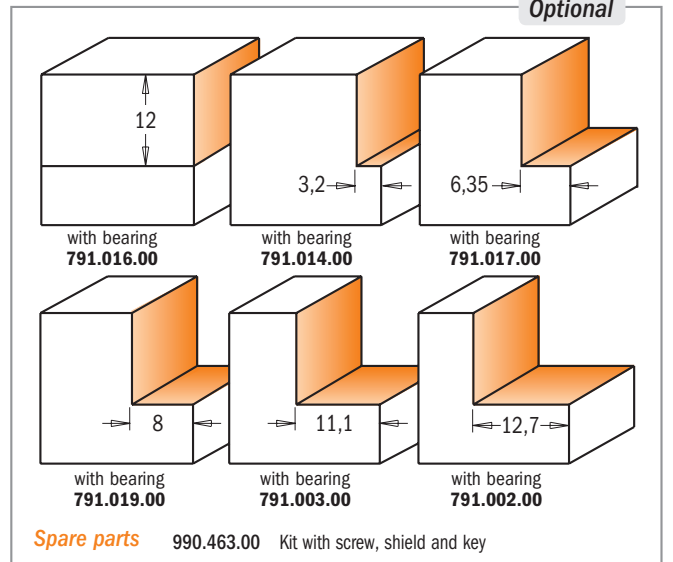
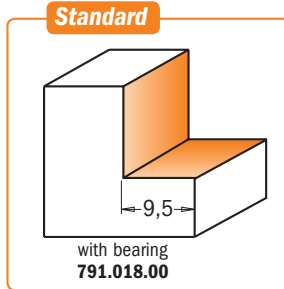
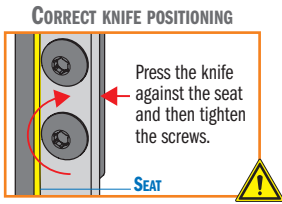
Rabbeting Bits with Insert Knives



660

Rabbeting bits with two replaceable knives fixed by special Torx screws. The blades are sharpened on all four sides and increase efficiency when working with board materials. Rabbeting bits are equipped with ball bearing guides for rabbeting width H= 9,5mm. You can also choose bearings for rabbeting width 12,7 - 11,1 - 8 - 6,35 - 3,2 - 0mm. For chipboards, hardwood or MDF. For use on portable routers.

Optional



H mm	D mm	I mm	L mm	PACK QTY.	ORDER NO. S=Ø6,35mm	ORDER NO. S=Ø8mm	ORDER NO. S=Ø12,7mm
9,5	34,9	12	55	10	660.351.11	660.350.11	
9,5	34,9	12	65	10			660.851.11

Spare parts

790.120.00	990.075.00	991.061.00	791.018.00
790.120.00	990.075.00	991.061.00	791.018.00

Spare parts 990.400.00 Ø3.2/Ø7mm shield for M3 screw 990.053.00 M3x10mm TCEI screws
 541.552.00 Ø3.25/Ø15.8mm shield for M3 screw 990.054.00 M3x16mm TCEI screws
 990.051.00 M3x6mm TCEI screws 991.062.00 Hex key 2,5mm

790.120.00 are supplied in 10-piece pack or multiple

Drawings are 1:1 scale

Rabbeting Sets

7/8/935.001

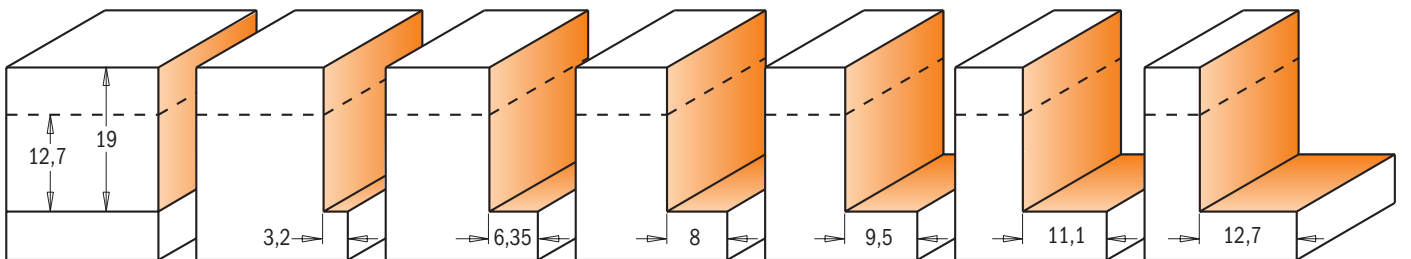


CMT rabbeting sets allow you to make a limitless number of cuts by adjusting the cutting height on your router and changing the bearing on the bit.




BE SURE to keep the black bearing washer right side up to correspond with the bearing rotation when re-assembling the bearing. Improper re-assembly can cause the screw to come loose. Each set comes complete with one rabbeting bit and six interchangeable ball bearing guides.

Drawings are 1:1 scale



H mm	D mm	I mm	PACK QTY.	ORDER NO. S=Ø6mm	ORDER NO. S=Ø6,35mm	ORDER NO. S=Ø8mm	ORDER NO. S=Ø12mm	ORDER NO. S=Ø12,7mm
0-12,7	34,9	12,7	5	735.001.11	835.001.11	935.001.11	935.501.11	835.501.11
0-12,7	34,9	19	5				935.502.11	835.502.11



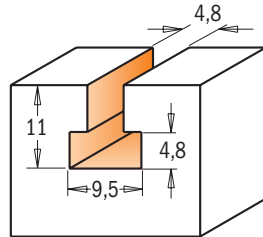
7/8/950.001



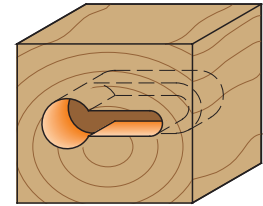
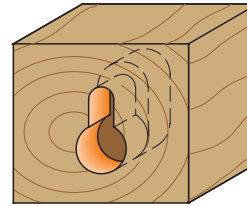
With the CMT keyhole bit you can make holes that keep your frames, plaques or any wall hanging perfectly straight and attached to the wall. The bit bores an entry hole in the wood, then proceeds to cut a 4,8mm hole and finishes by boring a larger opening under the surface. The perfect way to securely mount wall hangings on screws and nails.

SAFETY TIPS: Be sure the workpiece is securely fastened to the router table or work bench.

SHOP TIPS: Recommended for use with a plunge router.

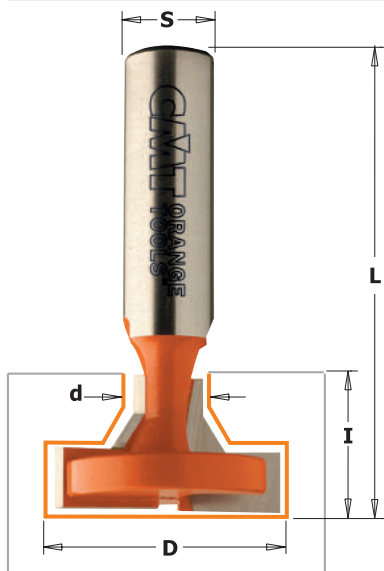


Drawing is 1:1 scale

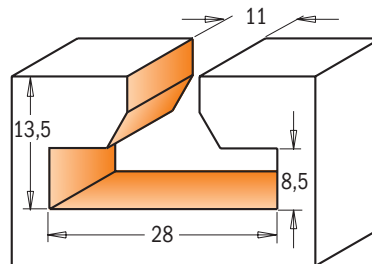


D mm	d mm	I mm	L mm	PACK QTY.	ORDER NO. S=Ø6mm	ORDER NO. S=Ø6,35mm	ORDER NO. S=Ø8mm	ORDER NO. S=Ø12mm	ORDER NO. S=Ø12,7mm
9,5	4,8	11	54	10	750.001.11	850.001.11	950.001.11	950.501.11	850.501.11

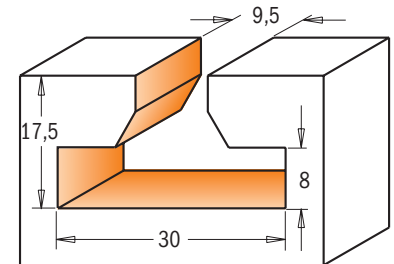
T-Slot Bits



8/950.6

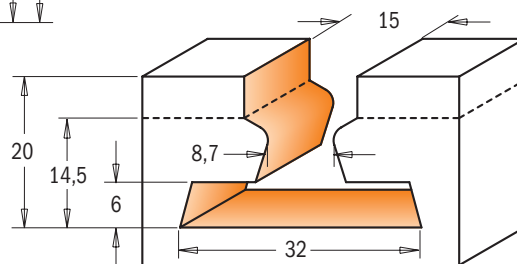


8/950.603

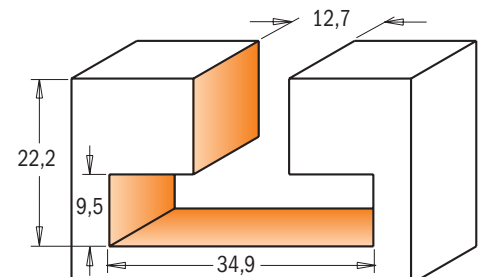


8/950.601

Drawings are 1:1 scale




950.604



8/950.602

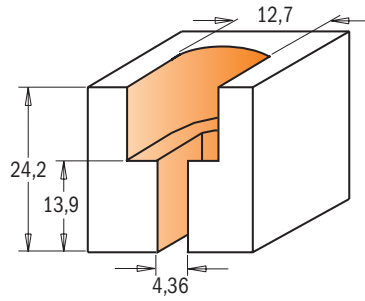
D mm	d mm	I mm	L mm	Z	PACK QTY.	ORDER NO. S=Ø12mm	ORDER NO. S=Ø12,7mm
28	11	13,5	56,3	2	10	950.603.11	850.603.11
30	9,5	17,5	60,3	2	10	950.601.11	850.601.11
32	8,7-15	20	66	1+1	10	950.604.11	
34,9	12,7	22,2	63,5	2	10	950.602.11	850.602.11

HW Z2 RH

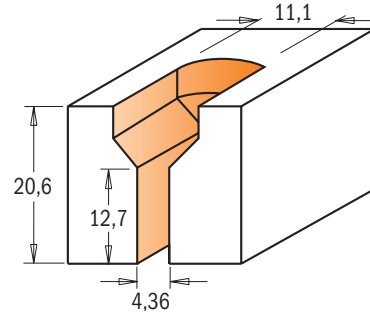


8/913

Any large panel or table top should be secured in a way that allows it to expand or contract without splitting. These screw-slot bits let you create screw slots so that panels can be held in place but are able to slide back and forth without splitting the wood or breaking the screw securing them.




Drawing is 1:1 scale




913.201.11
813.701.11

913.101.11
813.601.11



D mm	d mm	I mm	I mm	L mm	PACK QTY.	ORDER NO. S=Ø8mm	ORDER NO. S=Ø12,7mm
11,1	4,36	12,7	20,6	63,5	10	913.201.11	813.701.11
12,7	4,36	13,9	24,2	63,5	10	913.101.11	813.601.11

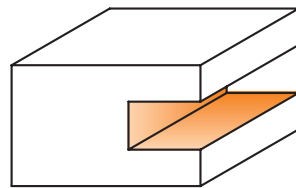
Flooring Router Bits



822.023B - 822.024B

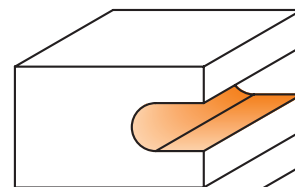
HW Z2 RH

CMT now offers you these industrial quality carbide-tipped router bits for flooring and inlay applications. They easily and smoothly run through solid and timber wood while cutting edges and remain sharp even after several passes 822.024.11B item number also features rounded edges to produce 3,2mm (1/8") radius inlays. These bits are equipped with a stop collar and a bearing.

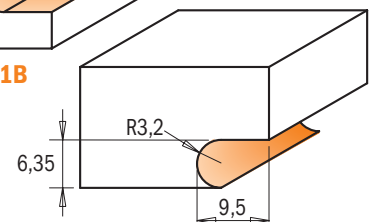


822.023.11B

Drawings are 1:1 scale



822.024.11B




D mm	I mm	H mm	R mm	L mm	PACK QTY.	ORDER NO. S=Ø6,35mm
31,75	6,35	9,5		47,6	10	822.023.11B
31,75	6,35	9,5	3,2	47,6	10	822.024.11B

Spare parts



791.010.00	541.001.00	990.005.00	991.056.00
791.010.00	541.001.00	990.005.00	991.056.00

Three Wing Slot Cutter Set



8/900.506

Create slots, grooves and rabbets in materials from 3,2mm to 18mm in depth by using the adjustable CMT Three Wing slot cutter set. See chart below for details on spacing and correct cutter combinations. Ideal for biscuit joints and milling perfect tongue and groove joints.

This set includes:


- 4 carbide tipped cutters 3,2mm, 4mm, 4,8mm, 6,4mm
- 1 arbor 12mm or 12,7mm
- 1 ball bearing (22mm) for 12,7mm cut
- 17 shims: (8x0,1mm - 4x0,5mm - 3x1mm and 2x4mm)

SAFETY TIPS: never use the slot cutter set without shims between the cutters.

The distance between the cutters can vary from 1mm to 1,7mm. A shim must also be positioned between the ball bearing and the cutters.

SHOP TIPS: the bearings kit 791.711.00 makes 6,35mm and 9,5mm cutting depths.

NOTE: The carbide edges of the cutters should never touch; arrange the shims as illustrated below. Use only the thicknesses provided in the set. Be sure all cutters are assembled in the proper right rotational direction below. Looking down the arbor the cutters will turn clockwise.



Cutter combinations	Cutter height	
	mm	mm
A	3,2	
B	4	
C	4,8	
D	6,4	
A + B	6,4	a 7,1
A + C	7,2	a 7,9
A + D	8,8	a 9,5
B + C	8	a 8,7
B + D	9,6	a 10,3
C + D	10,4	a 11,1
A + B + C	10,4	a 11,8
A + B + D	11,9	a 13,3
A + C + D	12,7	a 14,1
B + C + D	13,5	a 14,9
A + B + C + D	15,9	a 18

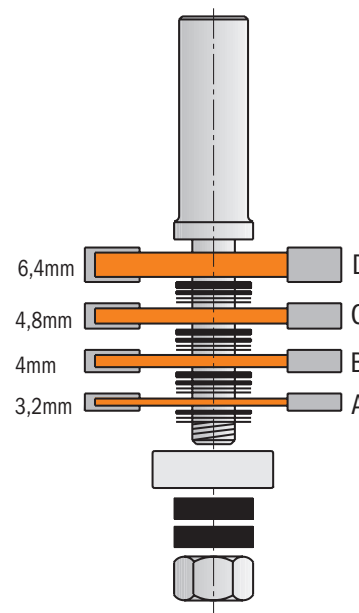
Use shims to adjust cut width: MIN.1mm - MAX 1,7mm

I mm	D mm	H mm	L mm	PACK QTY.	ORDER NO. S=Ø12mm	ORDER NO. S=Ø12,7mm	Spare parts
3,2-18	47,6	12,8	81	10	900.506.11		924.128.00 791.005.00 990.020.00
3,2-18	47,6	12,8	81	10		800.506.11	824.128.00 791.005.00 990.020.00


Spare parts

541.515.00	0,1mm spacer
541.517.00	0,5mm spacer
541.518.00	1mm spacer
541.501.00	4mm spacer

Optional:
791.711.00 Kit with two 28,5mm and 34,9mm bearing for slot cutter



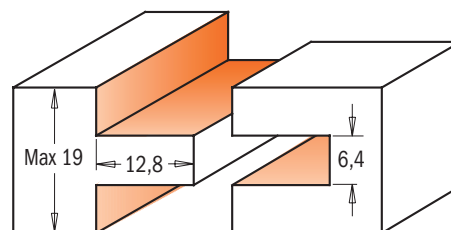
Tongue & Groove Set



8/900.626



Make tongue and groove joints without the complicated process of taking apart and reassembling bits. The new CMT tongue and groove set gives you one bit to groove the slot and a separate bit to mill the tongue. Or use your imagination and put them to work individually on other projects. Makes tongue and groove cuts in wood up to 19mm thickness.



Drawings are 1:1 scale

PROFILE	I mm	D mm	H mm	L mm	PACK QTY.	ORDER NO. S=Ø8mm	ORDER NO. S=Ø12mm	ORDER NO. S=Ø12,7mm
A+B	19	47,6	12,8	71	5	900.126.11		
A+B	19	47,6	12,8	71	5		900.626.11	
A+B	19	47,6	12,8	71	5			800.626.11
A	19	47,6	12,8	71	10			800.626.11M

Spare parts

541.515.00	0,1mm spacer	541.518.00	1mm spacer
541.516.00	0,3mm spacer	541.500.00	3mm spacer
541.517.00	0,5mm spacer		

Spare parts

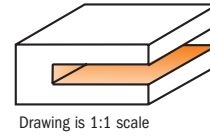
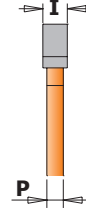

924.083.00	791.005.00	822.364.11	990.020.00
924.131.00	791.005.00	822.364.11	990.020.00
824.131.00	791.005.00	822.364.11	990.020.00
824.131.00	791.005.00	822.364.11	990.020.00



7/8/922A/B

Uses for the CMT three wing slot cutter are almost infinite. Cut slots and grooves for splines, biscuits, T-molding or tongue and groove joints. Every cutter features anti-kickback design, micrograin carbide tips and CMT's trademark orange non-stick PTFE coating. CMT slot cutters are available as a blade only or with your choice of a 6, 8, 12, 6,35 or 12,7mm diameter arbor which includes a 22mm diameter bearing for a cutting depth of up to 12,7mm.

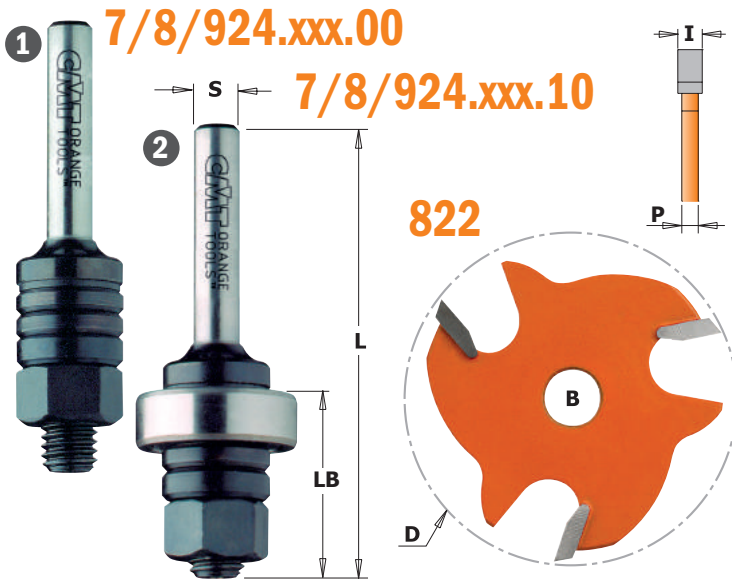
NOTE: For biscuit joints, use I=4mm slot cutter.



Drawing is 1:1 scale

I mm	P mm	D mm	H mm	PACK QTY.	ORDER NO. S=Ø6mm	ORDER NO. S=Ø6,35mm	ORDER NO. S=Ø8mm	ORDER NO. S=Ø12mm	ORDER NO. S=Ø12,7mm
1,5	1,07	47,6	12,8	10	722.315.11A		922.315.11A	922.315.11B	
1,6	1,07	47,6	12,8	10		822.316.11A			822.316.11B
2	1,27	47,6	12,8	10	722.320.11A	822.320.11A	922.320.11A	922.320.11B	822.320.11B
2,4	1,27	47,6	12,8	10		822.324.11A			822.324.11B
2,5	1,27	47,6	12,8	10	722.325.11A		922.325.11A	922.325.11B	
3	1,27	47,6	12,8	10	722.330.11A		922.330.11A	922.330.11B	
3,2	1,27	47,6	12,8	10		822.332.11A			822.332.11B
3,5	2,07	47,6	12,8	10	722.335.11A		922.335.11A	922.335.11B	
4	2,07	47,6	12,8	10	722.340.11A	822.340.11A	922.340.11A	922.340.11B	822.340.11B
4,8	2,86	47,6	12,8	10		822.348.11A			822.348.11B
5	2,86	47,6	12,8	10	722.350.11A		922.350.11A	922.350.11B	
6	4,45	47,6	12,8	10	722.360.11A	822.360.11A	922.360.11A	922.360.11B	822.360.11B
6,4	4,45	47,6	12,8	10		822.364.11A			822.364.11B

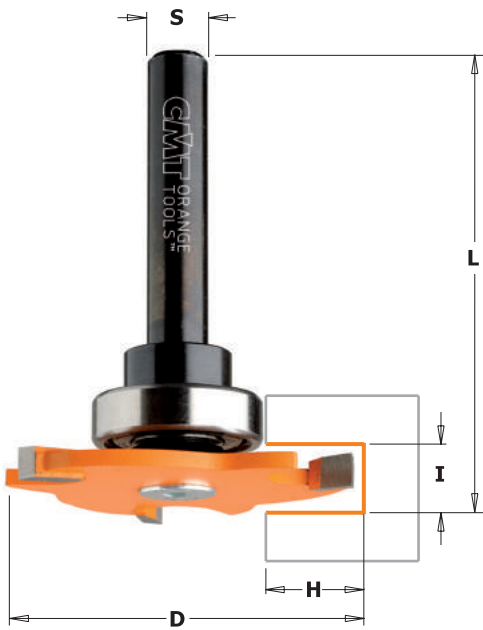
These three wing carbide tipped Slot Cutters feature anti-kickback three wing blade design and CMT's trademark orange P.T.F.E. Industrial Coating. All cutters feature an 8mm bore that fits CMT's arbors (items 7/8/924).



I mm	P mm	D mm	B mm	PACK QTY.	ORDER NO.
1,5	1,07	47,6	8	10	822.315.11
1,6	1,07	47,6	8	10	822.316.11
1,8	1,27	47,6	8	10	822.318.11
2	1,27	47,6	8	10	822.320.11
2,2	1,27	47,6	8	10	822.322.11
2,4	1,27	47,6	8	10	822.324.11
2,5	1,27	47,6	8	10	822.325.11
2,8	1,27	47,6	8	10	822.328.11
3	1,27	47,6	8	10	822.330.11
3,2	1,27	47,6	8	10	822.332.11
3,5	2,07	47,6	8	10	822.335.11
4	2,07	47,6	8	10	822.340.11
4,8	2,86	47,6	8	10	822.348.11
5	2,86	47,6	8	10	822.350.11
6	4,45	47,6	8	10	822.360.11
6,4	4,45	47,6	8	10	822.364.11

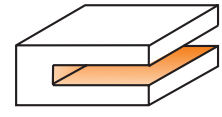
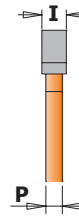
DESCRIPTION	LB mm	L mm	PACK QTY.	ORDER NO. S=Ø6mm	ORDER NO. S=Ø6,35mm	ORDER NO. S=Ø8mm	ORDER NO. S=Ø12mm	ORDER NO. S=Ø12,7mm
1 Slot cutter arbor without bearing	26	61	10	724.060.00	824.064.00	924.080.00		
1 Slot cutter arbor without bearing	26	67,5	10				924.120.00	824.127.00
2 Slot cutter arbor with bearing	26	61	10	724.060.10	824.064.10	924.080.10		
2 Slot cutter arbor with bearing	26	67,5	10				924.120.10	824.127.10
Slot cutter arbor without bearing, long series	40	86	10			924.083.00		
Slot cutter arbor with bearing, long series	40	86	10			924.083.10		

Spare parts	Part No.	Description	Part No.	Description
	791.005.00	Ø8-22mm bearing	541.518.00	1mm spacer
	541.501.00	4mm spacer	990.020.00	M8 nut
	541.500.00	3mm spacer		



923A - 823B

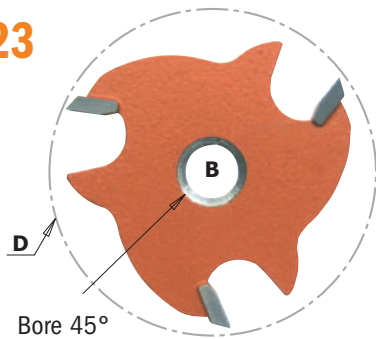
The uses of this bit are infinite: not only can you rout grooves and rabbets, but you can even T or dovetail joints on wood panels. Each bit features three carbide-tipped cutters, orange coloured PTFE coating and anti-kickback design. The 22mm bearing is included for a cutting depth of 12,8mm. The bit and the slot cutter are also available separately.



Drawing is 1:1 scale

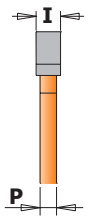
I mm	P mm	D mm	H mm	L mm	PACK QTY.	ORDER NO. S=Ø8mm	ORDER NO. S=Ø12,7mm
3	1,27	47,6	12,8	58	10	923.330.11A	
3,2	1,27	47,6	12,8	57,5	10		823.332.11B
4	2,07	47,6	12,8	58,3	10	923.340.11A	823.340.11B
5	2,86	47,6	12,8	63	10	923.350.11A	
6,4	4,45	47,6	12,8	60,7	10		823.364.11B

823



These three wing carbide tipped slot cutters feature anti-kickback three wing blade design and CMT's trademark orange PTFE Industrial Coating. All cutters feature an 8mm bore that fits CMT's arbors (items 7/8/924).

I mm	P mm	D mm	B mm	PACK QTY.	ORDER NO.
3	1,27	47,6	8	10	823.330.11
3,2	1,27	47,6	8	10	823.332.11
4	2,07	47,6	8	10	823.340.11
5	2,86	47,6	8	10	823.350.11
6,4	4,45	47,6	8	10	823.364.11



7/8/924

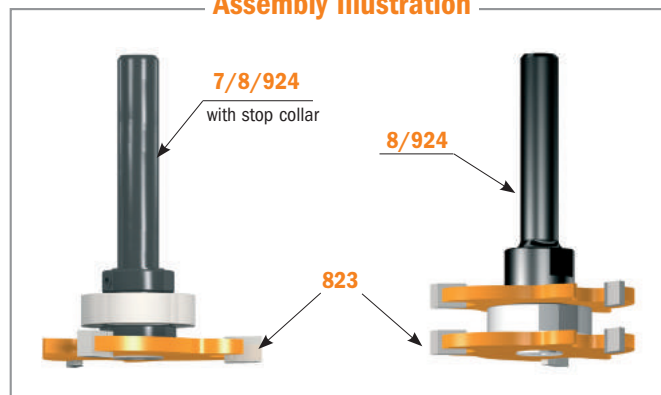


with stop collar



8/924

Assembly Illustration



DESCRIPTION	PACK QTY.	ORDER NO. S=Ø6mm	ORDER NO. S=Ø6,35mm	ORDER NO. S=Ø8mm	ORDER NO. S=Ø12,7mm
1 Slot cutter arbor without bearing without stop collar	10	724.061.00	824.061.00	924.081.00	824.121.00
1 Slot cutter arbor with bearing and stop collar	10	724.061.10	824.061.10	924.081.10	824.121.10
2 Slot cutter arbor without bearing	10			924.082.00	824.122.00
2 Slot cutter arbor with bearing	10			924.082.10	824.122.10

Spare parts

791.012.00	Ø8-22mm bearing	541.515.00	0,1mm spacer
541.001.00	Stop collar for Ø6,35mm shanks	541.516.00	0,3mm spacer
541.002.00	Stop collar for Ø12,7mm shanks	541.517.00	0,5mm spacer
791.013.00	Ø12,7-22mm bearing	541.518.00	1mm spacer
541.003.00	Stop collar for Ø6mm shanks	990.055.00	M5x12mm TSPEI screw
541.004.00	Stop collar for Ø8mm shanks	991.067.00	3mm hex key

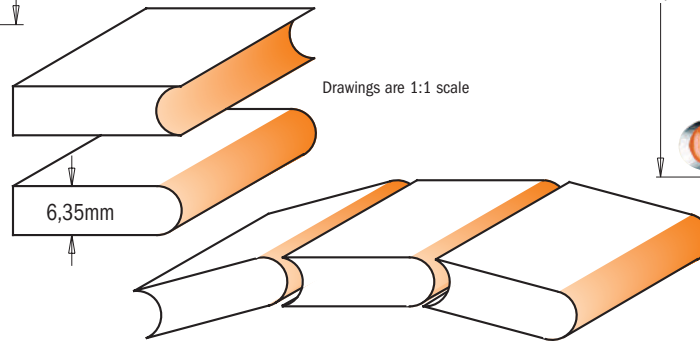

Flute & Bead Set



8/955.701

This perfectly mated CMT set is ideal for making canoe slats and hot tub enclosures. The cutting edges feature tungsten carbide which stay sharp even after cutting large amounts of stock. The anti-kickback design ensures that you work safely.

Use both the flute and the bead bits for 6,35mm (1/4") slats as shown below.



R	D				PACK QTY.	ORDER NO. S=Ø12mm	ORDER NO. S=Ø12,7mm
3,2	38				5	955.701.11	855.701.11

Lock Miter Set

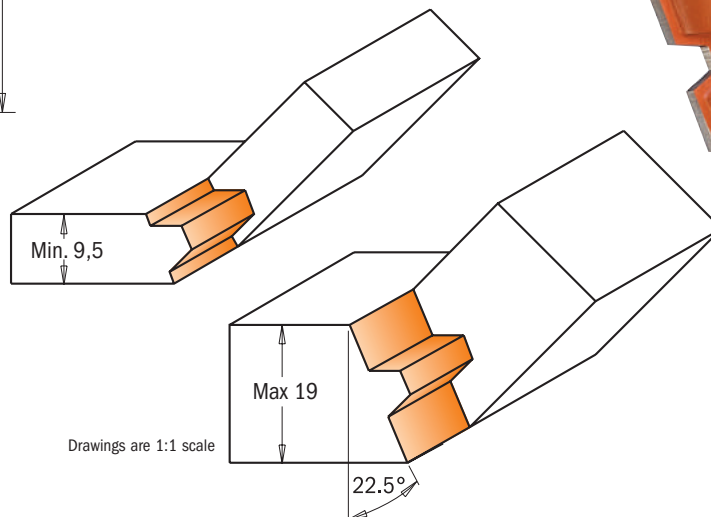
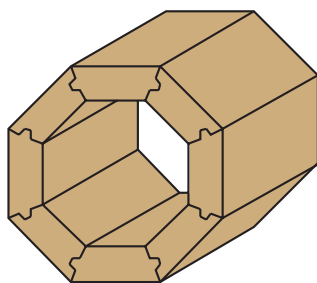
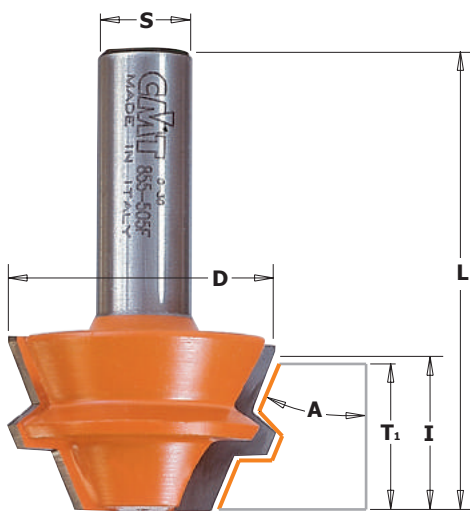


8/955

Now you don't have to fight with those awkward clamps on your 22.5° angle projects. Use this pair of bits to produce octagonal shaped boxes and popular corner cabinetry like cabinets for kitchens, entertainment centres, kitchen islands and corner hutches. This 22.5° Lock Miter set provides a strong tight joint even at 45° angles.

Biscuits and splines are time consuming and difficult to clamp; but CMT's matched cutters make set-up easy. Height adjustment is not an issue. All you have to do is adjust your fence so the top edge of the workpiece intersects the angle of the bit where it meets the fence.

After your joints are machined they can be glued and assembled and simply clamped by using strapping tape.



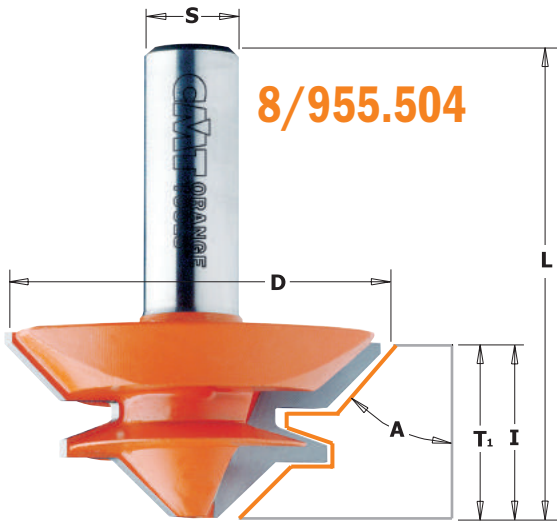
D	I	A	T ₁	L		PACK QTY.	ORDER NO. S=Ø8mm	ORDER NO. S=Ø12,7mm
37,3	22,2	22,5°	9,5 ÷ 19	60,3		5	955.005.11	855.505.11



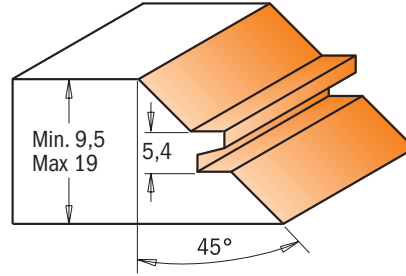
CMT lock miter bits are ideal for milling miter joints in 28,5mm stock. A quick and easy way to accurately create boxes, stretcher bars, frames and any assortment of right angle or parallel joint projects.

To produce perfectly fitting miter joints, lay one piece with the inside face-down on the work table and the wood centred to the bit. Mill as shown in step 1 of the illustration below. Mill the second piece with the inside face placed vertical to the bit and fence, as shown in step 2.

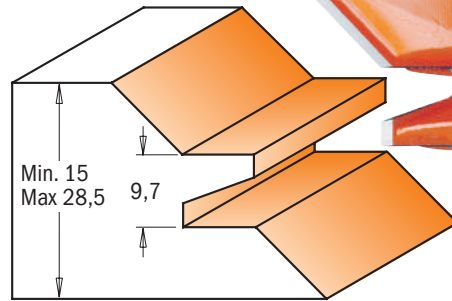
To mill sturdy parallel glue joints follow step 1 shown in the illustration with the inside face of the workpiece laid flat on the table and centred to the bit. To make the second part, lay the workpiece flat on the table and centred to the bit. Mill with the inside face-up.



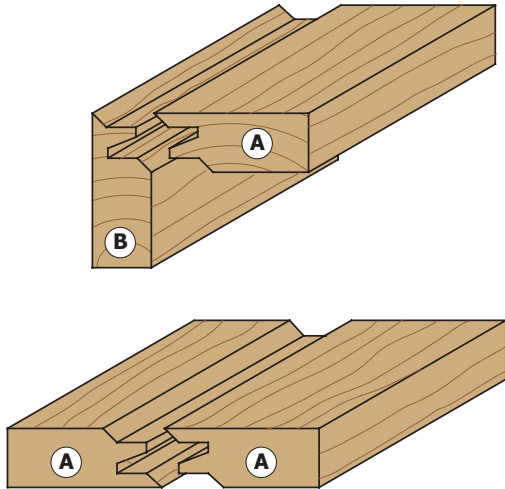
8/955.504



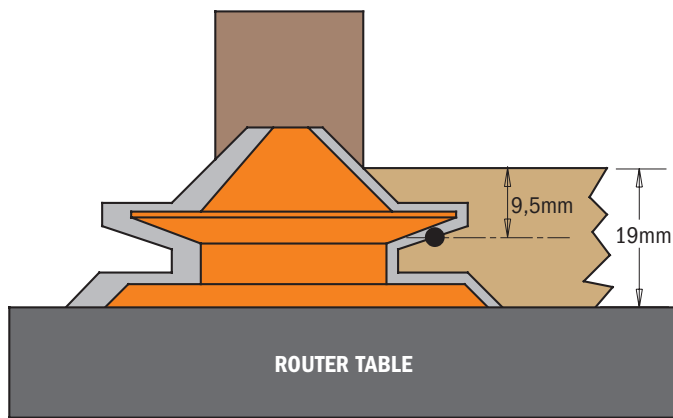
8/955.503



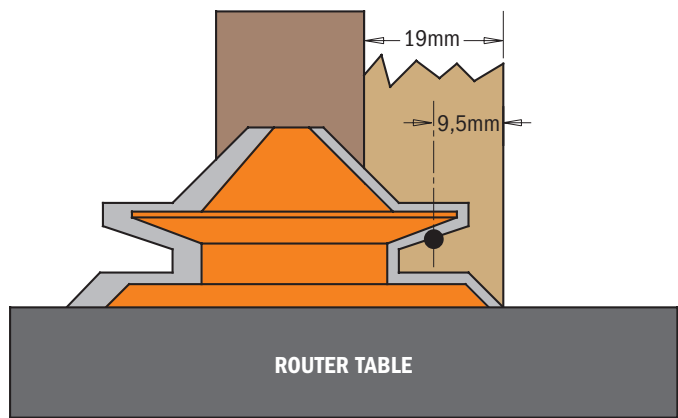
Drawings are 1:1 scale



For miter and parallel glue joints using 19mm board



Nr. 1: Rout one piece with the inside face flat on the router table. Be sure the cut is centred to the stock.



Nr. 2: Rout the second piece with the inside face vertical to the fence.

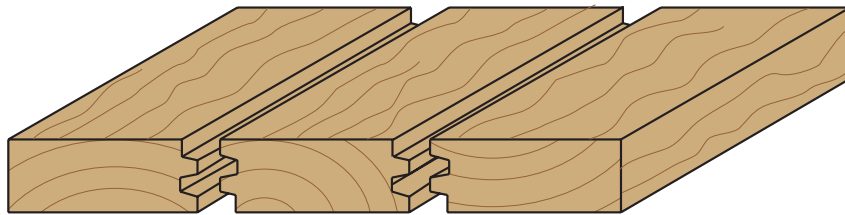
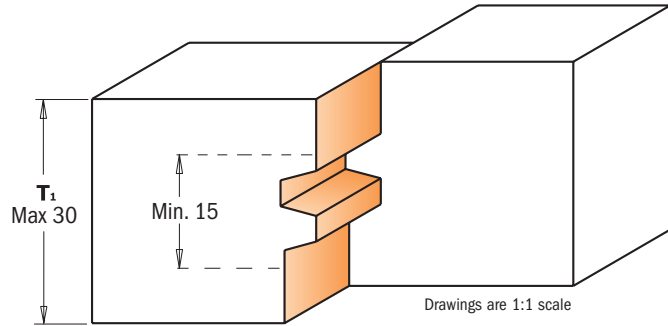

D mm	I mm	A	T ₁ mm	L mm	PACK QTY.	ORDER NO. S=Ø12mm	ORDER NO. S=Ø12,7mm
70	31,7	45°	15 ÷ 28,5	69,9	5	955.503.11	855.503.11
50,8	22,2	45°	9,5 ÷ 19	60,3	5	955.504.11	855.504.11



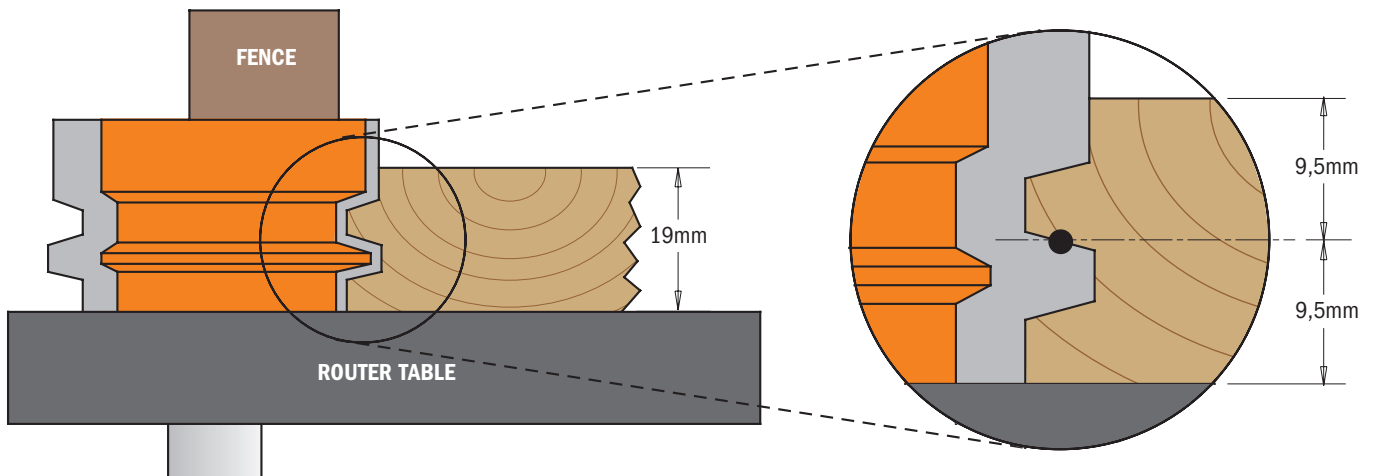
8/955.501

The most unique and important characteristic of this CMT bit is its capacity to produce a virtually indestructible glue joint quickly and flawlessly. Ideal for routing panels, doors and furniture pieces of wide dimension panels, doors and furniture pieces. By accurately centering the bit to the wood, the upper and lower vertical cutting edges of the bit will cut equal proportions. Simply run one edge of the panel, turn the panel over, and then run the opposite edge - you will craft perfectly harmonized reverse cuts that match up to produce immaculate joints!

SHOP TIPS: When glueing, apply enough pressure to securely seal the joint. Insufficient pressure results in a weak joint and excessive pressure will distort the wood.



Example using a 19mm board



To accurately centre the wood to the bit: Adjust the bit according to the thickness of the wood you are cutting. Line up the cut edge of the wood to the centre point of the bit as illustrated in the enlarged drawing. The upper and lower vertical cutting edges of the bit are in proportion and at an equal distance from the centre point of the bit. Run one cut edge of the wood, turn the piece over and run the other edge for exact reverse cuts that match up perfectly. Assemble the reverse cut pairs together for beautiful, strong joints.


D	I	T ₁	L			PACK QTY.	ORDER NO. S=Ø12mm	ORDER NO. S=Ø12,7mm
44,4	32	15 - 30	70,1			10	955.501.11	855.501.11



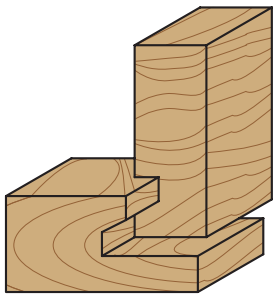
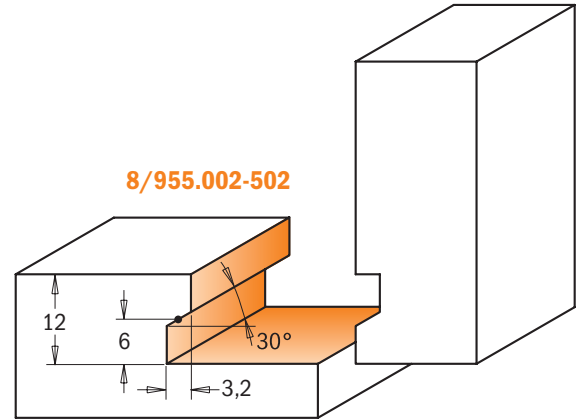
7/8/955

The key to success when constructing quality drawers is in the quality of the drawer lock bit you use. With CMT drawer lock bits you can make strong, perfectly fitted joints quickly and easily. As illustrated below, mill the drawer front with the inside face-down on the work table. Mill the sides of the drawer with the inside face placed vertical to the bit and fence, and perpendicular to the table.

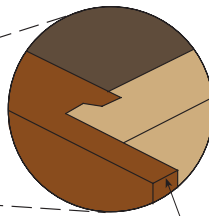
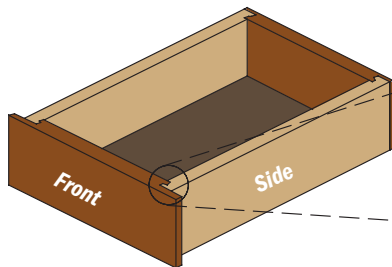
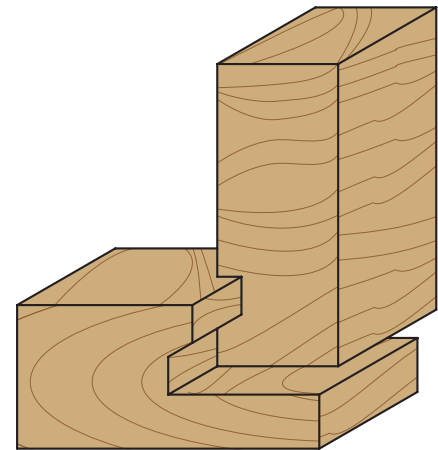
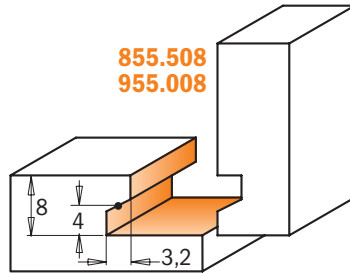
These bits are to be used on router tables only. Do not use on hand-held routers.



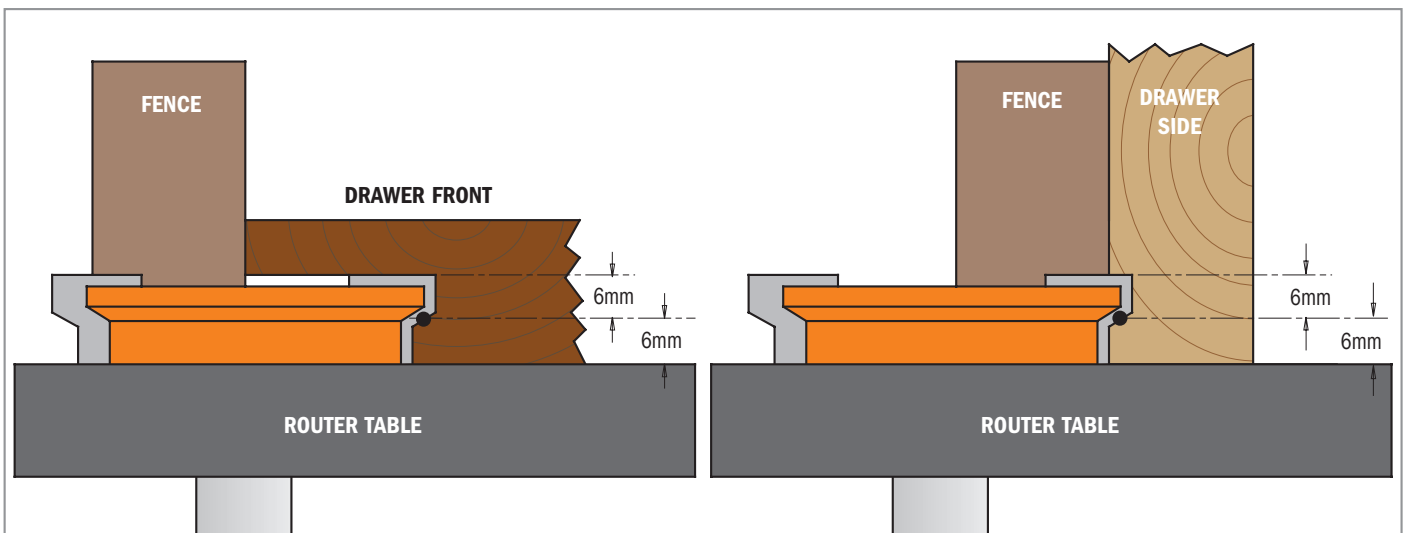
8/955.002-502



855.508
955.008



Overhang
for drawer stop

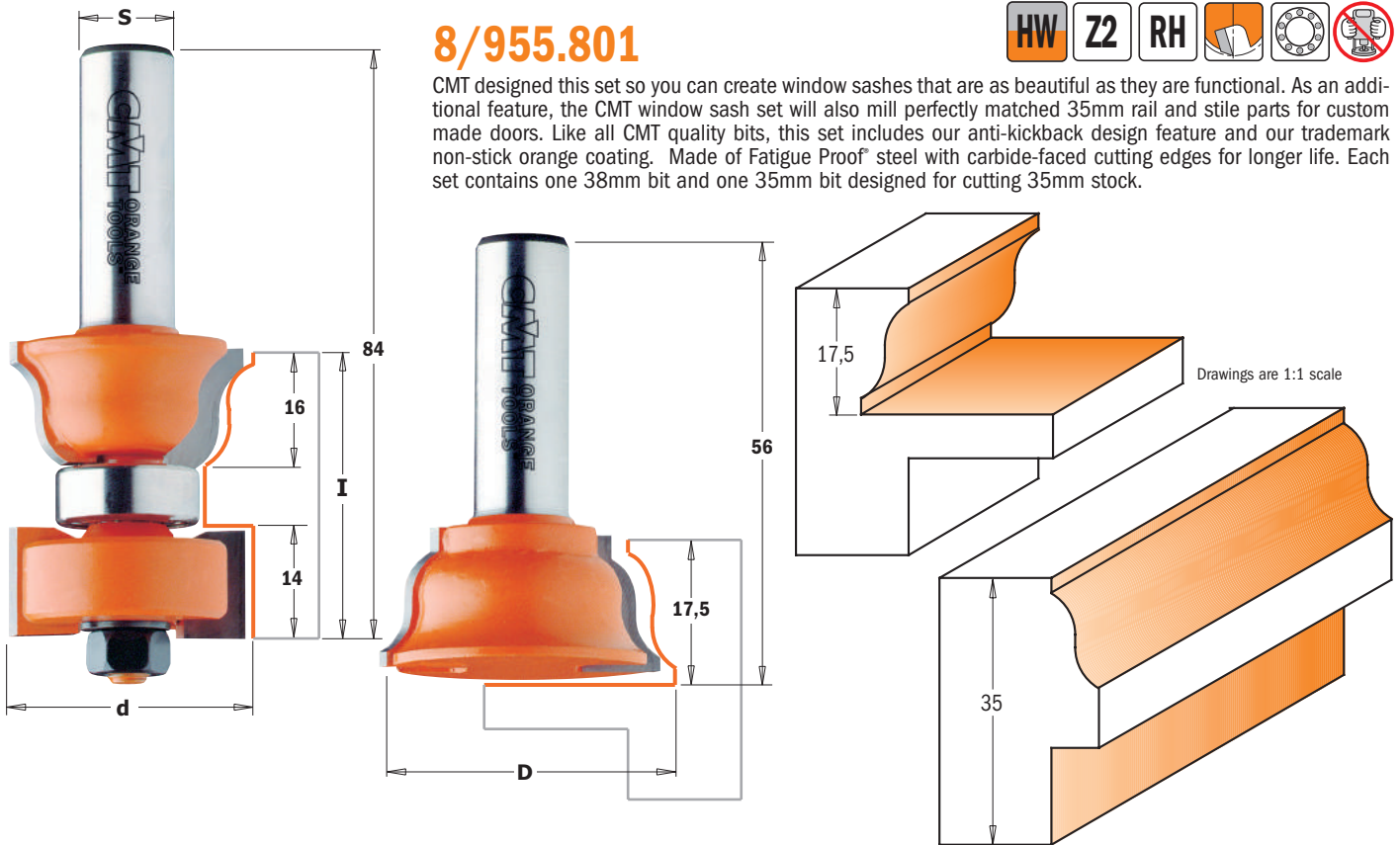


D mm	T ₁		I mm	L mm	PACK QTY.	ORDER NO. S=Ø6mm	ORDER NO. S=Ø6,35mm	ORDER NO. S=Ø8mm	ORDER NO. S=Ø12mm	ORDER NO. S=Ø12,7mm
	min. mm	max. mm								
25,4	9,5	15,87	12,7	54	10			955.008.11		855.508.11
31,7	15,87	25,4	12,7	44,5	10	755.002.11	855.002.11	955.002.11		
50,8	15,87	25,4	12,7	50,8	10				955.502.11	855.502.11



8/955.801

CMT designed this set so you can create window sashes that are as beautiful as they are functional. As an additional feature, the CMT window sash set will also mill perfectly matched 35mm rail and stile parts for custom made doors. Like all CMT quality bits, this set includes our anti-kickback design feature and our trademark non-stick orange coating. Made of Fatigue Proof[®] steel with carbide-faced cutting edges for longer life. Each set contains one 38mm bit and one 35mm bit designed for cutting 35mm stock.



d	I	L	D	I	L	PACK QTY.	ORDER NO.	ORDER NO.
mm	mm	mm	mm	mm	mm		S=Ø12mm	S=Ø12,7mm
35	35	84	38	17,5	56	5	955.801.11	855.801.11

Spare parts

791.012.00	822.004.11	541.518.00	990.020.00

Step-By-Step Window Sash Construction

CMT set makes it easy!

In our step-by-step example for window sash construction, we used the following:

- CMT Window Sash Set (item #855.801.11)
- stiles cut 35mm thick
- rails cut 35mm thick
- scrap stock

The CMT Window Sash Set was designed ideally for the construction of windows in 35mm stock, however variations as narrow as 28mm can be used. Stock thicker than 35mm exceeds the milling range of the cutter. Remember to adjust your measurements and cutting depths according to the wood thickness you use. We suggest making a trial joint in scrap stock according to the following steps before milling all of the cope and stick profiles.

STEP 1 - Measurements and making the tenons

The ideal thickness of the stiles when using the CMT sash set is 35mm. The desired width of the stiles will determine the length you need to make your tenons, while the length of the stile will represent the desired full height of the sash. When cutting the rails to length, make sure to add the length of the two tenons to the overall length of the rail. The length of the tenons should be at least half the width of the stile. Mill 16mm measuring from the front face of the stock using a table saw, radial saw or router as shown in illustration 1. This measurement remains invariable since it is calculated to the height of the CMT sash routers. The width of the tenon is 6mm. Rotate the stock and mill the other side. As per our example, the second milling will be 13mm but this measurement will vary if you are using thinner stock.

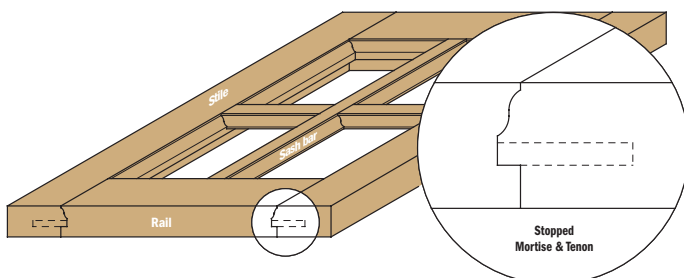
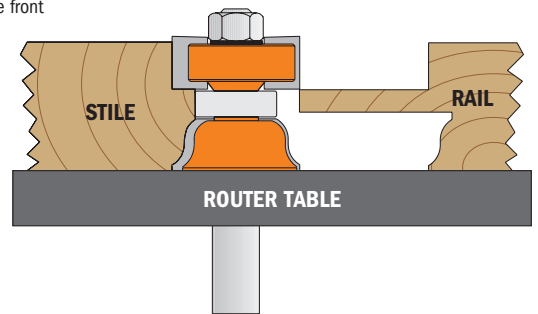
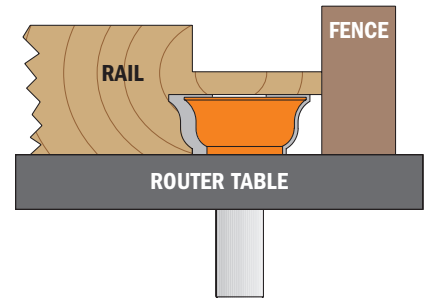
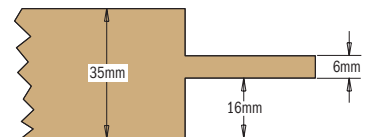
STEP 2 - Making the cope profile on rails, sash bar and muntins

To make the cope profile, place the rail face front down on the router table with the tenon flush to the bit as shown in illustration 2. Adjust the fence so the bit mills 6,35mm deeper than the tenon. To mill the sash bar and the muntins (cross bars), position front face down on the router table and mill without changing the height of the bit.

STEP 3 - Making the stick profile on rails, stile, sash bar and muntins

To mill the stick profile along the inside edges of all sash parts, place the already milled cope profile front face down on the router table and adjust the sash bit so that the lower edge of the top cutter will exactly touch the upper edge of the tenon as shown in need to 3 illustrations. With the rail still face down on the table, turn it so the inside edge of the rail is touching the bit and mill the stick profile. Mill the inside edges of the stiles and mill both edges of the front face of the sash bar and muntins.

To cut the slots for the tenons, measure 16mm from the front face of the stiles and rout with a table saw.

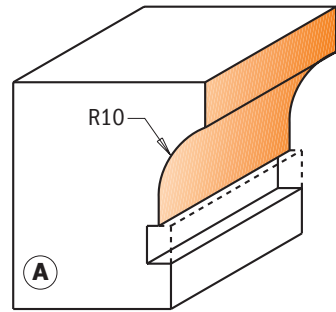
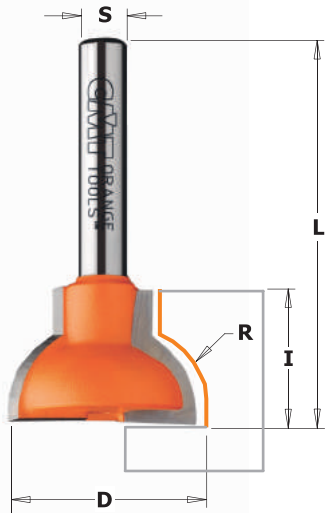


Ovolo Sash Bits

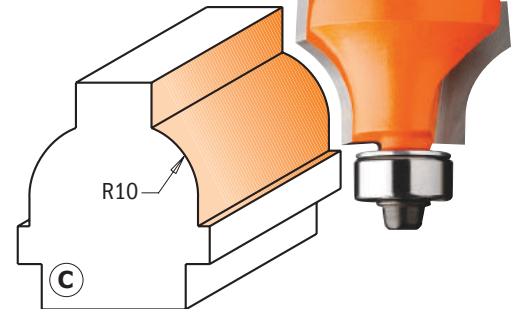
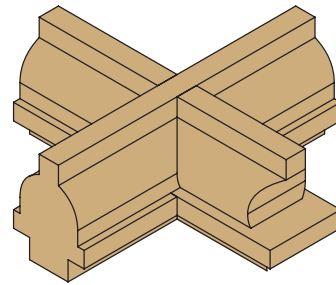
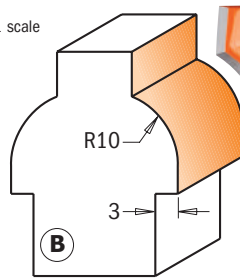


8/955.3

These bits allow you to make true divided light doors for fine furniture and cabinets as well as sash bar windows, and stile and rail constructions. The glazing bar ovolo bits are bearing-guided to enable curved frames to be moulded. Cove bits can be used to produce easy-to-pull drawer handles.



Drawings are 1:1 scale



D mm	I mm	R mm	L mm	PROFILE	PACK QTY.	ORDER NO. S=Ø6,35mm	ORDER NO. S=Ø8mm
25	19	10	50,8	A	10	855.307.11M	955.307.11M
22	19	10	50,8	B	10	855.307.11F	955.307.11F
28	19	10	61,2	C	10	855.308.11F	955.308.11F


Spare parts



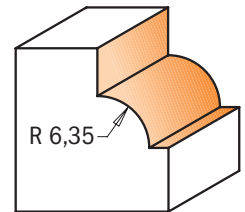
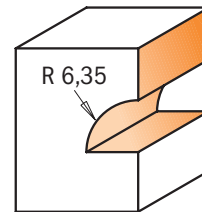
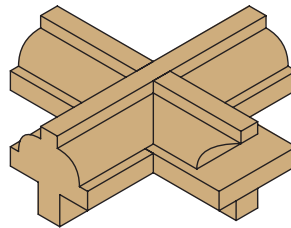
990.423.00 791.003.00 990.058.00 991.057.00

Ovolo Sash Set

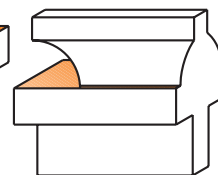
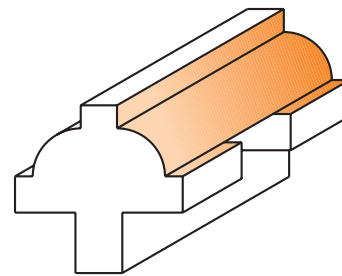
955.302 - 855.802



57



Drawings are 1:1 scale



d mm	D mm	I mm	R mm	PACK QTY.	ORDER NO. S=Ø8mm	ORDER NO. S=Ø12,7mm
30	31,7	12	6,35	5	955.302.11	855.802.11


Spare parts



990.423.00 791.003.00 990.058.00 991.057.00 791.011.00 541.002.00

Spare parts 991.056.00 1,5mm hex key

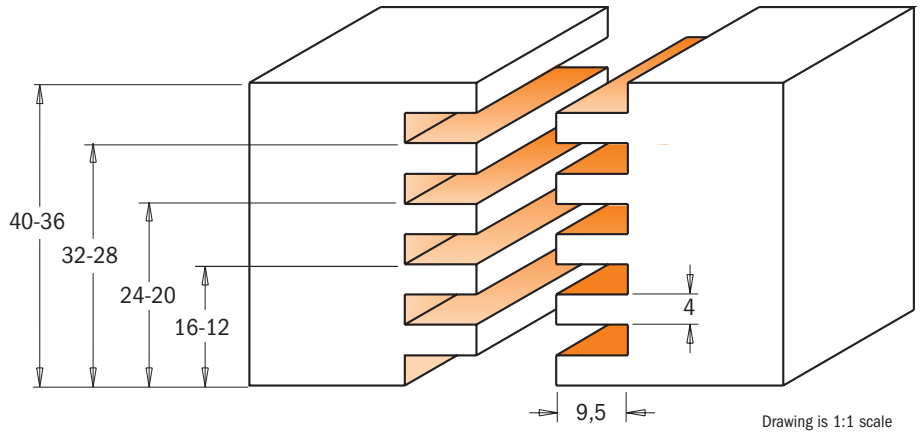
Finger Joint Bit



8/900.616



This router allows you to carry out accurate and functional finger joints with the greatest of ease. Without any adjustment you will be able to work woods with different thicknesses as indicated in the drawing. The bearing allows you to reach a 9,5mm cutting depth. For further cutting depths you need to use a fence.

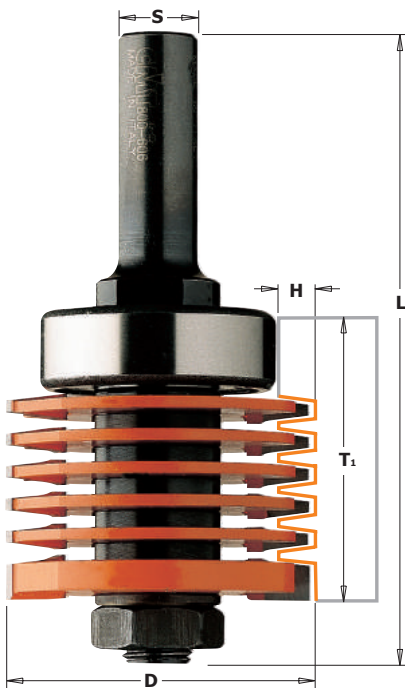


T ₁ mm	D mm	H mm	L mm	PACK QTY.	ORDER NO. S=Ø12mm	ORDER NO. S=Ø12,7mm	Spare parts			
12 - 40	47,6	9,5	97	10	900.616.11					
12 - 40	47,6	9,5	97	10		800.616.11	924.130.00	791.027.00	822.340.11	990.020.00

Spare parts
 541.515.00 0,1mm spacer
 541.519.00 5,8mm spacer
 990.403.00 1,6mm washer
 990.459.00 Kit with spacers

Optional
 791.020.00 Ø38,1mm bearing (for depth 4,75mm)
 791.029.00 Ø34,9mm bearing (for depth 6,35mm)
 791.015.00 Ø31,7mm bearing (for depth 8mm)
 791.011.00 Ø19mm bearing (for depth 14,3mm)

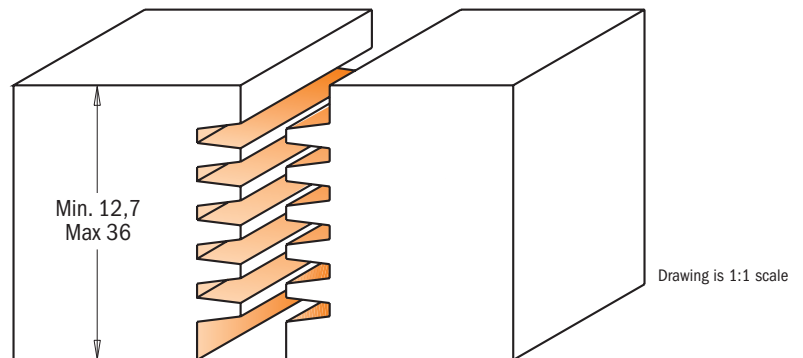
Professional Finger Joint Bit



8/900.606




This versatile finger joint bit is the perfect tool for making incredibly strong side-to-side or end-to-end joints in wood and wood composites. The tightness and accuracy of the cut joint coupled with the maximum glue surface create a joint that is actually stronger than an unworked piece of wood. CMT's professional finger joint bit features two-flute design, carbide teeth and six removable cutters. This means you can make joints in a wide range of stock thicknesses - from 12.7mm to 36mm. Ideal for moulding manufacturers and furniture makers.




T ₁ mm	D mm	H mm	L mm	PACK QTY.	ORDER NO. S=Ø12mm	ORDER NO. S=Ø12,7mm	Spare parts				
12,7 - 36	47,6	5,5	97	10	900.606.11						
12,7 - 36	47,6	5,5	97	10		800.606.11	924.129.00	791.028.00	822.005.11	822.006.11	990.022.00

Spare parts
 541.511.00 3mm spacer
 541.512.00 2mm spacer
 541.526.00 0,1mm spacer
 990.458.00 Kit with spacer

V-Tongue & Groove Set

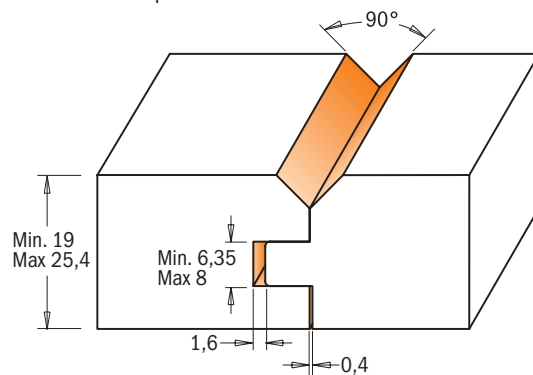


8/955.506



If the standard selection of moulding and mill work you find in today's lumber shops isn't satisfactory to your woodworking tastes, then consider CMT's moulding system instead. With these bits, you can make dozens of elaborate profiles by combining two or more passes. Avoid the average and create your own mouldings. Some initial suggestions are illustrated below.

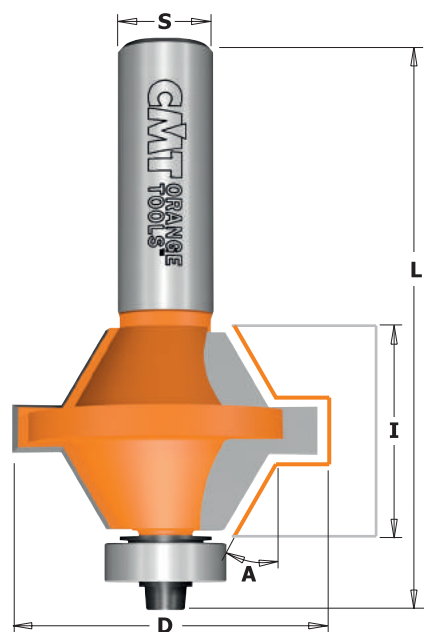
SAFETY TIPS: use these bits with a fence. The profiles shown below are milled from heavy stock then refined to the desired shape.



Drawing is 1:1 scale

D mm	T ₁ mm	PACK QTY.	ORDER NO. S=Ø12mm	ORDER NO. S=Ø12,7mm	Spare parts				
44,4	19÷25,4	10	955.506.11	855.506.11	8mm	4mm	19mm	22mm	990.020.00
Spare parts		541.515.00 0,1mm spacer		541.517.00 0,5mm spacer					
		541.516.00 0,3mm spacer		990.407.00 Shield					

Edge Banding Bits Set

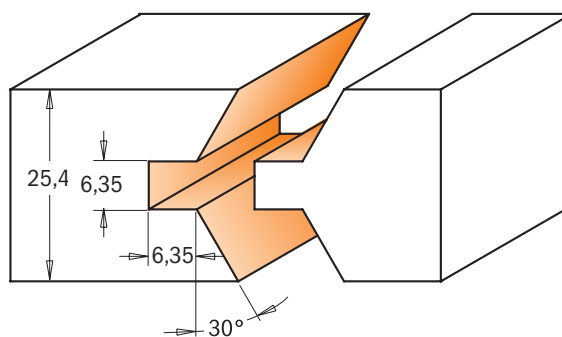
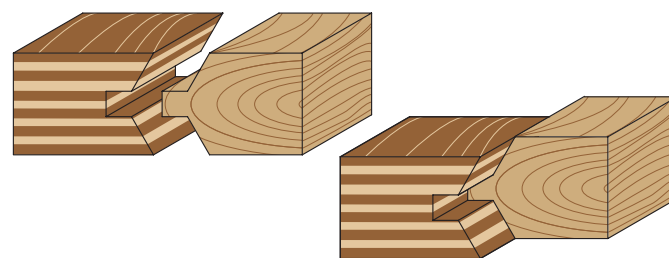


8/955.510



This is a great set to create cost-effective, yet attractive durable edges to your cabinet doors. For use with 1/2 " or 1" thick panels in plywood or MDF or create your own edge banding with your wood of preference.

Easy to use: center each cutter on the stock and make the cut; glue the two pieces together; flush trim after assembly, if necessary. The set features a 60° angle tongue & groove with an ample surface area for glue application.

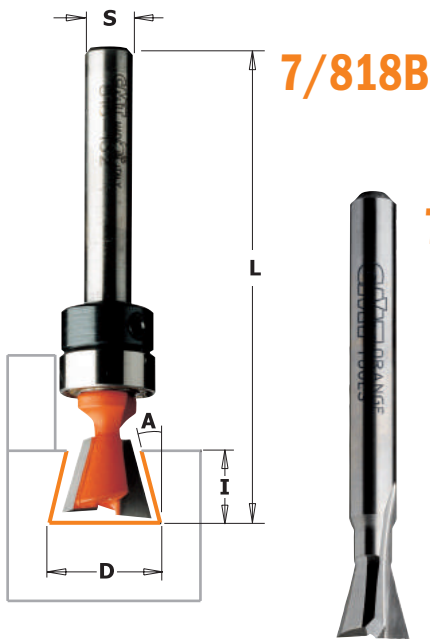


Drawing is 1:1 scale



D mm	I mm	A	L mm	PACK QTY.	ORDER NO. S=Ø12mm	ORDER NO. S=Ø12,7mm	Spare parts			
40	25,4	30°	74,5	5	955.510.11	855.510.11	990.423.00	791.018.00	990.058.00	991.057.00

Dovetail Bits



The beautifully crafted dovetail joint is a classic that appeals to both professionals and novices alike. Admired for its attractiveness in box and exposed joint projects, the dovetail is remarkably strong and functional. CMT dovetail bits are available in 25 different sizes so you can stretch your creativity to the limit.

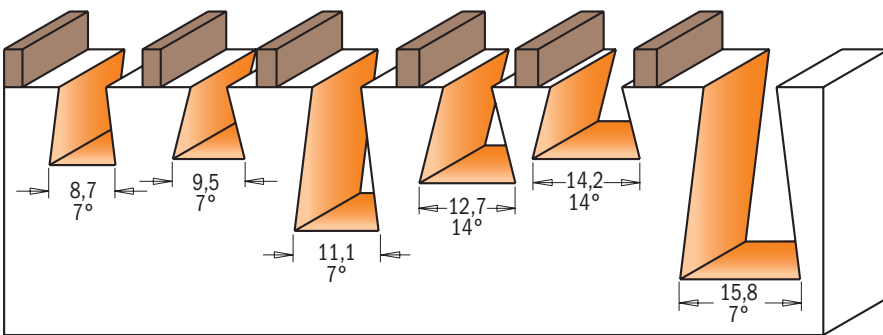
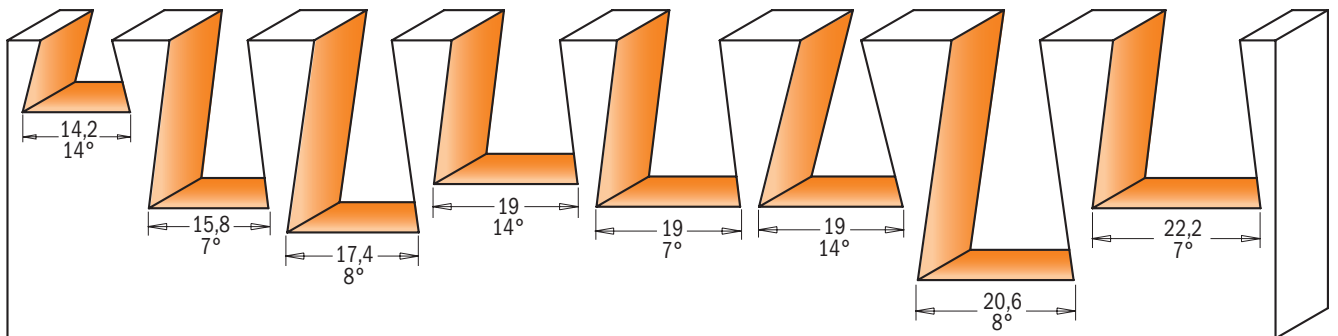
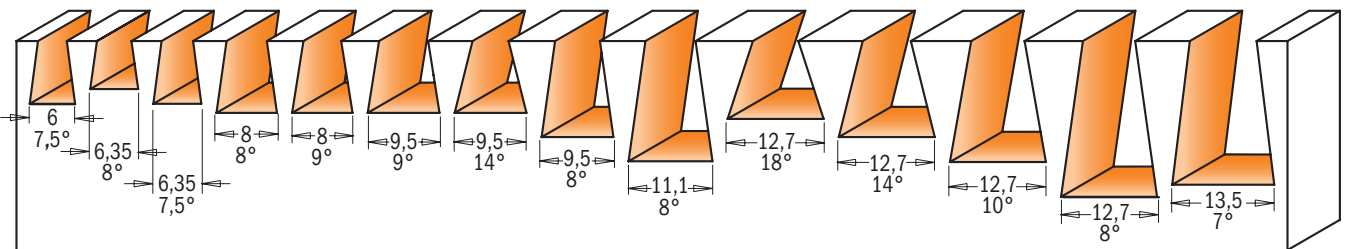
See the illustrations on the next page for dovetail joinery possibilities. CMT dovetail bits are designed to fit all popular jigs including Leigh®, Keller®, JoinTECH® and Omnijig® systems. You are sure to find the bit you are looking for in our vast selection of cutting sizes and angles. Check the overall length of the bit before placing an order to be sure you get the size you need - CMT makes bits specifically to fit on jigs and routers that require a longer shank length.

SHOP TIPS: two passes are recommended when routing dovetails with a template. Check that the dovetails have been cut through completely and smoothly before removing the workpiece.

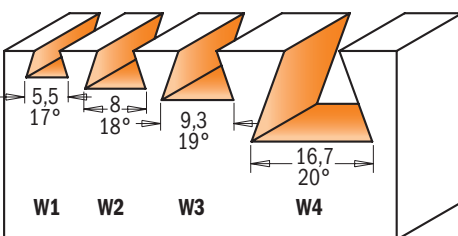
For even easier routing and less stress on your dovetail bit, run the first pass with a straight bit. Use a dovetail on your router table equipped with a fence to achieve difficult chamfer angles.

SAFETY TIPS: if a dovetail bit jams while working, adjust the position of the bit in the collet and make sure the cutting depth is correct. Do not lift the router out of the template.

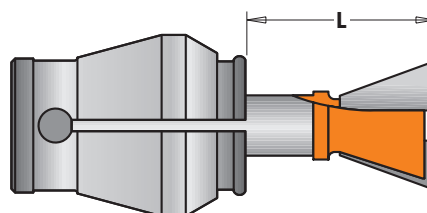
Drawings are 1:1 scale



Fit Manufacturer Model	ORDER NO.	
CMT-Enlock10	718.098.11B	818.098.11B
CMT-Enlock15	718.127.11B	818.128.11B
CMT300	718.127.11	818.128.11
	918.127.11	818.628.11



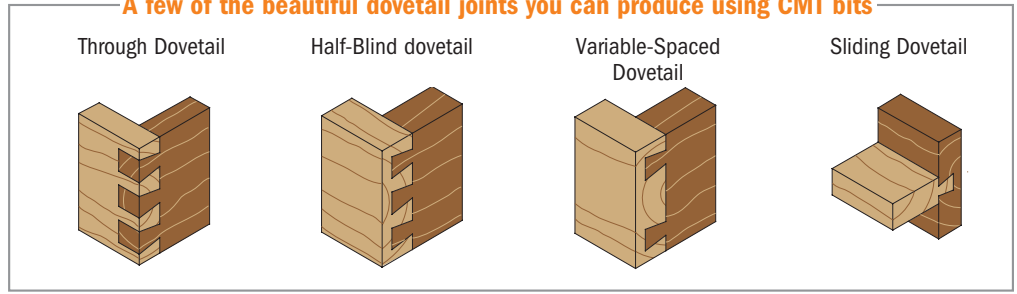
FIT HOFFMANN KEYS




Manufacturer/Model	ORDER NO.	
FIT HOFFMANN KEYS		
W1 L=16mm	718.053.11	818.053.11
W2 L=17,5mm	718.079.11	818.079.11
W3 L=19mm	718.093.11	818.093.11
W4 L=25mm	918.167.11	

7/8/918 - 7/818B

A few of the beautiful dovetail joints you can produce using CMT bits



Joints are ready in no time at all!



D mm	I mm	L mm	A	PACK QTY.	ORDER NO. S=Ø6mm	ORDER NO. S=Ø6,35mm	ORDER NO. S=Ø8mm	ORDER NO. S=Ø12mm	ORDER NO. S=Ø12,7mm
•6	8,3	60	7,5°	10	718.060.11				
•6,35	6,35	50,8	8°	10		818.065.11			
•6,35	8,3	63,5	7,5°	10		818.064.11			818.564.11
•8	9,5	54	8°	10		818.081.11			
•8	9,5	52,5	9°	10		818.080.11			
•8	9,5	63,5	9°	10					818.580.11
	9,5	9,5	52,5	9°	10	718.095.11	818.096.11	918.095.11	
	9,5	9,5	63,5	9°	10				818.596.11
•9,5	9,5	60,3	14°	10		818.098.11			
•9,5	12,7	60,3	8°	10		818.097.11			
11,1	15,9	60,3	8°	10		818.111.11			
12,7	10,3	60,3	18°	10		818.132.11			
12,7	12,7	52,4	14°	10	718.127.11	818.128.11	918.127.11		
12,7	12,7	63,5	14°	10					818.628.11
12,7	12,7	62	14°	10		818.130.11			
12,7	16	60,3	10°	10		818.133.11			
12,7	20,6	69,8	8°	10		818.129.11	918.129.11		
13,5	19,05	61,5	7°	10					818.635.11
14,2	9,5	50,8	14°	10		818.142.11			
15,8	22	60,3	7°	10	718.158.11	818.158.11	918.158.11		
15,8	22	66,7	7°	10				918.658.11	818.658.11
17,4	25,4	77,6	8°	10					818.674.11
19	19	77,6	14°	10					818.691.11
19	22	60,3	7°	10	718.190.11	818.190.11	918.190.11		
19	22	66,7	7°	10				918.690.11	818.690.11
19	22	60,3	14°	10		818.191.11			
20,6	31,7	84,1	8°	10					818.706.11
22,2	22,2	69,8	7°	10					818.722.11
With Top Bearing									
8,73	10,3	58	7°	10		818.087.11B			
•9,5	9,5	60,3	14°	10	718.098.11B	818.098.11B			
11,1	19	66,7	7°	10		818.113.11B			
12,7	12,7	52,4	14°	10	718.127.11B	818.128.11B			
14,2	9,5	50,8	14°	10		818.142.11B			
With Top Bearing (shank Ø9,5mm)									
15,8	25,4	68,3	7°	10			818.159.11B		
Fit Hoffmann Keys									
•5,5	4	43	17°	10	718.053.11	818.053.11			
•8	6	43	18°	10	718.079.11	818.079.11			
•9,3	7,3	43	19°	10	718.093.11	818.093.11			
16,7	12,5	49	20°	10			918.167.11		

7/8/918



Spare parts

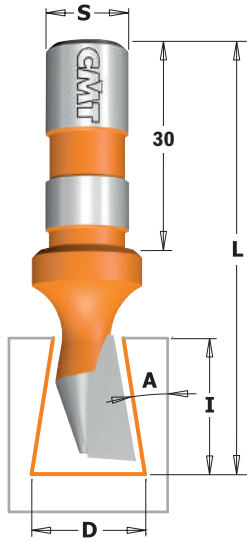
		791.009.00	541.001.00
		791.010.00	541.001.00
		791.009.00	541.001.00
		791.010.00	541.001.00
		791.010.00	541.001.00

new

Spare parts 990.005.00 M3x3mm TSEI screw
991.056.00 1,5mm hex key

• HWM

9° Dovetail Cutters




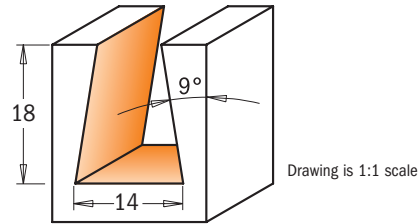
522



D mm	I mm	L mm	A	S mm	PACK QTY.	ORDER NO. Right-hand rotation
14	18	60	9°	12	10	522.140.11

TECHNICAL DETAILS:

- Super strength steel
- 1 HW precision ground cutting edge [Z1]



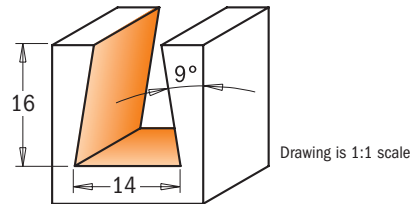
523



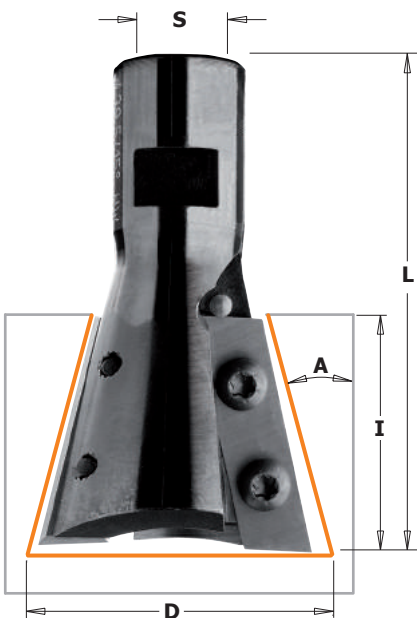
D mm	I mm	L mm	A	S mm	PACK QTY.	ORDER NO. Right-hand rotation
14	16	60	9°	10	10	523.140.11

TECHNICAL DETAILS:

- Super strength steel
- 2 HW precision ground cutting edges [Z2]



15° Dovetail Cutter with Insert Knives for Roof-Frames



664



D mm	I mm	L mm	A	S mm	PACK QTY.	ORDER NO. Right-hand rotation
39,5	31,5	65,5	15°	M12x1	1	664.395.11

TECHNICAL DETAILS:

- Super strength steel
- 2 HWM precision insert knives [Z2]

APPLICATION:

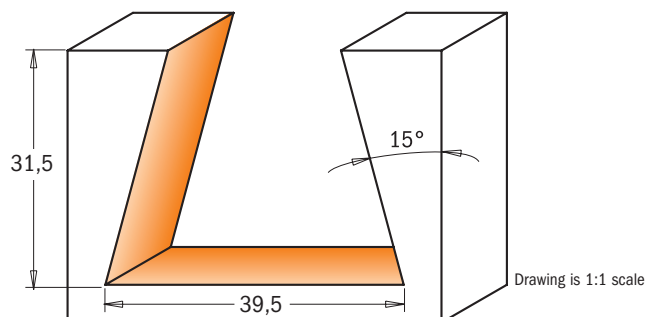
This cutter allows you to assemble roof-frames by dovetailing.

Spare parts



790.315.00 990.078.00 991.061.00

790.315.00 are supplied in 10-piece pack or multiple

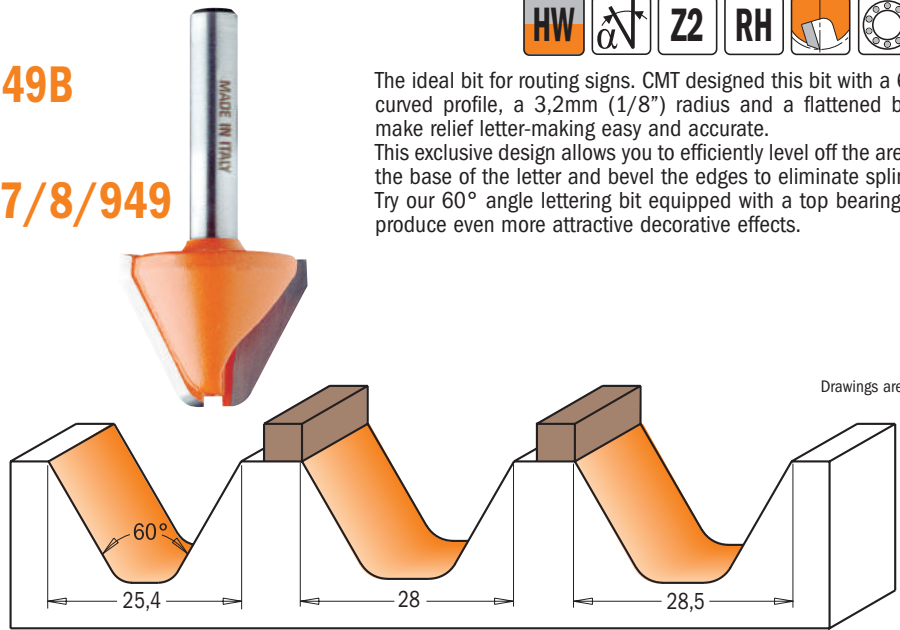


60° Lettering Bit



8/949B

7/8/949




The ideal bit for routing signs. CMT designed this bit with a 60° angle curved profile, a 3,2mm (1/8") radius and a flattened bottom to make relief letter-making easy and accurate. This exclusive design allows you to efficiently level off the area around the base of the letter and bevel the edges to eliminate splintering. Try our 60° angle lettering bit equipped with a top bearing guide to produce even more attractive decorative effects.

Drawings are 1:1 scale

D mm	I mm	A	L mm	PACK Qty.	ORDER NO. S=Ø6mm	ORDER NO. S=Ø6,35mm	ORDER NO. S=Ø12mm	ORDER NO. S=Ø12,7mm	Spare parts			
25,4	19	60°	50,8	10	749.001.11	849.001.11						
28	19	60°	63,5	10			949.502.11					
28,5	19	60°	63,5	10				849.501.11				
With Top Bearing												
28	19	60°	63,5	10			949.502.11B			791.026.00	541.005.00	991.056.00
28,5	19	60°	63,5	10				849.501.11B		791.027.00	541.002.00	991.056.00

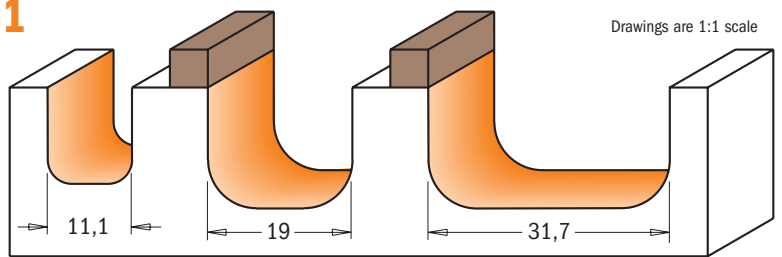
Spare parts 990.005.00 M3x3mm STEI screw

Bowl & Tray Bits



7/851B

7/8/951



This CMT bit is ideal for making bowls, trays, boxes, cutting boards or any other specialty or craft item. The round corner of the bit shapes the inner radius while the sides and bottom create the smooth flat surfaces. Makes pattern work quick and easy. For best results on jobs where accuracy is a priority, we recommend using our top bearing bowl and tray bits shown at the bottom of this page. Bowl and Tray bits with top bearings are great for pattern work. Use them to create raised sign lettering, trays and a variety of other items.

Drawings are 1:1 scale

D mm	I mm	R mm	L mm	PACK Qty.	ORDER NO. S=Ø6mm	ORDER NO. S=Ø6,35mm	ORDER NO. S=Ø8mm	ORDER NO. S=Ø12mm	ORDER NO. S=Ø12,7mm	Spare parts		
11,1	12,7	3,2	45,5	10		851.001.11						
19	16	6,4	54	10	751.002.11	851.002.11	951.002.11					
19	16	6,4	60,4	10				951.501.11	851.501.11			
31,7	16	6,4	60,4	10				951.502.11	851.502.11			
With Top Bearing												
19	16	6,4	54	10	751.002.11B					791.007.00	541.003.00	991.056.00
19	16	6,4	54	10		851.002.11B				791.004.00	541.001.00	991.056.00
19	16	6,4	60,4	10					851.501.11B	791.011.00	541.002.00	991.056.00
31,7	16	6,4	60,4	10				951.502.11B	851.502.11B	791.015.00	541.002.00	991.056.00

Spare parts 990.005.00 M3x3mm STEI screw

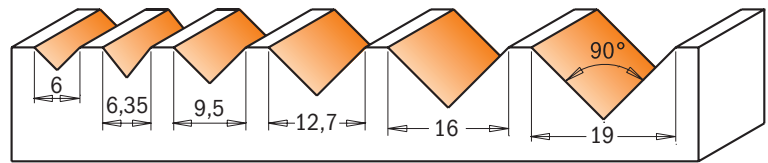
V-Grooving Bits (90°)



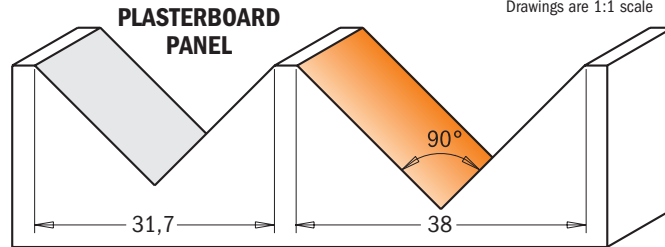
7/8/915

These double cutting edge CMT bits offer an almost endless range of woodworking possibilities. Make clean, perfect cuts in panels, drawer fronts or even plasterboard panels; chamfer edges or engrave beautiful lettering.

TIPS: these bits perfectly chamfer at 45° angles (Two tools in one).



Drawings are 1:1 scale



• HWM

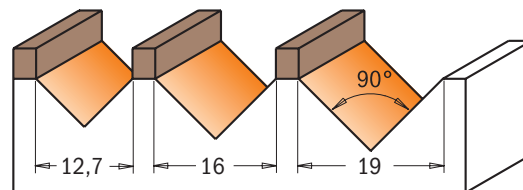
D mm	I mm	A	L mm	PACK QTY.	ORDER NO. S=Ø6mm	ORDER NO. S=Ø6,35mm	ORDER NO. S=Ø8mm	ORDER NO. S=Ø12mm	ORDER NO. S=Ø12,7mm
• 6	8	90°	46	10	715.060.11		915.060.11		
• 6,35	8	90°	38,1	10		815.064.11			
9,5	12,7	90°	44,5	10	715.095.11	815.095.11	915.095.11		
12,7	12,7	90°	44,5	10	715.127.11	815.127.11	915.127.11		
16	12,7	90°	52,8	10			915.160.11		
16	12,7	90°	63,5	10			915.660.11	815.660.11	
19	16	90°	55,5	10	715.190.11				
19	16	90°	63,5	10			915.690.11	815.690.11	
31,7	19	90°	63,5	10			915.317.11	915.817.11	815.817.11
38	28,5	90°	63,5	10			915.380.11		
38	28,5	90°	70	10					815.880.11

7/8/915B



In addition, CMT has versatile top bearing bits that allow for several template options of your choice (see series 715B-815B-915B). Like all CMT bits, they are made of super strength Fatigue Proof® steel with carbide-tipped cutting edges and are coated with our trademark orange PTFE non-stick coating. These bits are ideal for routing signs, or almost any project that is suitable for accurate template routing.

TIPS: these bits perfectly chamfer at 45° angles (Two tools in one)



Drawings are 1:1 scale

D mm	I mm	L mm	A	PACK QTY.	ORDER NO. S=Ø6mm	ORDER NO. S=Ø6,35mm	ORDER NO. S=Ø8mm	ORDER NO. S=Ø12,7mm	Spare parts		
12,7	12,7	44,5	90°	10		815.127.11B			791.010.00	541.001.00	991.056.00
16	12,7	52,8	90°	10			915.160.11B		791.025.00	541.004.00	991.056.00
19	16	55,5	90°	10	715.190.11B				791.007.00	541.003.00	991.056.00
19	16	63,5	90°	10				815.690.11B	791.011.00	541.002.00	991.056.00

Spare parts 990.005.00 M3x3mm STEI screw



915

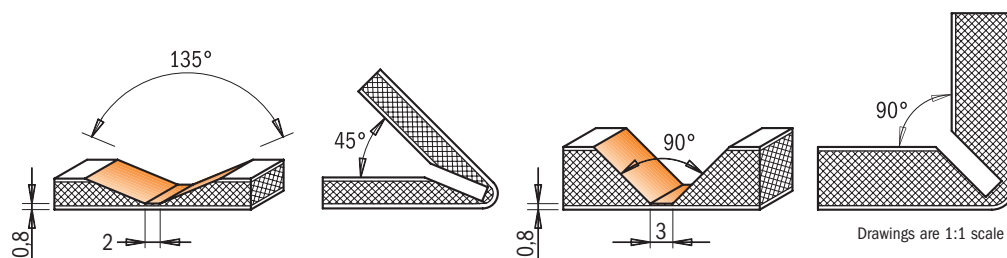


Aluminium Composite Material (ACM) panels can be shaped using a very simple processing method. This technique referred to as the 'routing and folding' method, means ACM paneling can be manipulated in a variety of shapes and sizes.

- a V-shaped groove is routed on the reverse side of the panel using a V-groove router bit thus leaving a thin layer of the core material at the base of the groove - i.e. on the inside of the outer cover sheet;
- the untouched outer cover sheet can now be bent manually, giving an exact, clean folding line along the routed groove. The shape and depth of the groove will determine the outer radius of the folded edge.

We recommend all routing to be done on either a CNC machine, a portable sheet milling machine or a hand router. The 'routing and folding' method can be used on any ACM product such as Alucobond®, Dibond® or any other product alike. The advantages of this unique technique are:

- Low investment cost
- Simple fabrication technique
- Folding can be done on site, saving transportation costs
- Low-cost fabrication of shaped components, wall cladding, roof edgings, column cladding, flashings, etc.
- Flexibility in creating shapes
- Very cost effective
- Shapes are not limited by machine capacity.



D mm	I mm	A	L mm	PACK QTY.	ORDER NO. S=Ø6mm	ORDER NO. S=Ø6,35mm	ORDER NO. S=Ø8mm
18	7,4	90°	60	10	715.001.11	815.001.11	915.001.11
18	3,3	135°	60	10	715.002.11	815.002.11	915.002.11

Laser Point Bit

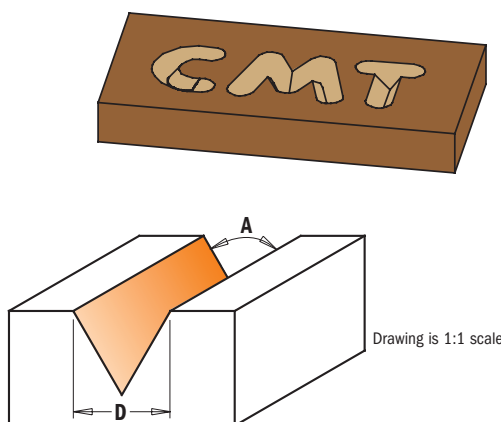


7/8/958



This bit crafts delicate grooves and incisions with laser precision. Make one-of-a-kind effects with 30° bevel edges in one single run. Equipped with three super sharp cutting edges, this perfectly balanced bit allows you to work with incredible accuracy with no risk of burning. Raise the bit and produce a delicate fine point incision, or work the whole 12,7mm diameter to render bold highlighted lettering. Super strong steel shank and micrograin carbide cutting edges guarantee long lasting performance.

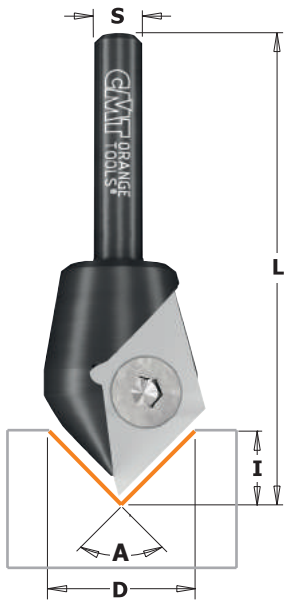
7/858.002



• HWM

D mm	I mm	A	Z	L mm	PACK QTY.	ORDER NO. S=Ø6mm	ORDER NO. S=Ø6,35mm	ORDER NO. S=Ø8mm	ORDER NO. S=Ø12,7mm
•6	9	35°	1	50	10	758.002.11			
•6,35	9,5	35°	1	50,8	10		858.002.11		
12,7	11	60°	3	57,2	10	758.001.11	858.001.11	958.001.11	
12,7	11	60°	3	60,3	10				858.501.11
12,7	10	60°	2	50,8	10		858.003.11	958.003.11	

V-Grooving & Signmaking Router Bits with indexable knives (90°)

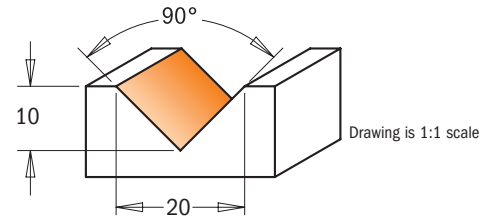
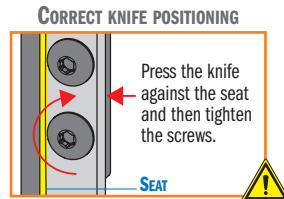



665

These bits have been designed for signmaking and lettering. When the insert shows signs of wear, you can simply rotate it to exploit the other cutting edges. A locking screw secures the insert tightly for added safety and extreme cutting accuracy.

TECHNICAL DETAILS:

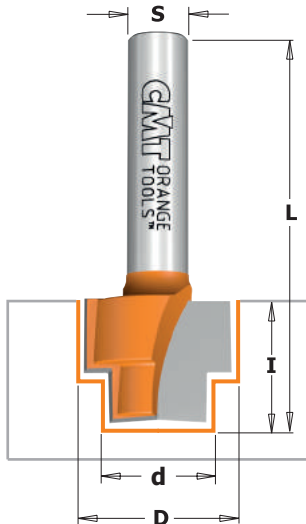
- Super strength steel.
- 1 HW precision insert knife [Z1].



A	D mm	I mm	L mm	PACK QTY.	ORDER NO. S=Ø6,35mm	ORDER NO. S=Ø8mm	Spare parts		
90°	20	10	60	10	665.201.11	665.200.11			
							790.280.00	990.093.00	991.073.00

790.280.00 are supplied in 10-piece pack or multiple

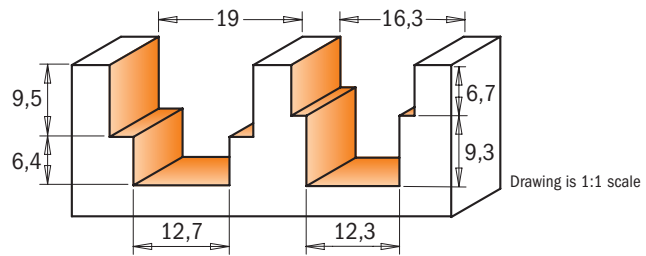
Stepped Rebate Router Bit



965

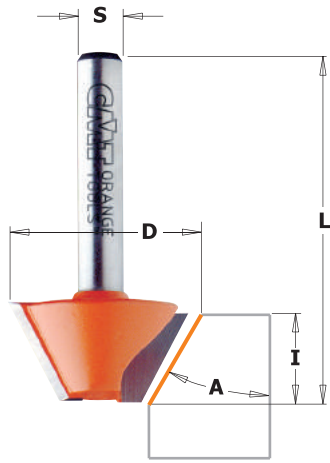


Router bit featuring 2 carbide-tipped cutting edges for producing double rebates on wood and wood composites. Designed for accepting library/bookcase shelving strips or for accommodating hardware into your window slots.



d mm	D mm	I mm	L mm	PACK QTY.	ORDER NO. S=Ø8mm
12,3	16,3	16	80	10	965.122.11
12,7	19	15,9	50,8	10	965.121.11

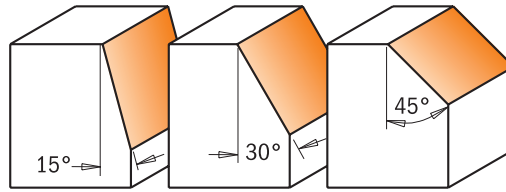
Chamfer Bits



703/4/5 - 903/4/5



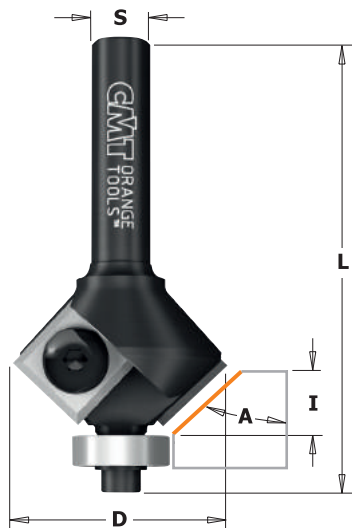
From a gently beveled edge to decorative chamfers in a variety of materials, CMT offers smooth results.



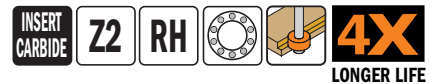
Drawings are 1:1 scale

A	D mm	I mm	L mm	PACK QTY.	ORDER NO. S=Ø6mm	ORDER NO. S=Ø8mm
15°	24	14	46	10	703.240.11	903.240.11
30°	26	12,7	44,5	10	704.240.11	904.240.11
45°	25	8	41	10	705.240.11	905.240.11

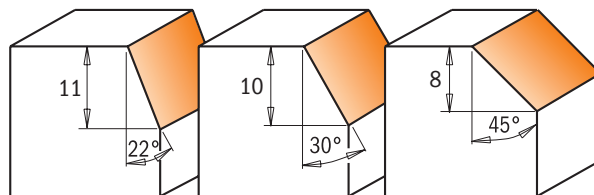
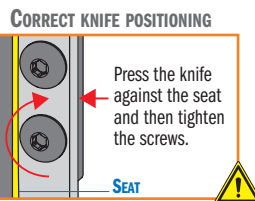
Chamfer Bits with Insert Knives



659



Bevel and Chamfer trim bits with two replaceable knives fixed by special Torx screws. The knives are sharpened on all 4 sides and provide three extra new edges. Guided bevel and chamfer trim bits type 659 are equipped with the ball bearing guides. Type 658 is unguided. For specialist applications requiring economy of replaceable tips. For precision work on laminates, MDF or for quick rounded edges in hard wood. For use on portable Routers or CNC machining centers.



Drawings are 1:1 scale

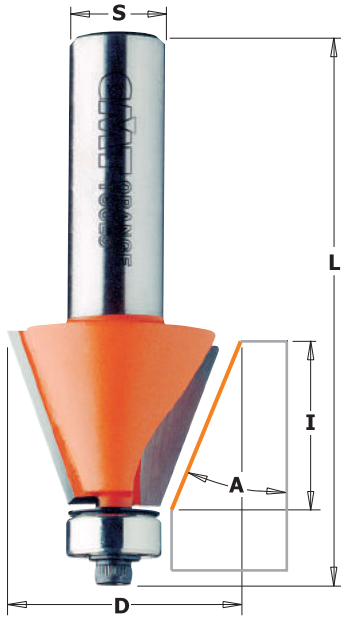


A	D mm	I mm	L mm	PACK QTY.	ORDER NO. S=Ø6mm	ORDER NO. S=Ø6,35mm	ORDER NO. S=Ø8mm	ORDER NO. S=Ø12,7mm	Spare parts		
45°	29	8	52	10	658.047.11		658.045.11				
22°	25	11	65	10	659.024.11	659.023.11	659.022.11		790.120.00	990.075.00	791.006.00
30°	28	10	66	10	659.032.11	659.031.11	659.030.11		790.120.00	990.075.00	791.006.00
45°	29	8	60	10	659.047.11	659.046.11	659.045.11		790.120.00	990.075.00	791.022.00
45°	29	8	68	10				659.646.11	790.120.00	990.075.00	791.022.00

Spare parts
 990.400.00 Ø3.2/Ø7mm shield for M3 screw
 990.051.00 M3x6mm TCEI screw
 991.062.00 2,5mm hex key
 991.061.00 T15 Torx key

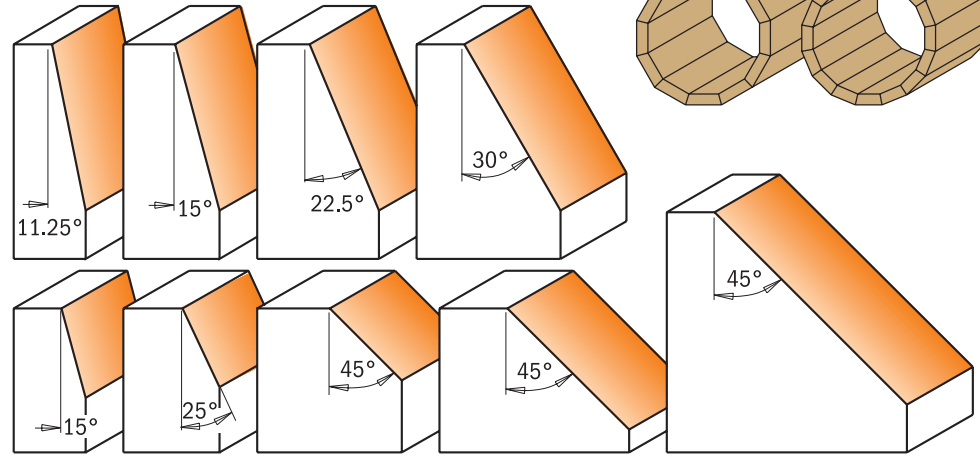
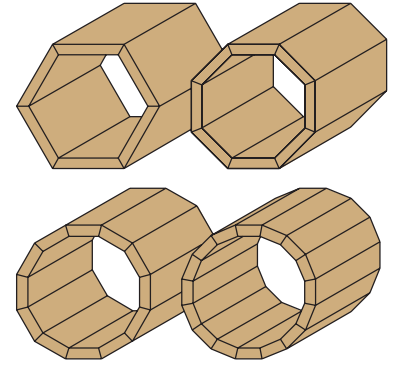
790.120.00 are supplied in 10-piece pack or multiple

Chamfer Bits



7/8/936 - 8/957

CMT chamfer bits can cut clean, accurate bevels and chamfers and are great for edge work or for making perfectly aligned multi-sided containers, boxes and other decorative projects. See illustration below for examples. Can be used for working larger scale projects such as beams and columns with excellent results.



Drawings are 1:1 scale

A	D mm	I mm	L mm	PACK QTY.	ORDER NO. S=Ø6mm	ORDER NO. S=Ø6,35mm	ORDER NO. S=Ø8mm	ORDER NO. S=Ø12mm	ORDER NO. S=Ø12,7mm
15°	19	11,5	54,9	10	736.130.11	836.130.11	936.130.11		
25°	22,2	10	54,9	10	736.190.11	836.190.11	936.190.11		
45°	31,7	9,5	53	10	736.280.11	836.280.11	936.280.11		
45°	45	18	60,2	10	736.420.11	836.420.11	936.420.11		
45°	45	18	66,5	10				936.920.11	836.920.11
45°	65	26	76,7	5				936.950.11	836.950.11
11,25°	21,5	22	71,1	10				957.504.11	857.504.11
15°	24,5	22	71,1	10				957.503.11	857.503.11
22,5°	31	22	71,1	10				957.502.11	857.502.11
30°	38,5	22	71,1	10				957.501.11	857.501.11

Spare parts



990.423.00	791.003.00	990.058.00	991.057.00
990.423.00	791.003.00	990.058.00	991.057.00
990.423.00	791.003.00	990.058.00	991.057.00
990.423.00	791.003.00	990.058.00	991.057.00
990.423.00	791.003.00	990.058.00	991.057.00
990.423.00	791.003.00	990.058.00	991.057.00
990.423.00	791.003.00	990.058.00	991.057.00
990.423.00	791.003.00	990.058.00	991.057.00
990.423.00	791.003.00	990.058.00	991.057.00
990.423.00	791.003.00	990.058.00	991.057.00

SHOP TIPS: oversized bearing to use after resharpening.
791.063.00 Ø12,5 replace bearing 791.003.00 (Ø12,7) after resharpening

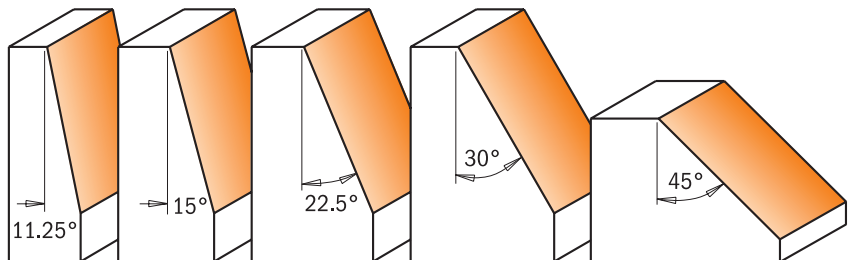
Chamfer Set



836




Build beautiful planters, boxes and other multi-sided pieces with this handy set. Why cut imperfect angles on your table saw when it's so much easier and accurate to use the CMT Chamfer set? Our solution to accurate polygon construction includes 5 anti-kickback, carbide tipped bits in the most popular angles - 11-1/4°, 15°, 22-1/2°, 30° and 45°. No polygon project is too difficult. Available with 12,7mm shank.



Drawings are 1:1 scale

DESCRIPTION	PACK QTY.	ORDER NO. S=Ø12,7mm
Chamfer Set	5	836.501.11

Round Nose Bits



7/8/914B

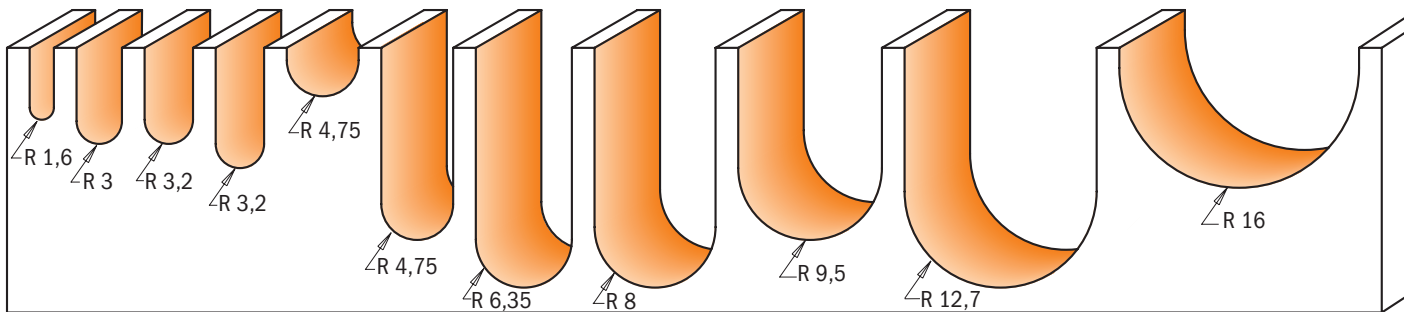
7/8/914



Personalize your doors, drawer fronts, panels or any surface you choose with your own signature motif. CMT round nose bits in solid carbide or with carbide tipped flutes let you create engraving in any wood or wood product. We offer a complete selection of diameters and cutting depths so you can achieve the effects you want. Mounted on your router table, you can work materials up to 31,7mm in depth. For even more elaborate decorations, we also offer top bearing bits - use your own template with one of these bits to produce truly unique doors and drawer fronts. A favourite item for professional sign makers, craft makers and hobbyists.

SHOP TIPS: more than one pass is recommended when making cove edges. To prevent splintering, begin with a shallow initial pass and deepen gradually.

Drawings are 1:1 scale



R mm	D mm	I mm	L mm	Pack Qty.	ORDER NO. S=Ø6mm	ORDER NO. S=Ø6,35mm	ORDER NO. S=Ø8mm	ORDER NO. S=Ø12mm	ORDER NO. S=Ø12,7mm
•1,6	3,2	9,5	50,8	10	714.032.11	814.032.11	914.032.11		
•1,6	3,2	12,7	50,8	10		199.001.11			
•3	6	12,7	50,8	10	714.060.11		914.060.11		
•3	6	27	70	10	199.060.11				
•3,2	6,4	12,7	50,8	10		814.064.11			
•3,2	6,4	25,4	63,5	10		199.008.11			
•3,2	6,4	15,9	63,5	10					814.564.11
•4	8	32	80	10			199.081.11		
4,75	9,5	6,4	50,8	10	714.095.11	814.095.11	914.095.11		
4,75	9,5	25,4	66,7	10					814.595.11
•6	12	35	80	10				199.120.11	
6,35	12,7	9,5	50,8	10	714.127.11	814.127.11	914.127.11		
6,35	12,7	31,7	73	10				914.627.11	814.627.11
•6,35	12,7	31,7	76,2	10					199.505.11
8	15,8	9,5	50,8	10	714.160.11	814.160.11	914.160.11		
8	15,8	31,7	73	10					814.660.11
9,5	19	11,3	50,8	10	714.190.11	814.190.11	914.190.11		
9,5	19	25	63,5	10			914.191.11		
9,5	19	31,7	73	10				914.690.11	814.690.11
11	22	25,4	63,5	10			914.221.11		
12,7	25,4	16	58,8	10			914.254.11		
12,7	25,4	31,7	73	10				914.754.11	814.754.11
16	31,7	18,5	58,8	10				914.817.11	814.817.11
19,05	38,1	31,7	69,8	10				914.880.11	814.880.11
25,4	50,8	31,7	69,8	10				914.990.11	814.990.11



199

With Top Bearing

6,35	12,7	9,5	50,8	10		814.127.11B			
8	15,8	9,5	50,8	10		814.160.11B			
8	15,8	9,5	50,8	10			914.160.11B		
9,5	19	11,3	50,8	10	714.190.11B				
9,5	19	11,3	50,8	10		814.190.11B			
9,5	19	31,7	73	10					814.690.11B

Spare parts

791.010.00	541.001.00	991.056.00
791.009.00	541.001.00	991.056.00
791.025.00	541.004.00	991.056.00
791.007.00	541.003.00	991.056.00
791.004.00	541.001.00	991.056.00
791.011.00	541.002.00	991.056.00

Spare parts 990.005.00 M3x3mm TSEI screw

• HWM

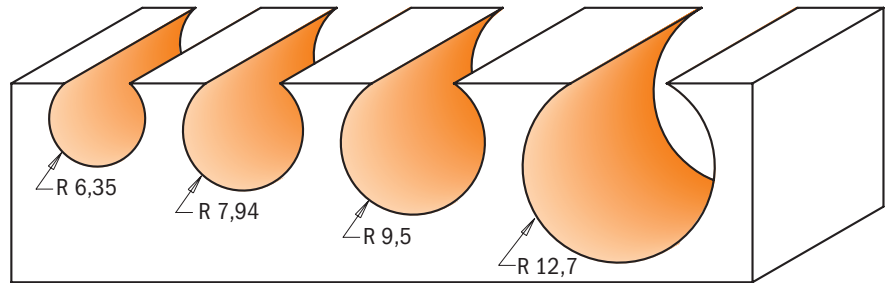
Ball End Bit



8/968



Cut channels for pipes or cables in one single pass using CMT's ball end bits. Reduce the stress on the bits by cutting a first groove with a straight bit.



Drawings are 1:1 scale

R mm	D mm	I mm	L mm		PACK Qty.	ORDER NO. S=Ø8mm	ORDER NO. S=Ø12mm	ORDER NO. S=Ø12,7mm
6,35	12,7	11	57,15		10	968.127.11		868.627.11
7,94	15,88	14,2	60,3		10	968.158.11		868.658.11
9,52	19,05	17,4	63,5		10	968.190.11		868.690.11
12,7	25,4	23,5	70		10		968.754.11	868.754.11

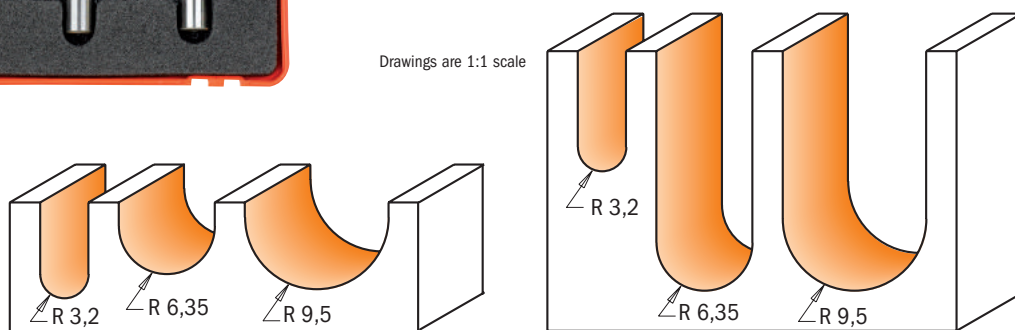
Round Nose Set



814



Each of these sets include 3 of the most widely used CMT Round Nose bits. These solid carbide or carbide tipped bits are perfect for sign making, engraving, or adding flutes and veins to doors or drawer fronts. Available in 6,35mm and 12,7mm shanks.



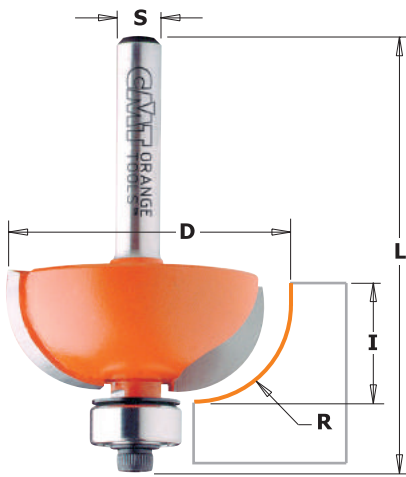
Drawings are 1:1 scale

814.001.11

814.501.11

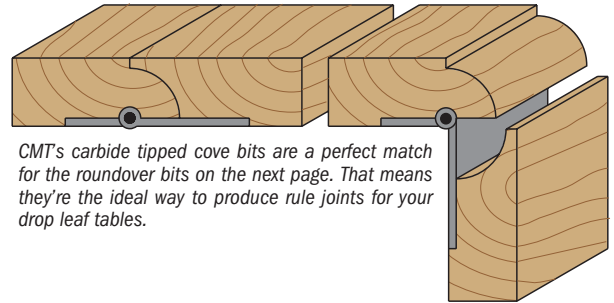
DESCRIPTION	PACK Qty.	ORDER NO. S=Ø6,35mm	ORDER NO. S=Ø12,7mm
Round Nose Set	10	814.001.11	814.501.11

Cove Bits

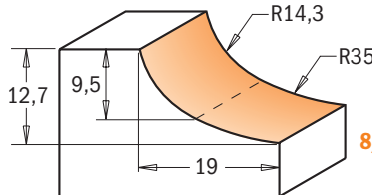


7/8/937

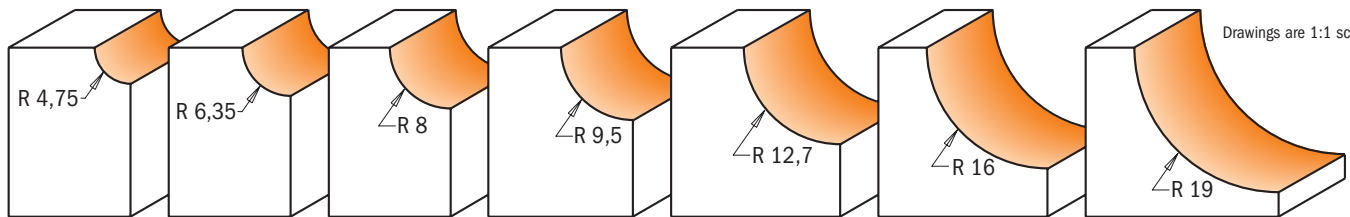
Make simple or elegant furniture, doors and drawer fronts by adding a final touch with CMT cove bits. Join them together with a CMT roundover bit and make perfectly fitting rule joints. Ideal for drop leaf counter and table tops. These bits feature anti-kickback design, carbide-tipped cutting edges, Fatigue Proof® steel body and PTFE non-stick coating.



CMT's carbide tipped cove bits are a perfect match for the roundover bits on the next page. That means they're the ideal way to produce rule joints for your drop leaf tables.



8/937.955.11



Drawings are 1:1 scale

R mm	D mm	I mm	L mm	Pack Qty.	ORDER NO. S=Ø6mm	ORDER NO. S=Ø6,35mm	ORDER NO. S=Ø8mm	ORDER NO. S=Ø12mm	ORDER NO. S=Ø12,7mm	Spare parts			
4,75	22,2	12,7	54,9	10	737.190.11	837.190.11	937.190.11						
4,75	22,2	12,7	61,2	10				937.690.11	837.690.11	990.423.00	791.003.00	990.058.00	991.057.00
6,35	25,4	12,7	54,9	10	737.222.11	837.222.11	937.222.11			990.423.00	791.003.00	990.058.00	991.057.00
6,35	25,4	12,7	61,2	10				937.722.11	837.722.11	990.423.00	791.003.00	990.058.00	991.057.00
8	28,7	12,7	54,2	10	737.254.11	837.254.11	937.254.11			990.423.00	791.003.00	990.058.00	991.057.00
8	28,7	12,7	60,5	10				937.754.11	837.754.11	990.423.00	791.003.00	990.058.00	991.057.00
9,5	31,7	12,7	54,2	10	737.286.11	837.286.11	937.286.11			990.423.00	791.003.00	990.058.00	991.057.00
9,5	31,7	12,7	60,5	10				937.786.11	837.786.11	990.423.00	791.003.00	990.058.00	991.057.00
12,7	38,1	15,5	57,7	10	737.350.11	837.350.11	937.350.11			990.423.00	791.003.00	990.058.00	991.057.00
12,7	38,1	15,5	64	10				937.850.11	837.850.11	990.423.00	791.003.00	990.058.00	991.057.00
16	44,5	18,5	67	10				937.950.11	837.950.11	990.423.00	791.003.00	990.058.00	991.057.00
19	50,8	22,2	70,7	10				937.951.11	837.951.11	990.423.00	791.003.00	990.058.00	991.057.00
14,3-35	50,8	12,7	61,2	10				937.955.11	837.955.11	990.423.00	791.003.00	990.058.00	991.057.00

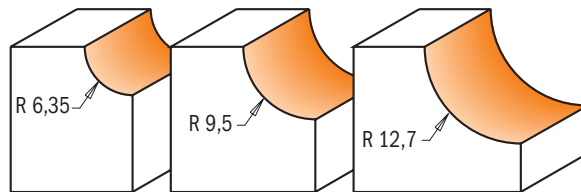
Cove Bit Set



837

See simple furniture, doors and drawer fronts transform into elegant pieces by giving them a final touch with a CMT Cove Bit. Pair them up with CMT Roundover Bits and make beautiful rule joints to create drop leaf counter and table tops.

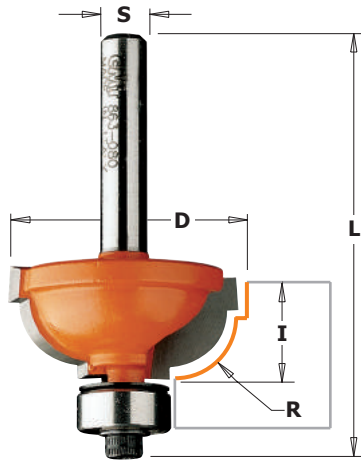
Anti-kickback design and thick carbide tips for long lasting performance. Available with a 12,7mm or 6,35mm shank. Cove radii are 6,35mm, 9,5mm and 12,7mm.



Drawings are 1:1 scale

DESCRIPTION	PACK QTY.	ORDER NO. S=Ø6,35mm	ORDER NO. S=Ø12,7mm
Cove Bit Set	10	837.001.11	837.501.11

Cavetto Edge Mould Bits

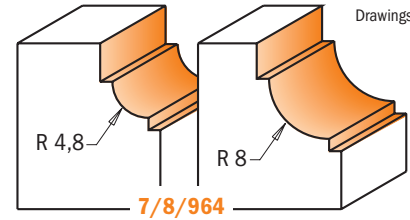
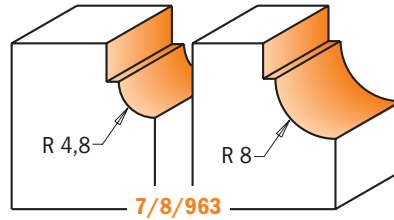


7/8/963 - 7/8/964



The cavetto bit cuts beautiful, traditional profiles, but you may also use just a portion of the bit to cut a more simple and cleaner cove edge. This bit adds a special touch to furniture pieces by making traditional cove profiles with top and bottom fillet grooves in any kind of wood and wood composites.

IMPORTANT: always assemble the black bearing heat shield with the raised side up when changing the bearing. Improper assembly will cause the screw to come loose and the bearing to fall off when routing.

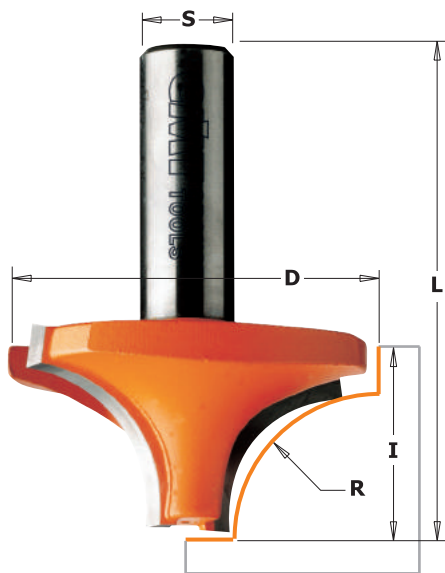


Drawings are 1:1 scale

R mm	D mm	I mm	L mm	PACK QTY.	ORDER NO. S=Ø6mm	ORDER NO. S=Ø6,35mm	ORDER NO. S=Ø8mm	ORDER NO. S=Ø12mm	ORDER NO. S=Ø12,7mm	Spare parts						
4,8	25,4	11,5	54,6	10	763.048.11	863.048.11	963.048.11						990.423.00	791.003.00	990.058.00	991.057.00
4,8	25,4	11,5	60,9	10				963.548.11	863.548.11				990.423.00	791.003.00	990.058.00	991.057.00
8	31,7	14,3	56,9	10	763.080.11	863.080.11	963.080.11						990.423.00	791.003.00	990.058.00	991.057.00
8	31,7	14,3	63	10				963.580.11	863.580.11				990.423.00	791.003.00	990.058.00	991.057.00
4,8	25,4	11,5	52,8	10	764.048.11	864.048.11	964.048.11						990.422.00	791.002.00	990.058.00	991.057.00
4,8	25,4	11,5	59,1	10				964.548.11	864.548.11				990.422.00	791.002.00	990.058.00	991.057.00
8	31,7	14,3	55,1	10	764.080.11	864.080.11	964.080.11						990.422.00	791.002.00	990.058.00	991.057.00
8	31,7	14,3	61	10				964.580.11	864.580.11				990.422.00	791.002.00	990.058.00	991.057.00

SHOP TIPS: oversized bearing to use after resharpening.
 791.062.00 Ø9,3 replace bearing 791.002.00 (Ø9,5) after resharpening
 791.063.00 Ø12,5 replace bearing 791.003.00 (Ø12,7) after resharpening

Ovolo Bits

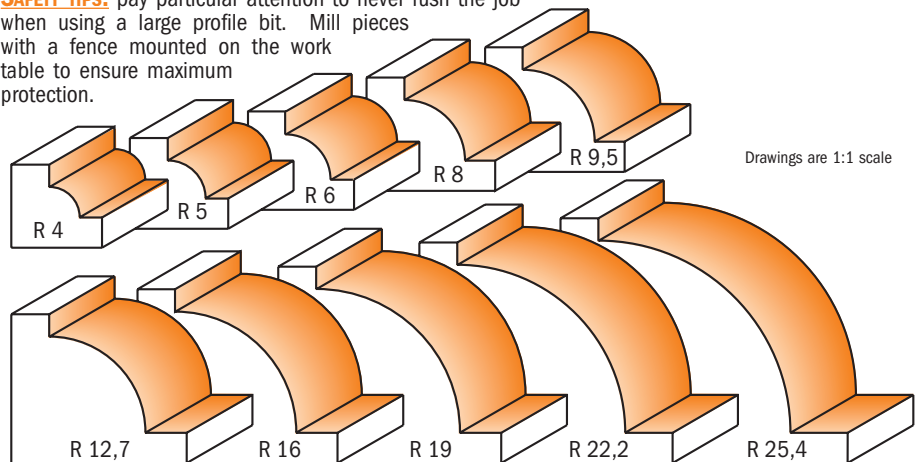


7/8/927



CMT put the work capacity of several different bits all into one. The perfect bit for furniture makers, the CMT ovolo allows you to make beautiful beadwork, edgework and veins. Use these bits on automated router systems or with a fence to produce a wide variety of single and double bead profiles and roundovers like those illustrated below by simply adjusting the height or depth of the cut.

SAFETY TIPS: pay particular attention to never rush the job when using a large profile bit. Mill pieces with a fence mounted on the work table to ensure maximum protection.



R mm	D mm	I mm	L mm	PACK QTY.	ORDER NO. S=Ø6mm	ORDER NO. S=Ø6,35mm	ORDER NO. S=Ø8mm	ORDER NO. S=Ø12mm	ORDER NO. S=Ø12,7mm
4	19	12	43,8	10	727.040.11		927.040.11		
5	21	12	43,8	10	727.050.11	827.050.11	927.050.11		
6	23	12	43,8	10	727.060.11	827.060.11	927.060.11		
6	23	12	50,1	10					827.560.11
8	28,6	12,7	44,5	10	727.080.11		927.080.11		
9,5	31,7	15,8	47,6	10	727.095.11	827.095.11	927.095.11		
9,5	31,7	15,8	54	10				927.595.11	827.595.11
12,7	38,1	19	50,8	10		827.127.11			
12,7	38,1	19	57,1	10				927.627.11	827.627.11
16	44,5	22,2	60,3	10				927.660.11	827.660.11
19	50,8	25,4	63,5	10				927.690.11	827.690.11
22,2	57,1	28,5	66,6	5				927.722.11	827.722.11
25,4	63,5	33,3	71,4	5				927.754.11	827.754.11

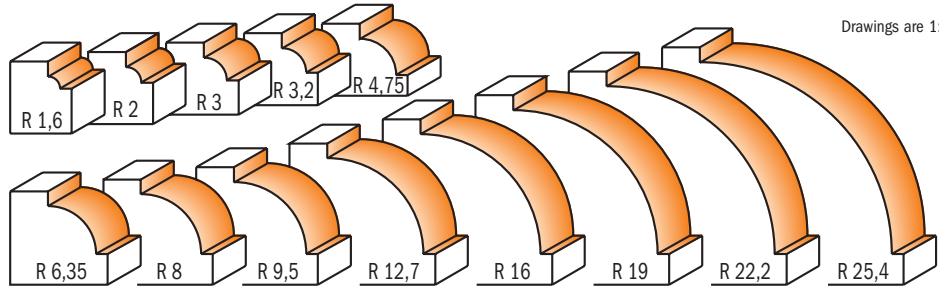
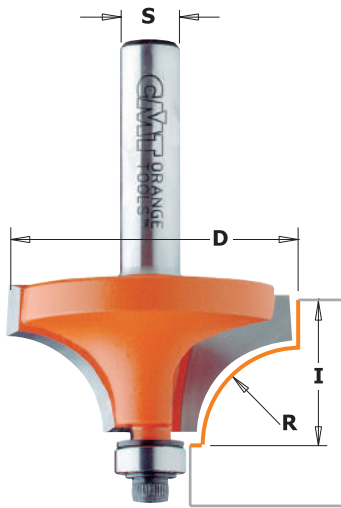
Beading Bits



7/8/939



Beading bits are similar to the roundover profile, but a smaller bearing produces a delicate inset at the base of the cut, giving you an extra decorative option. For a beading profile (code 7/8/939) simply change the bearing (791.002.00) on your roundover bits (code 7/8/938).



Drawings are 1:1 scale

*Use only on router table

R mm	D mm	I mm	PACK QTY.	ORDER NO. S=Ø6mm	ORDER NO. S=Ø6,35mm	ORDER NO. S=Ø8mm	ORDER NO. S=Ø12mm	ORDER NO. S=Ø12,7mm
1,6	15,9	12,7	10	739.160.11	839.160.11	939.160.11		
2	16,7	12,7	10			939.167.11		
3	18,7	12,7	10			939.187.11		
3,2	19,1	12,7	10	739.190.11	839.190.11	939.190.11		
4,75	22,2	12,7	10	739.222.11	839.222.11	939.222.11		
6,35	25,4	12,7	10	739.254.11	839.254.11	939.254.11	939.754.11	839.754.11
8	28,6	12,7	10	739.285.11	839.285.11	939.285.11		
9,5	31,7	16	10	739.317.11	839.317.11	939.317.11	939.817.11	839.817.11
12,7	38,1	19	10	739.380.11	839.380.11	939.380.11	939.880.11	839.880.11
16	44,5	22	10		839.445.11	939.445.11	939.945.11	839.945.11
19	50,8	25,4	10				939.990.11	839.990.11
22,2	57,1	28,5	5				939.991.11	839.991.11
25,4	63,5	33,3	5				939.992.11*	839.992.11*

Spare parts

990.422.00	791.002.00	990.058.00	991.057.00
990.422.00	791.002.00	990.058.00	991.057.00
990.422.00	791.002.00	990.058.00	991.057.00
990.422.00	791.002.00	990.058.00	991.057.00
990.422.00	791.002.00	990.058.00	991.057.00
990.422.00	791.002.00	990.058.00	991.057.00
990.422.00	791.002.00	990.058.00	991.057.00
990.422.00	791.002.00	990.058.00	991.057.00
990.422.00	791.002.00	990.058.00	991.057.00
990.422.00	791.002.00	990.058.00	991.057.00
990.422.00	791.002.00	990.058.00	991.057.00
990.422.00	791.002.00	990.058.00	991.057.00
990.422.00	791.002.00	990.058.00	991.057.00
990.422.00	791.002.00	990.058.00	991.057.00
990.422.00	791.002.00	990.058.00	991.057.00

SHOP TIPS: oversized bearing to use after resharpening. 791.062.00 Ø9,3 replace bearing 791.002.00 (Ø9,5) after resharpening

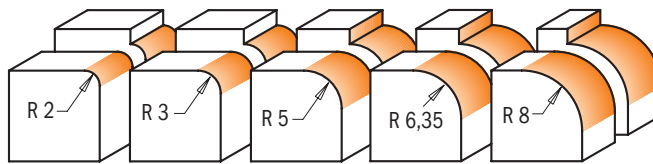

Roundover Bits with Insert Knives

661.11

Roundover bits with two replaceable knives fixed by special Torx screws. The blades are profiled on 2 sides and increase the efficiency of your work with laminates. Roundover bits are equipped with ball bearing guides. For precision work on laminates. Radius R2 or R3 is for rounded 2mm or 3mm ABS edges. Radius R5 is for quick rounded edges in hard wood or MDF. For use on portable Routers.

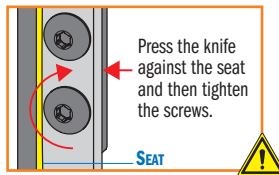


4X
LONGER LIFE



Drawings are 1:1 scale

CORRECT KNIFE POSITIONING



661.41

Optional

R=1mm	790.010.04
R=1,5mm	790.015.04
R=2mm	790.020.04
R=3mm	790.030.04

R mm	D mm	I mm	L mm	PACK QTY.	ORDER NO. S=Ø6,35mm	ORDER NO. S=Ø8mm	ORDER NO. S=Ø12,7mm
2	27		57,5	10	661.021.41	661.020.41	
3	27		57,5	10	661.031.41	661.030.41	
5	28,8	19,5	64	10	661.051.11	661.050.11	
6,35	28,5	24	67	10	661.064.11	661.063.11	
8	31,8	24	67	10		661.080.11	
8	31,8	24	77	10			661.581.11

Spare parts

790.020.04	790.030.04	990.078.00	990.076.00	991.061.00	791.003.00
790.030.04	990.078.00	991.061.00	791.003.00		
790.050.00	990.076.00	991.061.00	791.007.00		
790.064.00	990.075.00	991.061.00	791.006.00		
790.080.00	990.075.00	991.061.00	791.006.00		
790.080.00	990.075.00	991.061.00	791.006.00		

Spare parts	990.400.00 M3 shield	990.410.00 M4 shield	990.423.00 Shield for 12,7mm bearing	All knives are supplied in 10-piece pack or multiple
	990.051.00 M3x6mm TCEI screw	990.052.00 M4x6mm TCEI screw	990.058.00 1/8"x3/8"x1/2" TCEI screw	
	991.062.00 2,5mm hex key	991.067.00 3mm hex key	991.057.00 3/32" hex key	

Roundover Bits



7/8/938

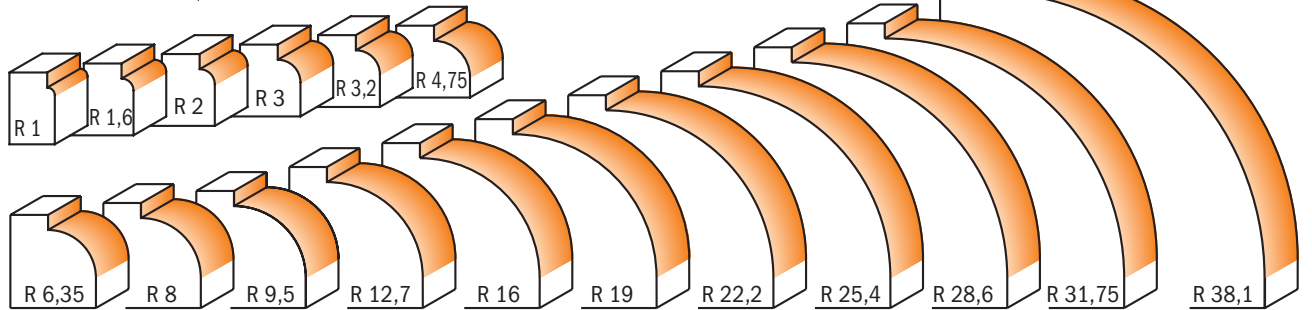
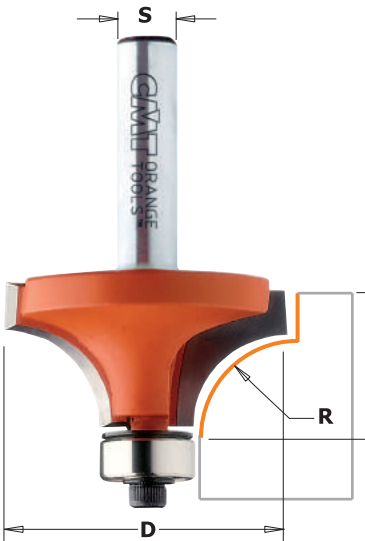
The smaller bearing on the CMT Beading bits makes a delicate inset at the base of the cut, giving you the advantage of an extra decorative option.

BE SURE to keep the black bearing washer right side up to correspond with the bearing rotation when reassembling the bearing. Improper reassembly can cause the bit to unscrew. All CMT roundover bits have a 12,7mm bearing diameter with the exception of the radius 28,6mm and 31,7mm bits which have a 19mm bearing diameter. You have 13 different radii to choose from, the majority having 5 shank diameter options. All bits are made of Fatigue Proof® steel and have carbide-tipped cutting edges.

SHOP TIPS: the CMT 1.6mm radius roundover bit is excellent for finishing laminates. Virtually eliminates the filing required when using conventional trim bits.

SAFETY TIPS: use caution when working with large diameter bits and make more than one pass to gradually remove stock. Pay particular attention when routing small pieces; and always rout on a router table equipped with a fence.

SHOP TIPS: undersized bearing to use after resharpening.
 791.062.00 Ø9,3 replace bearing 791.002.00 (Ø9,5) after resharpening
 791.063.00 Ø12,5 replace bearing 791.003.00 (Ø12,7) after resharpening



Drawings are 1:1 scale

R mm	D mm	I mm	PACK QTY.	ORDER NO. S=Ø6mm	ORDER NO. S=Ø6,35mm	ORDER NO. S=Ø8mm	ORDER NO. S=Ø12mm	ORDER NO. S=Ø12,7mm	Spare parts			
1	14,7	10	10		838.147.11	938.147.11			990.422.00	791.044.00	990.058.00	991.057.00
1,6	15,9	12,7	10	738.160.11	838.160.11	938.160.11			990.423.00	791.003.00	990.058.00	991.057.00
2	16,7	12,7	10	738.167.11°		938.167.11°			990.422.00	791.044.00	990.058.00	991.057.00
2	16,7	12,7	10		838.167.11				990.423.00	791.003.00	990.058.00	991.057.00
3	18,7	12,7	10	738.187.11°		938.187.11°			990.422.00	791.044.00	990.058.00	991.057.00
3	18,7	12,7	10		838.187.11				990.423.00	791.003.00	990.058.00	991.057.00
3,2	19,1	12,7	10	738.190.11	838.190.11	938.190.11			990.423.00	791.003.00	990.058.00	991.057.00
4,75	22,2	12,7	10	738.222.11	838.222.11	938.222.11			990.423.00	791.003.00	990.058.00	991.057.00
6,35	25,4	12,7	10	738.254.11	838.254.11	938.254.11	938.754.11	838.754.11	990.423.00	791.003.00	990.058.00	991.057.00
8	28,6	12,7	10	738.285.11	838.285.11	938.285.11			990.423.00	791.003.00	990.058.00	991.057.00
9,5	31,7	16	10	738.317.11	838.317.11	938.317.11	938.817.11	838.817.11	990.423.00	791.003.00	990.058.00	991.057.00
12,7	38,1	19	10	738.380.11	838.380.11	938.380.11	938.880.11	838.880.11	990.423.00	791.003.00	990.058.00	991.057.00
16	44,5	22	10		838.445.11	938.445.11	938.945.11	838.945.11	990.423.00	791.003.00	990.058.00	991.057.00
19	50,8	25,4	10				938.990.11	838.990.11	990.423.00	791.003.00	990.058.00	991.057.00
22,2	57,1	28,5	5				938.991.11	838.991.11	990.423.00	791.003.00	990.058.00	991.057.00
25,4	63,5	33,3	5				938.992.11*	838.992.11*	990.423.00	791.003.00	990.058.00	991.057.00
28,6	76,2	38,1	5				938.993.11*	838.993.11*	541.550.00	791.004.00	990.058.00	991.057.00
31,75	82,5	44,4	5				938.994.11*	838.994.11*	541.550.00	791.004.00	990.058.00	991.057.00
38,1	88,9	44,4	5				938.996.11*	838.996.11*	990.423.00	791.003.00	990.058.00	991.057.00

*Use only on router table

°791.044.00 Delrin® Bearing

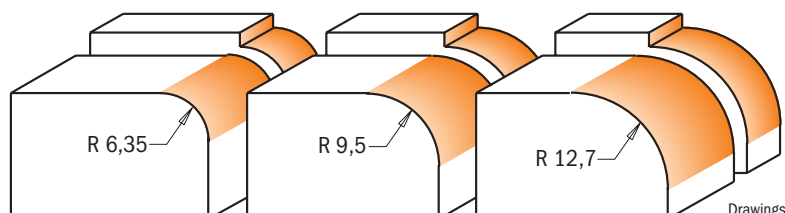
Roundover Set

838


CMT's roundover sets give you the maximum flexibility for all of your projects by putting the most requested diameters in one package. Available in 12,7mm and 6,35mm shanks. Roundover radii are 6,35mm, 9,5mm and 12,7mm. These versatile bits are always in demand - the simple clean lines of a smooth roundover edge can be used in a wide variety of applications from picture frames to table and counter tops.



DESCRIPTION	PACK QTY.	ORDER NO. S=Ø6,35mm	ORDER NO. S=Ø12,7mm
Roundover set	5	838.001.11	838.501.11



Drawings are 1:1 scale



938 XTREME

DP
 α
Z2
RH

40X
 LONGER LIFE THAN CARBIDE

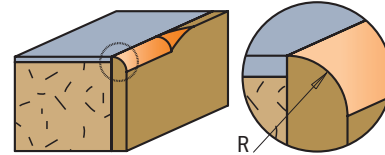
These new super duty DP (polycrystalline diamond) bits represent the ultimate in the extensive line of CMT rounding over bits. Investing in CMT DP rounding bits means saving time and money, as they last 40 times longer than conventional bits. You could work a wide variety of tough, abrasive materials including composites, particleboard, MDF (both raw or with melamine), veneer and hardwoods.

Excellent for Corner Rounding:

- Aluminum
- Aluminum Composites
- Aluminum Composite Material (ACM)
- Composites
- Composite Panels
- Custom Composite Materials
- Fiberglass
- Fiberglass PCB Board
- Fiberglass Reinforced Composites
- Fiber-Reinforced Urethane
- Fiber-Reinforced Structural Foam Floors
- Hard and Soft Wood
- Lightweight Composites
- MDF
- Plastic

Benefits of Diamond Technology

- Harder cutting edge provides higher resistance to wear
- Cut thousands of meters more than carbide without changing tool, saving setup time
- Optimized machine tool efficiency
- Quality of finish is often significantly improved



R mm	D mm	I mm	PACK QTY.	ORDER NO. S=Ø8mm
2	16,7	8	10	938.167.61
3	18,7	8	10	938.187.61

Spare parts

990.422.00	791.044.00	990.058.00	991.057.00
990.422.00	791.044.00	990.058.00	991.057.00

791.044.00 Delrin® bearing

Decorative Ogee Bits



8/965.905

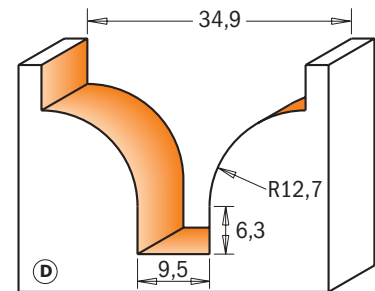
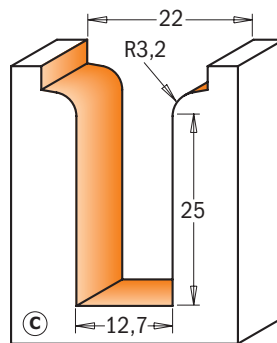
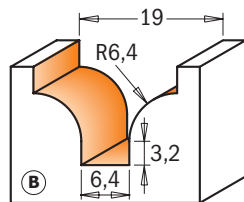


8/965.903
8/965.904

8/965.9

HW
 α
Z2
RH

Enhance your doors and drawer fronts and leave your visitors amazed! The cutting edges on these ogee bits are carbide-tipped for effective, smooth and eye-catching work.



Drawings are 1:1 scale

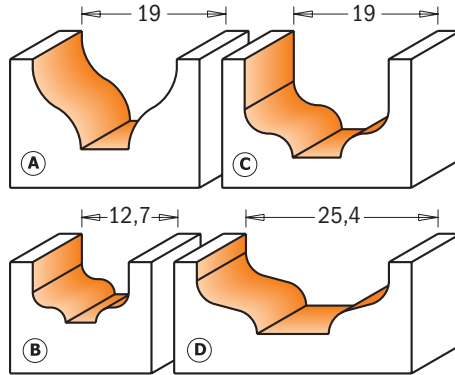

D mm	d mm	R mm	I mm	L mm	PROFILE	PACK QTY.	ORDER NO. S=Ø12mm	ORDER NO. S=Ø12,7mm
19	6,4	6,4	13	51	B	10	965.903.11	865.903.11
22	12,7	3,2	31,7	69,8	C	10	965.905.11	865.905.11
34,9	9,5	12,7	25	65,5	D	10	965.904.11	865.904.11

Decorative Ogee Bits

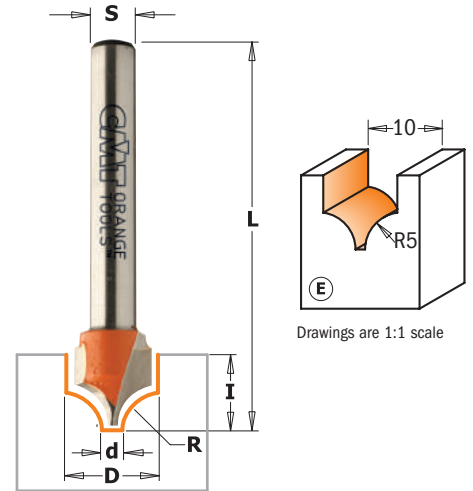


7/8/965

This new CMT bit produces a classic single or double-edged bead. Ideal for creating a marked decorative effect on panel, door and drawer work.



Drawings are 1:1 scale



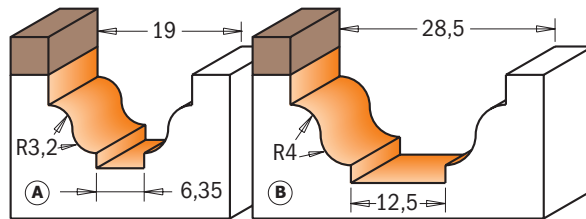

Drawings are 1:1 scale

D mm	d mm	R mm	I mm	L mm	PROFILE	PACK QTY.	ORDER NO. S=Ø6mm	ORDER NO. S=Ø6,35mm	ORDER NO. S=Ø8mm	ORDER NO. S=Ø12mm	ORDER NO. S=Ø12,7mm
19	6,35	6,4	11	50,8	A	10	765.001.11	865.001.11	965.001.11	965.501.11	865.501.11
12,7	4	2	8	51	B	10		865.002.11	965.002.11		
19	6,35	3,2	13	68	C	10				965.503.11	865.503.11
25,4	9,5	3,2	9,5	49	D	10				965.504.11	865.504.11
10	1,3	5	10	50	E	10	765.402.11	865.402.11	965.402.11		

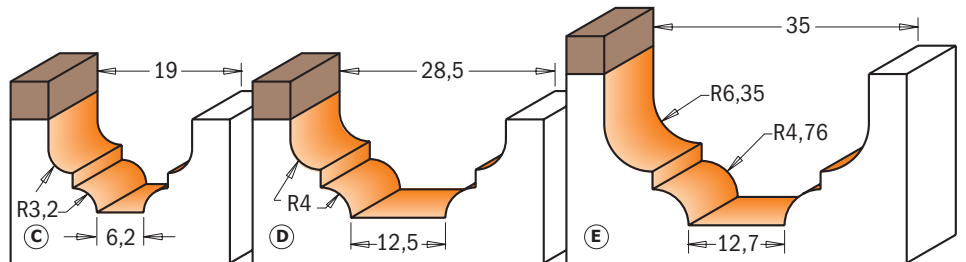
Classical Bead Bits

7/8/965B

This bit gives you even more decorative possibilities for panel and edge work. The bit design offers a wide flat bottom cut and a longer shank allows for a greater depth in the detail of the profile.



Drawings are 1:1 scale



D mm	R mm	I mm	L mm	PROFILE	PACK QTY.	ORDER NO. S=Ø6mm	ORDER NO. S=Ø6,35mm	ORDER NO. S=Ø8mm	ORDER NO. S=Ø12mm	ORDER NO. S=Ø12,7mm	Spare parts		
19	3,2	12,3	54	A	10	765.201.11B					791.007.00	541.003.00	991.056.00
19	3,2	12,3	54	A	10		865.201.11B				791.004.00	541.001.00	991.056.00
28,6	4	14,3	58,8	B	10			965.202.11B			791.027.00	541.002.00	991.056.00
28,6	4	14,3	58,8	B	10				965.702.11B		791.027.00	541.005.00	991.056.00
28,6	4	14,3	58,8	B	10					865.702.11B	791.027.00	541.002.00	991.056.00
19	3,2	12,3	54	C	10	765.301.11B					791.007.00	541.003.00	991.056.00
19	3,2	12,3	54	C	10		865.301.11B				791.004.00	541.001.00	991.056.00
28,6	4	13,3	58	D	10			965.302.11B		865.802.11B	791.027.00	541.002.00	991.056.00
28,6	4	13,3	58	D	10				965.802.11B		791.027.00	541.005.00	991.056.00
34,9	4,76 - 6,35	18,5	66,1	E	10			965.303.11B			791.031.00	541.004.00	991.056.00
34,9	4,76 - 6,35	18,5	66,1	E	10					865.803.11B	791.029.00	541.002.00	991.056.00

Spare parts 990.005.00 M3x3mm TSEI screw

Plunge Ogee Bits



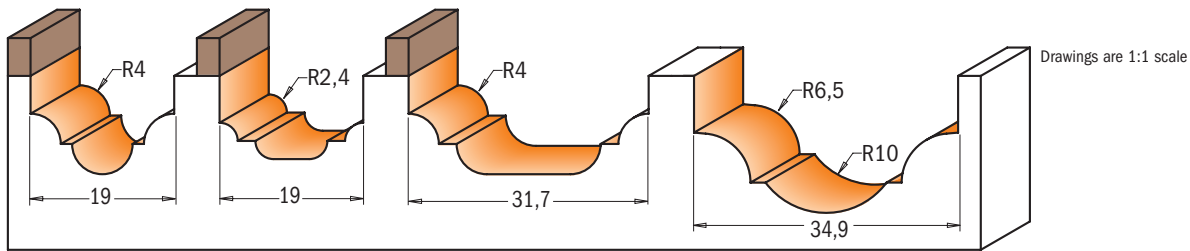
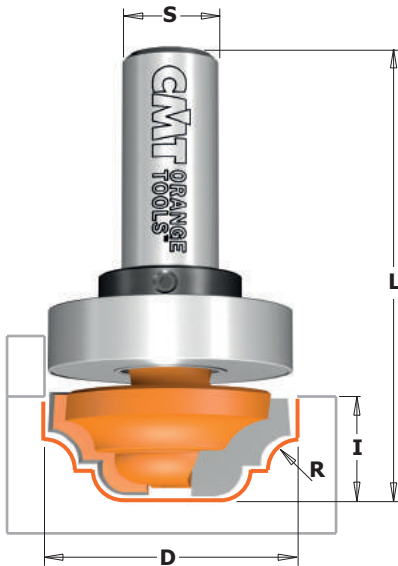
7/8/948 - 7/8/948B



You will never run out of ideas with this creative bit. Add a classic touch to any edge or highlight door fronts and panels with decorative layered effects.

For even more options, try the CMT plunge ogee with bearing guide for pattern following.

For more CMT ogee profile options, choose among plunge ogee bits equipped with a top bearing. Excellent for achieving accurate decorative work and guaranteed for long-lasting performance.



Drawings are 1:1 scale


D mm	R mm	I mm	L mm	PACK Qty.	ORDER NO. S=Ø6mm	ORDER NO. S=Ø6,35mm	ORDER NO. S=Ø8mm	ORDER NO. S=Ø12mm	ORDER NO. S=Ø12,7mm
19	4	13	51,1	10	748.190.11	848.190.11	948.190.11		
19	2,4	12	53	10	748.191.11	848.191.11	948.191.11		
31,7	4	13	58	10			948.317.11	948.817.11	848.817.11
34,9	6,5-10	18	68	10				948.850.11	848.850.11
With Top Bearing									
19	4	13	51,1	10	748.190.11B				
19	4	13	51,1	10		848.190.11B			
19	2,4	12	53	10	748.191.11B				
19	2,4	12	53	10		848.191.11B			
31,7	4	13	58	10			948.317.11B		
31,7	4	13	58	10				948.817.11B	
31,7	4	13	58	10					848.817.11B

Spare parts



791.007.00	541.003.00	991.056.00
791.004.00	541.001.00	991.056.00
791.007.00	541.003.00	991.056.00
791.004.00	541.001.00	991.056.00
791.015.00	541.002.00	991.056.00
791.015.00	541.005.00	991.056.00
791.015.00	541.002.00	991.056.00

Spare parts 990.005.00 M3x3mm TSEI screw

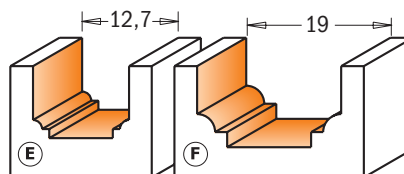


Decorative Ogee Bits

7/8/965.1




This new CMT bit produces a classic single or double edged bead. Ideal for creating a marked decorative effect on panel, door and drawer work.



Drawings are 1:1 scale

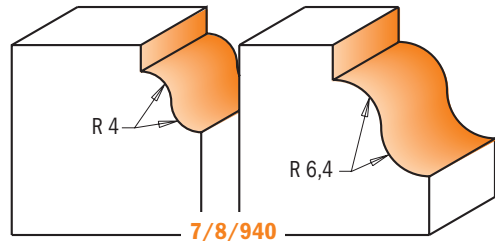
D mm	d mm	R mm	I mm	L mm	PROFILE	PACK Qty.	ORDER NO. S=Ø6mm	ORDER NO. S=Ø6,35mm	ORDER NO. S=Ø8mm
12,7	8,4	1,2	12,7	50,8	E	10	765.101.11	865.101.11	965.101.11
19	11,1	2,4	11	50,8	F	10	765.102.11	865.102.11	965.102.11

Roman Ogee Bits



The roman ogee may be the most popular edge treatment in woodworking, and it is certainly one of the most beautiful. This bit includes all CMT bit features and produces a perfect rendition of classic design.


SHOP TIPS: for best results, multiple passes are recommended.



Drawings are 1:1 scale

This bit takes the Roman Ogee a step further. The horizontal bead adds style and elegance to the traditional shape contour.

SHOP TIPS: for best results, multiple passes are recommended.

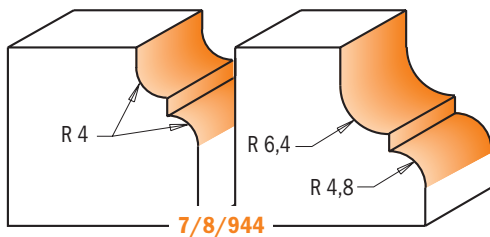



R mm	D mm	I mm	PACK QTY.	ORDER NO. S=Ø6mm	ORDER NO. S=Ø6,35mm	ORDER NO. S=Ø8mm	ORDER NO. S=Ø12mm	ORDER NO. S=Ø12,7mm
4	28,7	11,5	10	740.270.11	840.270.11	940.270.11	940.770.11	840.770.11
6,4	38,1	17,3	10	740.350.11	840.350.11	940.350.11	940.850.11	840.850.11
4	33,4	13	10	741.285.11	841.285.11	941.285.11	941.785.11	841.785.11
6,4	42,8	18,5	10	741.380.11	841.380.11	941.380.11	941.880.11	841.880.11

Spare parts

990.423.00	791.003.00	990.058.00	991.057.00
990.423.00	791.003.00	990.058.00	991.057.00
990.423.00	791.003.00	990.058.00	991.057.00
990.423.00	791.003.00	990.058.00	991.057.00

Classical Ogee Bits



Drawings are 1:1 scale

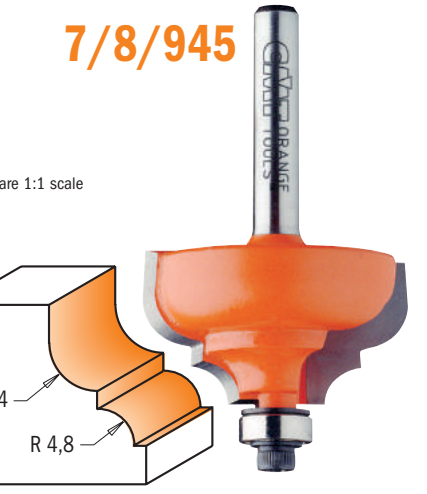
This profile includes a horizontal bead along the bottom of the profile adding a decorative detail to the traditional ogee design.

SHOP TIPS: for best results, multiple passes are recommended.



CMT's classical ogee bits feature an inverted ogee profile, with the concave edge adjacent to the upper surface of the workpiece. A vertical bead was added to separate the curves and creates an eye-catching shape.

SHOP TIPS: for best results, multiple passes are recommended.

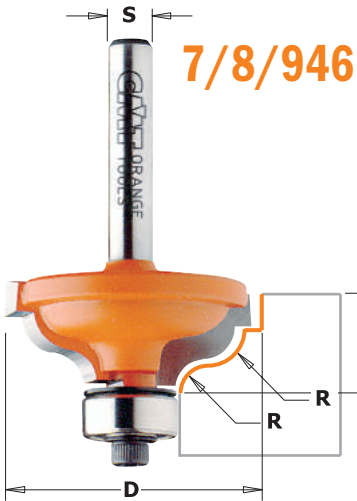


R mm	D mm	I mm	PACK QTY.	ORDER NO. S=Ø6mm	ORDER NO. S=Ø6,35mm	ORDER NO. S=Ø8mm	ORDER NO. S=Ø12mm	ORDER NO. S=Ø12,7mm
4	28,7	13	10	744.287.11	844.287.11	944.287.11	944.787.11	844.787.11
6,4-4,8	35	18,5	10	744.350.11	844.350.11	944.350.11	944.850.11	844.850.11
4	28,7	13	10	745.287.11	845.287.11	945.287.11	945.787.11	845.787.11
6,4-4,8	35	18,5	10	745.350.11	845.350.11	945.350.11	945.850.11	845.850.11

Spare parts

990.423.00	791.003.00	990.058.00	991.057.00
990.423.00	791.003.00	990.058.00	991.057.00
990.422.00	791.002.00	990.058.00	991.057.00
990.422.00	791.002.00	990.058.00	991.057.00

Ogee with Fillet Bits



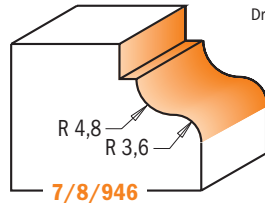
7/8/946

Take a complete assortment of CMT ogee bits into your shop. These bits feature micrograin carbide edges, high strength steel and the trademarked orange non-stick PTFE coating.

SHOP TIPS: for best results, multiple passes are recommended.

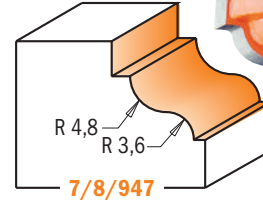
For a more-detailed profile, this bit adds an inset bead along the lower edge of the cut.

SHOP TIPS: for best results, multiple passes are recommended.



7/8/946

Drawings are 1:1 scale



7/8/947

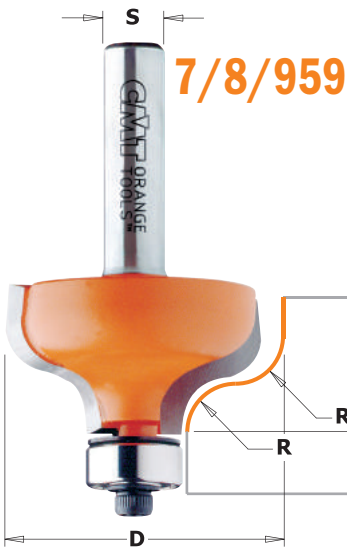


R mm	D mm	I mm	PACK QTY.	ORDER NO. S=Ø6mm	ORDER NO. S=Ø6,35mm	ORDER NO. S=Ø8mm	ORDER NO. S=Ø12mm	ORDER NO. S=Ø12,7mm
4,8-3,6	34,2	13	10	746.325.11	846.325.11	946.325.11	946.825.11	846.825.11
4,8-3,6	34,2	13	10	747.325.11	847.325.11	947.325.11	947.825.11	847.825.11

Spare parts

990.423.00	791.003.00	990.058.00	991.057.00
990.422.00	791.002.00	990.058.00	991.057.00

Ogee Bits



7/8/959

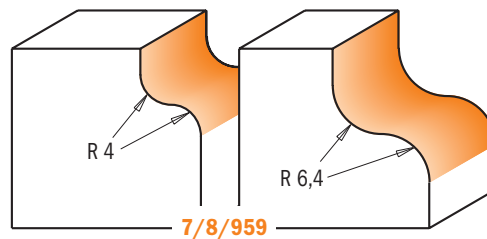


These profiles are the mirror image of the traditional roman ogee. They add sharp defining details to the edges of cabinets and furniture, before rolling into a smooth convex shape.

SHOP TIPS: for best results, multiple passes are recommended.

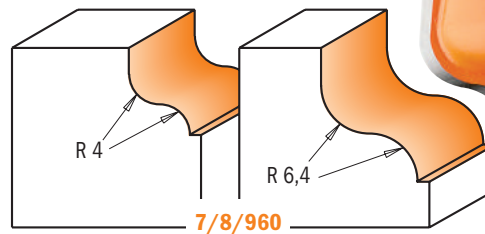
These bits are identical to the 7/8/959 series with the addition of an inset bead along the lower edge.

SHOP TIPS: for best results, multiple passes are recommended.



7/8/959

Drawings are 1:1 scale



7/8/960



R mm	D mm	I mm	PACK QTY.	ORDER NO. S=Ø6mm	ORDER NO. S=Ø6,35mm	ORDER NO. S=Ø8mm	ORDER NO. S=Ø12mm	ORDER NO. S=Ø12,7mm
4	28,7	13	10	759.040.11	859.040.11	959.040.11	959.540.11	859.540.11
6,4	38,1	18	10	759.064.11	859.064.11	959.064.11	959.564.11	859.564.11
4	28,7	13	10	760.040.11	860.040.11	960.040.11	960.540.11	860.540.11
6,4	38,1	18	10	760.064.11	860.064.11	960.064.11	960.564.11	860.564.11

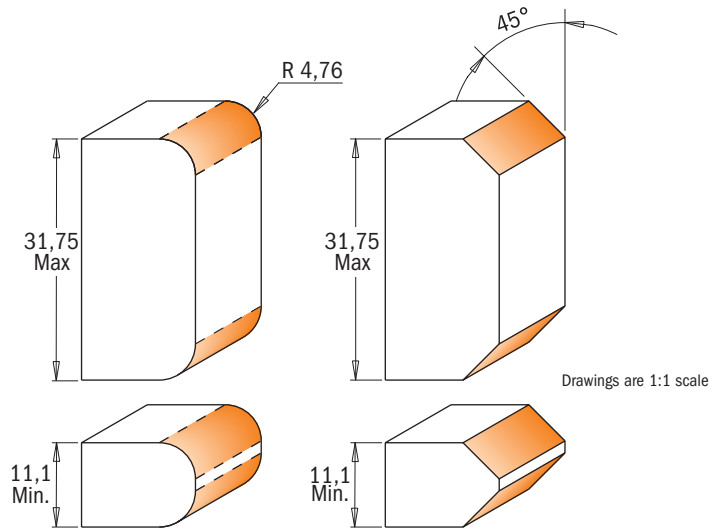
Spare parts

990.423.00	791.003.00	990.058.00	991.057.00
990.423.00	791.003.00	990.058.00	991.057.00
990.422.00	791.002.00	990.058.00	991.057.00
990.422.00	791.002.00	990.058.00	991.057.00



8/900.623

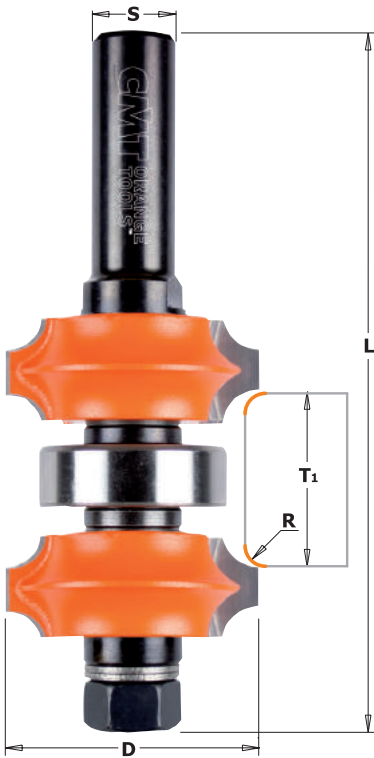
These CMT bits are ideal for making attractive edgework! Create a double 4,76mm (3/16") roundover profile, a double 45° bevel or even a mixed profile on your wood panels easily and in a cost-effective way! Interchangeable shims are included to allow for different stock thicknesses according to the board. To be used on table-mounted routers. Do not use these bits with hand-held power tools.



Drawings are 1:1 scale

D mm	T ₁ mm	R mm	A	L mm	PACK Qty.	ORDER NO. S=Ø12mm	ORDER NO. S=Ø12,7mm	Spare parts									
38,1	11,1 - 31,75	4,76	45°	100	10	900.623.11							924.137.00	791.037.00	822.029.11	822.030.11	990.020.00
38,1	11,1 - 31,75	4,76	45°	100	10		800.623.11	824.137.00	791.037.00	822.029.11	822.030.11	990.020.00					

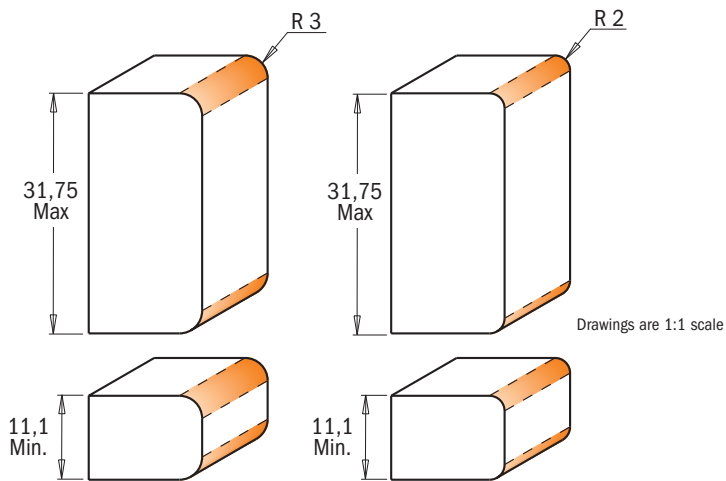
Spare parts: 541.500.00 3mm spacer, 541.515.00 0,1mm spacer, 541.517.00 0,5mm spacer, 541.518.00 1mm spacer, 541.519.00 5,8mm spacer



Adjustable Double Roundover Router Bits

8/900.622

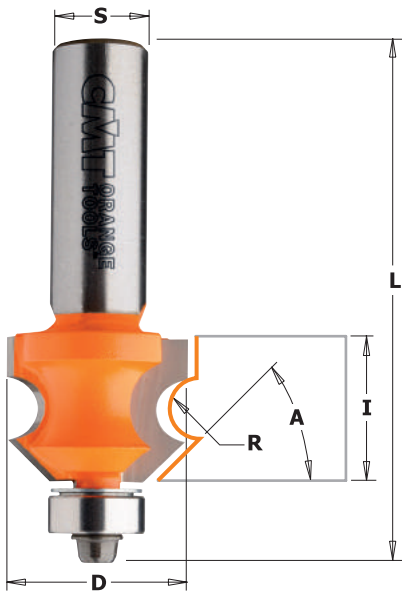
Create awesome furnishing decorations with these new CMT bits! They provide a double 2mm (5/64") and 3mm (1/8") roundover profile on your wood panels easily and in a cost-effective way! Interchangeable shims are included to allow for different stock thicknesses according to the board. To be used on table-mounted routers. Do not use these bits with hand-held power tools.



Drawings are 1:1 scale

D mm	T ₁ mm	R mm	L mm	PACK Qty.	ORDER NO. S=Ø12mm	ORDER NO. S=Ø12,7mm	Spare parts									
34	11,1 - 31,75	3 - 2	100	10	900.622.11							924.137.00	791.037.00	822.031.11	822.032.11	990.020.00
34	11,1 - 31,75	3 - 2	100	10		800.622.11	824.137.00	791.037.00	822.031.11	822.032.11	990.020.00					

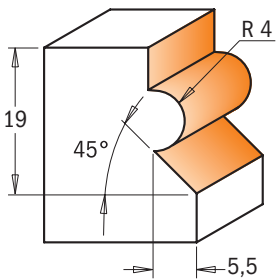
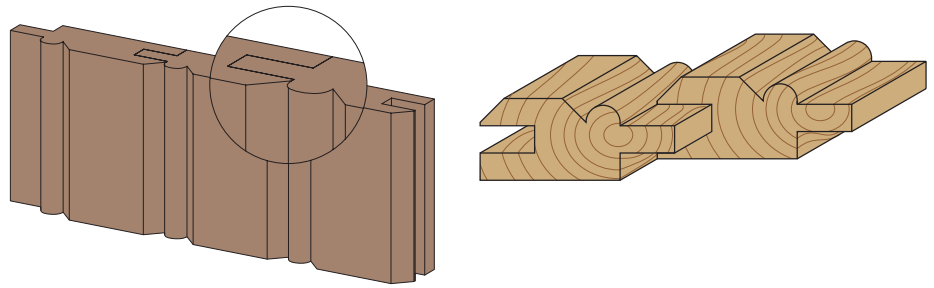
Spare parts: 541.500.00 3mm spacer, 541.501.00 4mm spacer, 541.515.00 0,1mm spacer, 541.516.00 0,3mm spacer, 541.518.00 1mm spacer, 541.519.00 5,8mm spacer



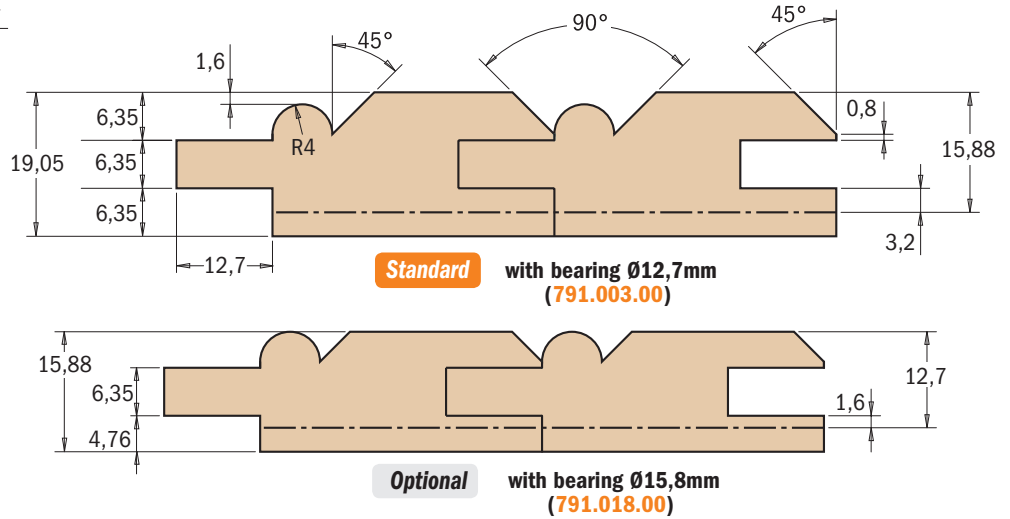
8/961.6



This new router bit designed for 19mm (3/4") thick stock is perfect for creating wainscots and panels on your walls. Simply create a 6,35mm (1/4") tongue-and-groove interlock with a CMT 8/900.626.11, then, with two passes mill an attractive traditional beadboard profile with this new bit. Perfect for cabinets, bookcase backings, ceiling and wall paneling.



Drawing is 1:1 scale



D mm	I mm	R mm	A	L mm	PACK QTY.	ORDER NO. S=Ø12mm	ORDER NO. S=Ø12,7mm	Spare parts							
23,8	19,05	4	45°	67,7	10	961.601.11	861.601.11					990.423.00	791.003.00	990.058.00	991.057.00

Corner Beading Bit with 45° Chamfer

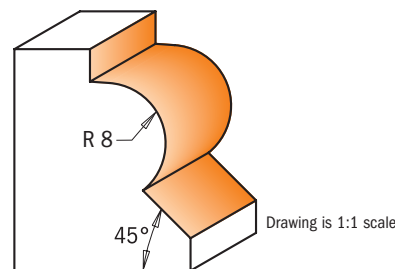


954



An innovative bit to create beautiful edges and corner beads.

SAFETY TIPS: to be used only on CNC machines or router tables equipped with a fence.



D mm	D1 mm	I mm	R mm	L mm	PACK QTY.	ORDER NO. S=Ø8mm
36	22	25	8	60	10	954.080.11

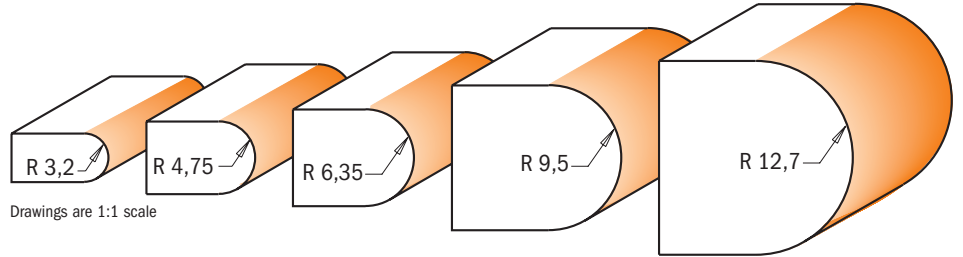
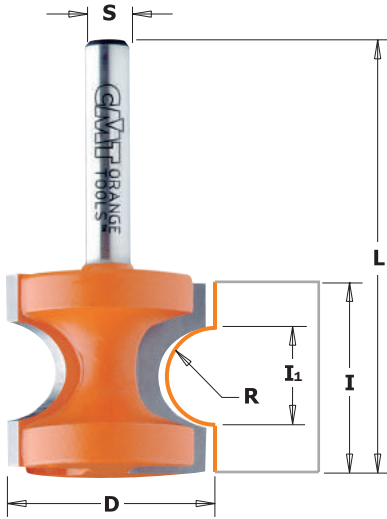
Bead & Bull Nose Bits



7/8/954

CMT's bull nose bits create elegantly finished edges on stair treads, window sills and shelves in one pass. Add a final touch by using a cutter with a bead diameter wider than the stock thickness. CMT bull nose bits have bead diameters from 6,35mm (1/4") to 25,4mm (1") and each bit features carbide-tipped cutting edges, anti-kickback design and the orange PTFE non-stick coating trademark.

SAFETY TIPS: to be used only on router tables equipped with a fence. Do not remove the workpiece while the bit is routing.



Drawings are 1:1 scale

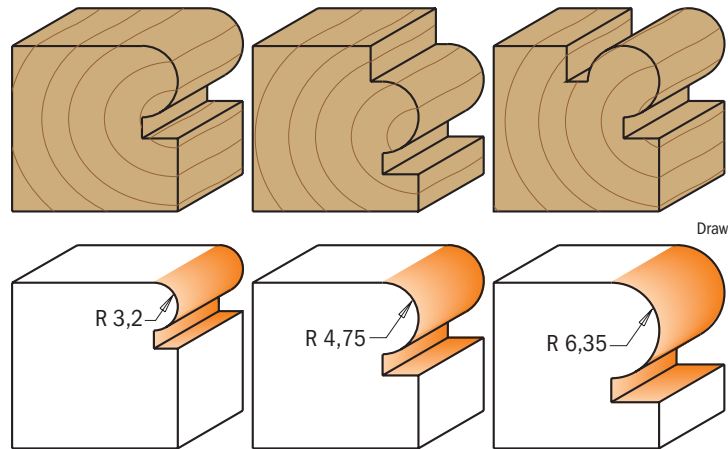
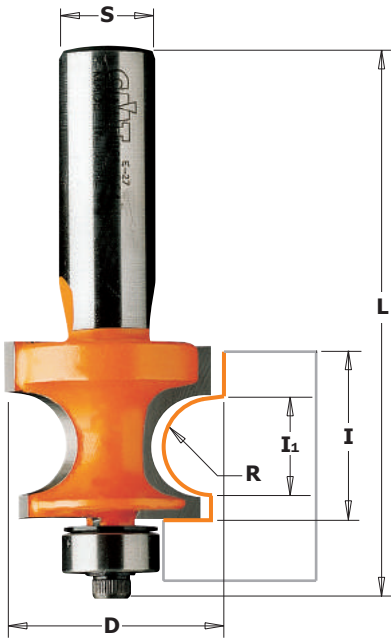
R mm	D mm	I ₁ mm	I mm	L mm	PACK Qty.	ORDER NO. S=Ø6mm	ORDER NO. S=Ø6,35mm	ORDER NO. S=Ø8mm	ORDER NO. S=Ø12mm	ORDER NO. S=Ø12,7mm
3,2	22,2	6,56	19	50,8	10	754.002.11	854.002.11	954.002.11		
3,2	22,2	6,56	19	57,2	10				954.502.11	854.502.11
4,75	25,4	9,85	22	54	10	754.003.11	854.003.11	954.003.11		
4,75	25,4	9,85	22	60,4	10				954.503.11	854.503.11
6,35	28,6	13,15	25,5	57,2	10	754.004.11	854.004.11	954.004.11		
6,35	28,6	13,15	25,5	63,5	10				954.504.11	854.504.11
9,5	34,9	19,71	35	73	10				954.507.11	854.507.11
12,7	44,5	26,3	41	79,4	10				954.509.11	854.509.11

Corner Beading Bits



7/8/961

Make beautiful traditional beads and edge beads or turn old beads into new moldings with the new CMT corner beading bits with bearing. Featuring carbide-tipped cutting edges and orange PTFE non-stick coating, these bits provide excellent results on corner beads. Run the bead twice to form a complete corner bead.




Drawings are 1:1 scale

R mm	D mm	I ₁ mm	I mm	L mm	PACK Qty.	ORDER NO. S=Ø6mm	ORDER NO. S=Ø6,35mm	ORDER NO. S=Ø8mm	ORDER NO. S=Ø12mm	ORDER NO. S=Ø12,7mm	Spare parts		
3,2	22,2	6,50	15	57,7	10	761.032.11	861.032.11	961.032.11					
3,2	22,2	6,50	15	64	10				961.532.11	861.532.11	990.423.00	791.003.00	990.058.00
4,75	25,4	9,68	18,6	61,2	10	761.048.11	861.048.11	961.048.11			990.423.00	791.003.00	990.058.00
4,75	25,4	9,68	18,6	67,6	10				961.548.11	861.548.11	990.423.00	791.003.00	990.058.00
6,35	28,6	12,86	22,2	64,8	10	761.064.11	861.064.11	961.064.11			990.423.00	791.003.00	990.058.00
6,35	28,6	12,86	22,2	71,7	10				961.564.11	861.564.11	990.423.00	791.003.00	990.058.00

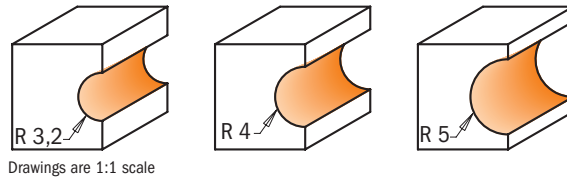
Spare parts 991.057.00 3/32" hex key

Edge-Fluting Bits



7/862

The edge-fluting bearing guided bits are quick to set up and can be used for curved screens, small radius grooves, doors etc. No side fence is required. Use in a handheld or table-mounted router.



Drawings are 1:1 scale



For top bearing version: use bearing 791.010.00 and stop collar 541.001.00 (optional)


R mm	D mm	I mm	L mm	PACK QTY.	ORDER NO. S=Ø6mm	ORDER NO. S=Ø6,35mm
3,2	19,05	6,4	57	10	762.032.11	862.032.11
4	20,7	8	57	10	762.040.11	862.040.11
5	22,7	10	57	10	762.050.11	862.050.11

Spare parts



990.423.00	791.003.00	990.058.00	991.057.00
990.423.00	791.003.00	990.058.00	991.057.00
990.423.00	791.003.00	990.058.00	991.057.00

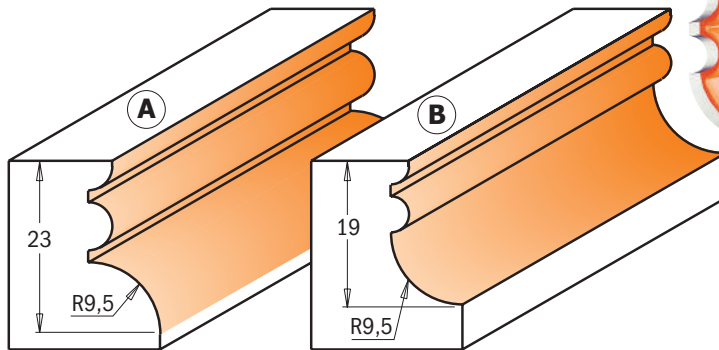
CMT Moulding System



8/956.852

If the standard selection of moulding and mill work you find in today's lumber shops isn't satisfactory to your woodworking tastes, then look to CMT's moulding system instead. With these bits, you can make dozens of elaborate profiles by combining two or more passes. Avoid the average and create your own mouldings. Some initial suggestions are illustrated below.

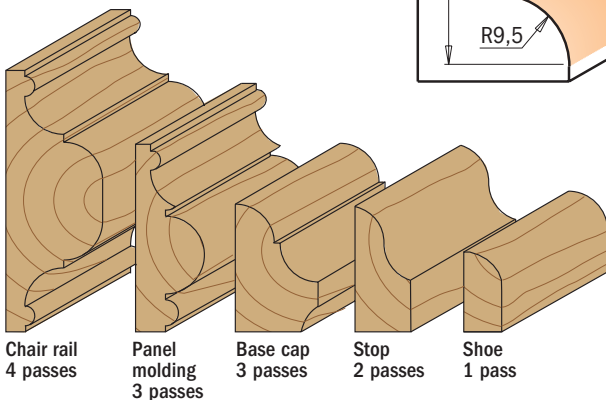
SAFETY TIPS: use these bits with a fence. The profiles shown below are milled from heavy stock then refined to the desired shape.



Drawings are 1:1 scale



8/956.851



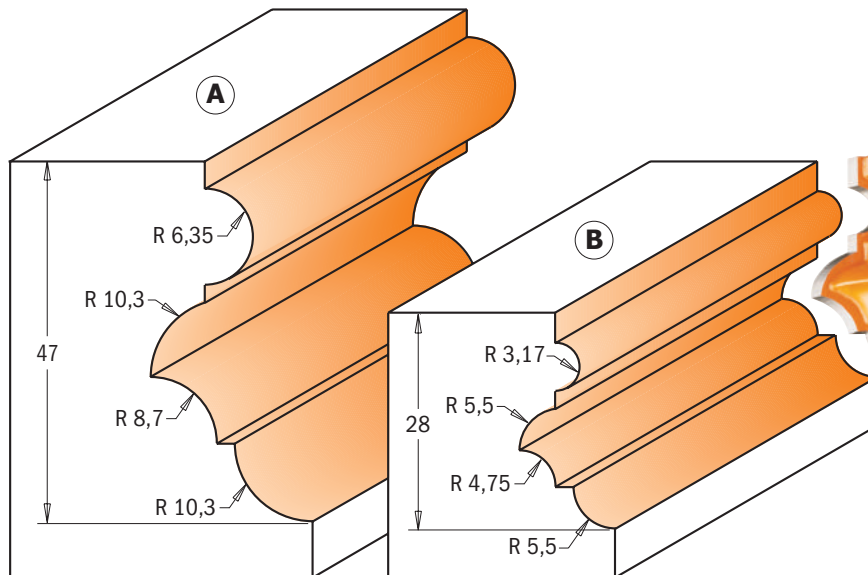
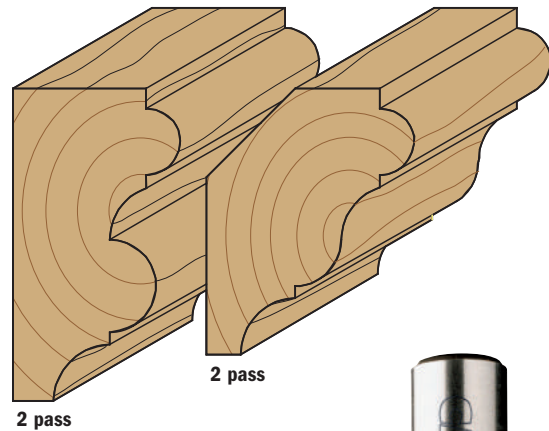
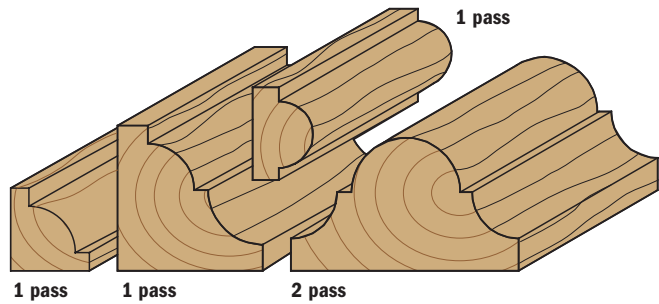
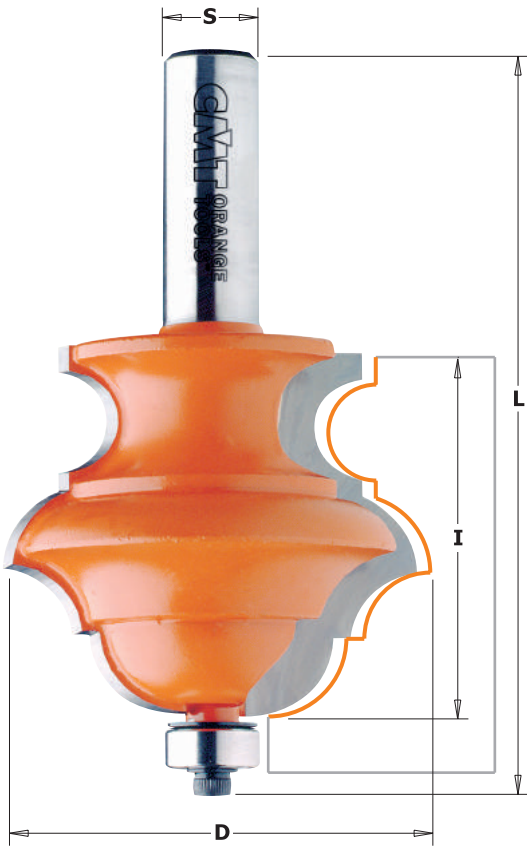
PROFILE	D mm	I mm	L mm	PACK QTY.	ORDER NO. S=Ø12mm	ORDER NO. S=Ø12,7mm
A	31,7	23	61,1	10	956.852.11	856.852.11
B	31,7	19	57,2	10	956.851.11	856.851.11

8/956.8



Create endless profiles with CMT multiprofile bits. Simply adjust the height of the bit to create classic profiles in one single pass, or make more complex decorative effects in multiple passes. The bits super-strength steel body can withstand long-lasting cutting operations, and the micrograin carbide tips remain sharp longer for superior performance. In addition these bits feature non-stick PTFE coating and anti-kickback design. To be used on tables equipped with a fence.

SAFETY TIPS: to make small mouldings as shown below, cut the profile from very wide stock. Remove the excess material and work on the bigger piece to give you easier control. Keep hands far from the bit when working.



Drawings are 1:1 scale

PROFILE	D mm	I mm	L mm	PACK Qty.	ORDER NO. S=Ø12mm	ORDER NO. S=Ø12,7mm
A	55,6	47	96,4	5	956.802.11	856.802.11
B	38,1	28	77,5	10	956.801.11	856.801.11

Spare parts

990.423.00	791.003.00	990.058.00	991.057.00
990.423.00	791.003.00	990.058.00	991.057.00

Moulding Bits

Why waste time searching for a particular style of frame moulding when you can just as quickly and easily make your own. With the wide range of decorative possibilities offered by CMT moulding bits, you can always create the edge profile you want, anywhere you want and any time you want. These bits are made to last a lifetime! Carbide-tipped cutters and solid bar stock steel shanks can withstand rigorous use and the non-stick PTFE coating allows for clean, smooth-running cuts.

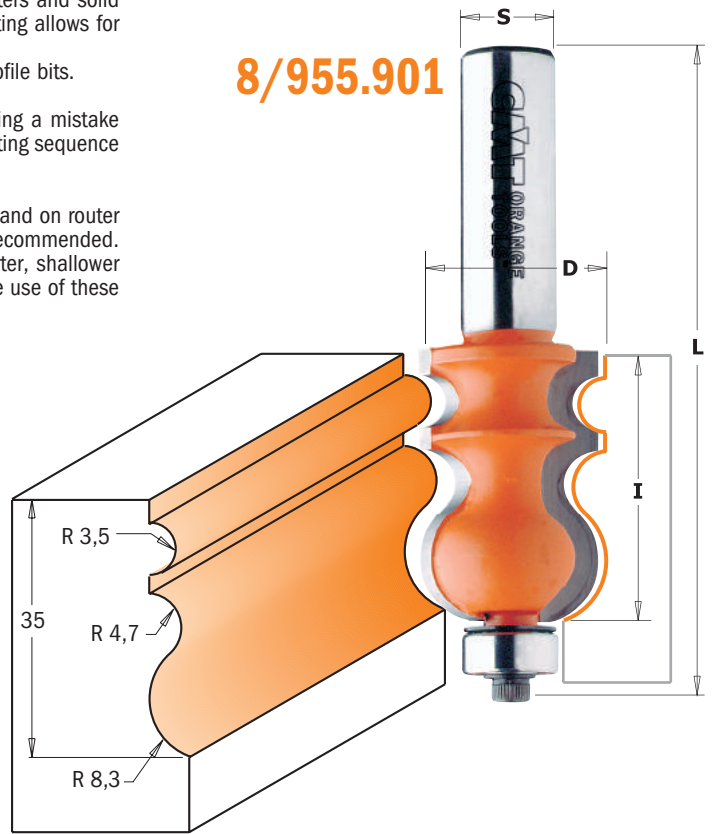
The anti-kickback design guarantees safer operation when using these wide profile bits.

SHOP TIPS: multiple pass operations require advance planning. To avoid making a mistake that could render it impossible to finish the job, carefully consider the entire cutting sequence before you begin.

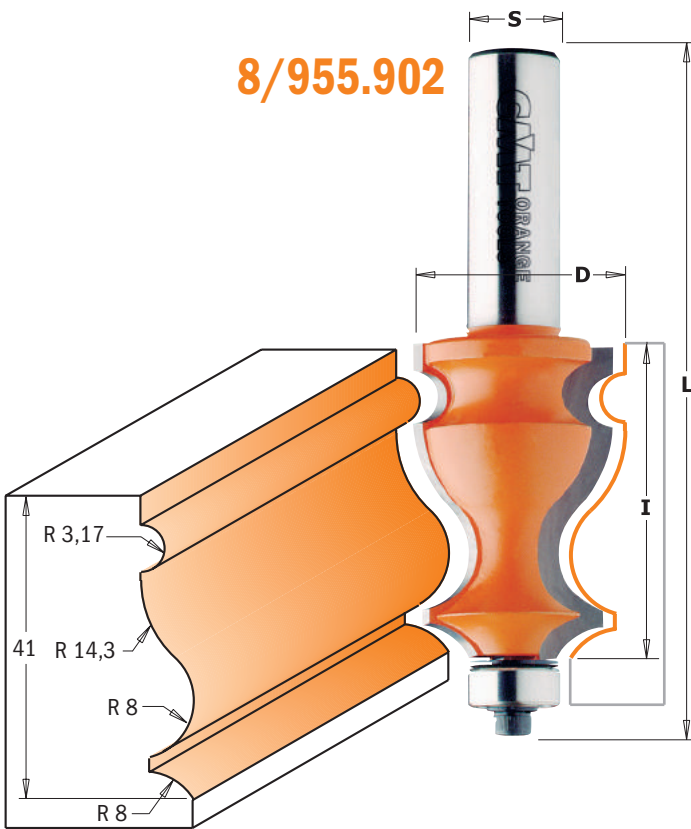
SAFETY TIPS: all large diameter bits such as these should be used with caution and on router tables equipped with a fence. For best results, 1,7 KW (2-1/4 HP) routers are recommended. Routers as low-powered as 1,1 KW (1-1/2 HP) can be used if limited to shorter, shallower runs. When possible, reduce the RPMs of the router for operations requiring the use of these bits.



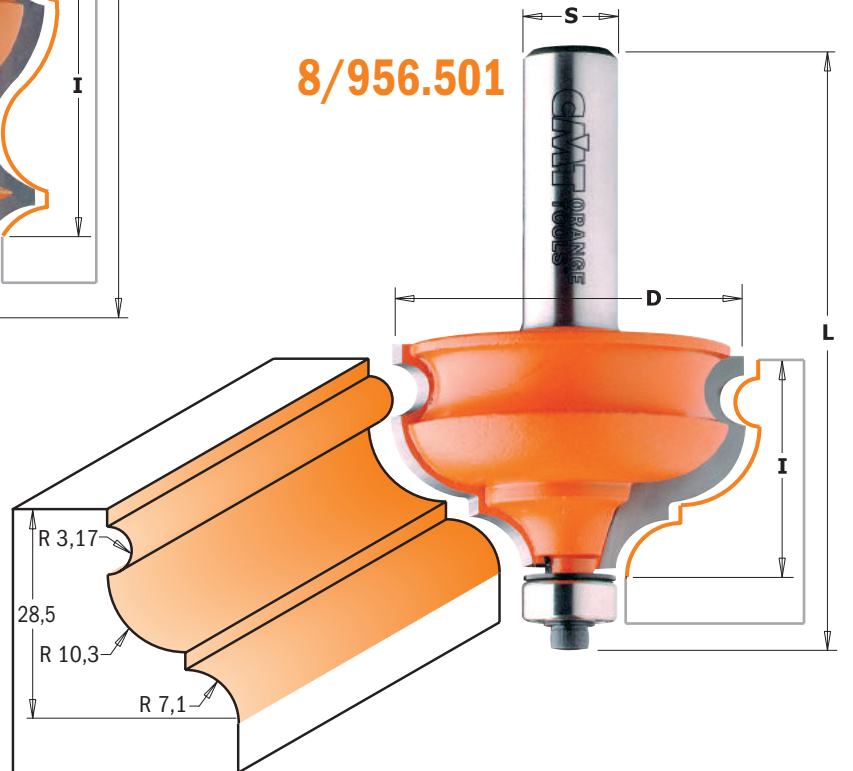
8/955.901



8/955.902



8/956.501



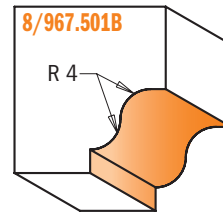
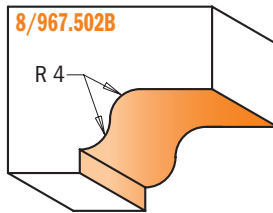
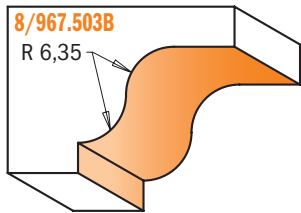

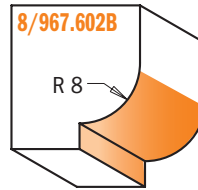
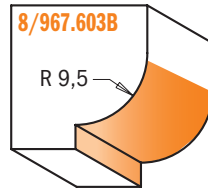

D mm	I mm	L mm	PACK Qty.	ORDER NO. S=Ø12mm	ORDER NO. S=Ø12,7mm	Spare parts				
23,8	35	83,8	10	955.901.11	855.901.11					990.423.00 791.003.00 990.058.00 991.057.00
27	41	90,2	10	955.902.11	855.902.11					990.423.00 791.003.00 990.058.00 991.057.00
47,5	28,5	77,4	10	956.501.11	856.501.11					990.423.00 791.003.00 990.058.00 991.057.00

Moulding Bits



8/967.5B - 8/967.6B

CMT's new moulding bits allow you to shape elegant mouldings with your table saw and router. Unlike any commercially available crown mouldings, mouldings made with these bits are easy to install and create a finished appearance. After shaping the cove, you can use special router bits with inverted profiles to create different edges and complete the moulding.



Drawings are 1:1 scale

R mm	D mm	I mm	L mm	PACK QTY.	ORDER NO. S=Ø8mm	ORDER NO. S=Ø12mm	ORDER NO. S=Ø12,7mm
4	39,05	11,5	57	10	967.001.11B	967.501.11B	867.501.11B
4	54	11,5	65,9	10		967.502.11B	867.502.11B
6,35	60,5	17,3	71,7	5		967.503.11B	867.503.11B
6,35	38	12,5	57	10	967.101.11B	967.601.11B	867.601.11B
8	35	13,2	57,7	10	967.102.11B	967.602.11B	867.602.11B
9,5	38	14,5	59	10	967.103.11B	967.603.11B	867.603.11B

Spare parts

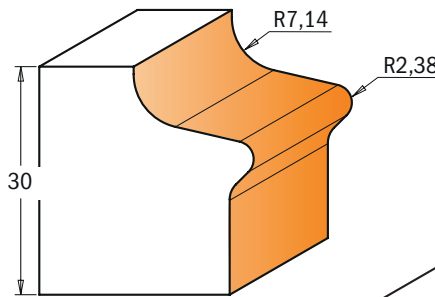
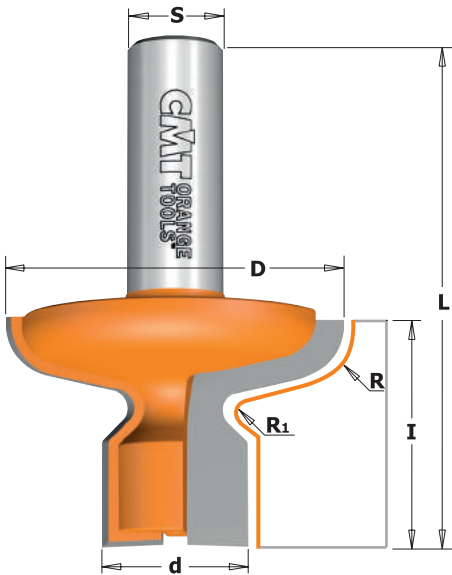
Part 1	Part 2	Part 3	Part 4
791.011.00	541.002.00	990.005.00	991.056.00
791.011.00	541.002.00	990.005.00	991.056.00
791.011.00	541.002.00	990.005.00	991.056.00
791.011.00	541.002.00	990.005.00	991.056.00
791.011.00	541.002.00	990.005.00	991.056.00
791.011.00	541.002.00	990.005.00	991.056.00

Finger pull door lip bit

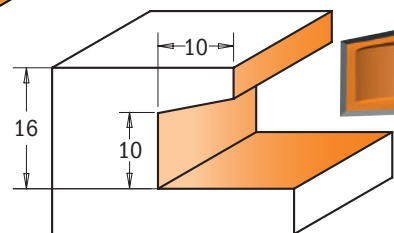


8/955.604-606

Why interrupt the subtle linearity of an all-wood drawer front or cabinet door with a metal knob or handle? Two options are available: a template profile made directly in the wood or a European-style hardwood pull as illustrated below.



9/855.604.11



855.606.11

Drawings are 1:1 scale

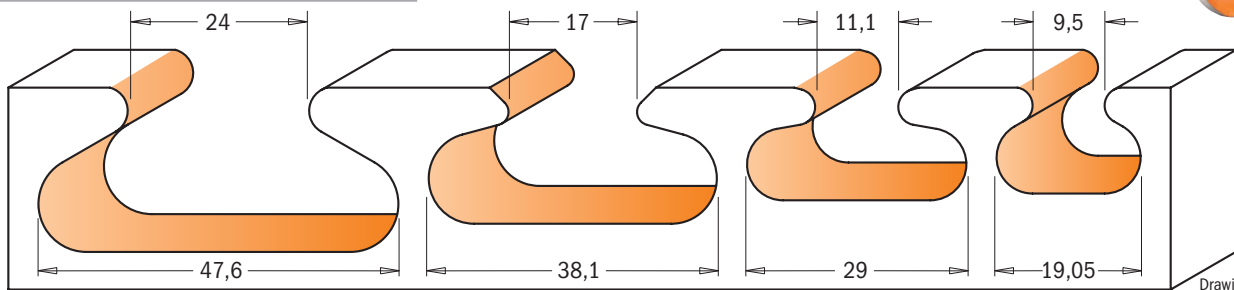
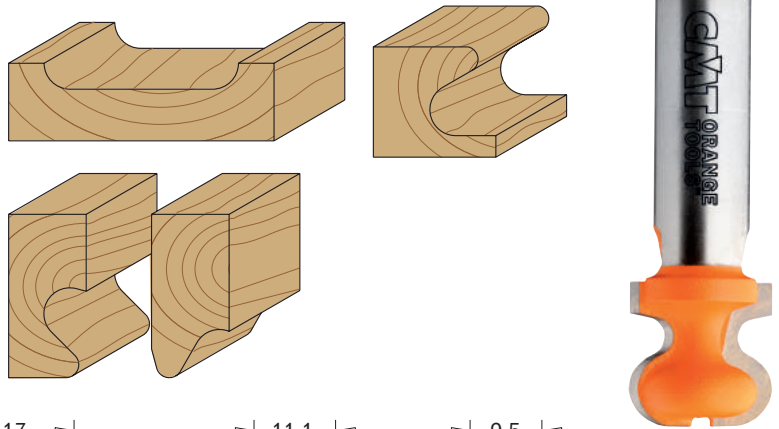
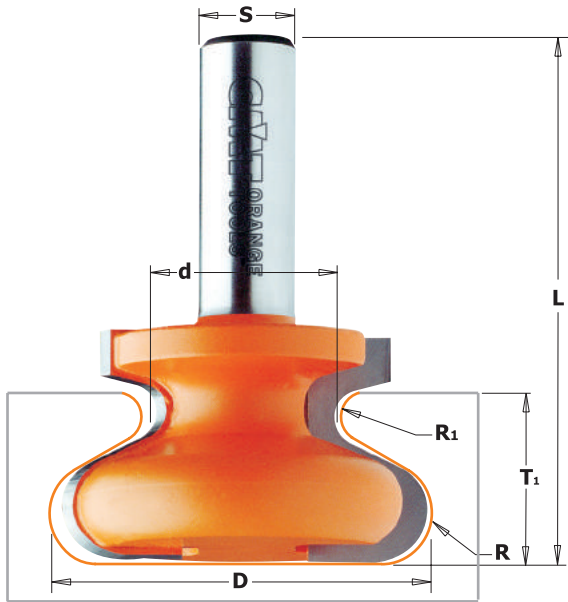
D mm	d mm	I mm	R mm	R ₁ mm	L mm	PACK QTY.	ORDER NO. S=Ø12mm	ORDER NO. S=Ø12,7mm
36	16	16			60	10		855.606.11
47,6	22,2	30	7,14	2,38	66,6	10	955.604.11	855.604.11

Finger Pull Bit

8/955



Why interrupt the subtle linearity of an all-wood drawer front or cabinet door with a metal knob or handle? Use a CMT finger pull bit and make a harmonious wooden handle. Two options are available: a template profile made directly in the wood or a European-style hardwood pull as illustrated below.



Drawings are 1:1 scale

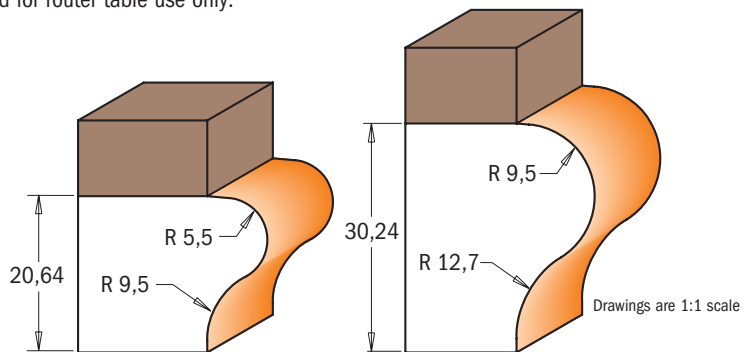
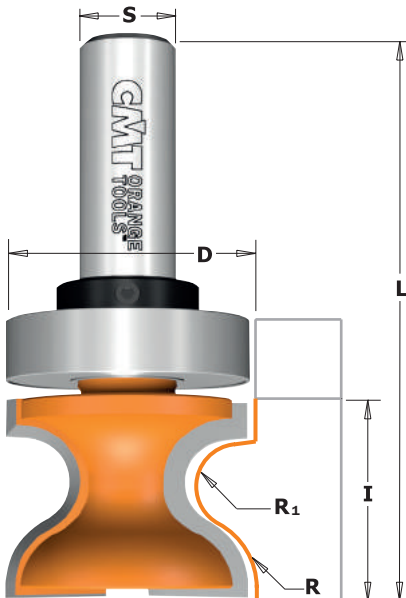
D mm	d mm	T ₁ mm	L mm	R mm	R ₁ mm	Pack Qty.	ORDER NO. S=Ø8mm	ORDER NO. S=Ø12mm	ORDER NO. S=Ø12,7mm
19,05	9,5	14	19,05	4,76	2,4	10	955.102.11		855.602.11
29	11,1	15	20	4,8	2,3	10			855.605.11
38,1	17	18	20,7	6	1,8	10	955.103.11		
38,1	17	18	20,7	6	1,8	10			855.603.11
47,6	24	22	28,5	6,35	3,2	10		955.601.11	855.601.11

Window Sill & Finger Bits

8/955.8 - 8/955.8B



Originally, these profiles were designed for shaping the edges of window sills. Yet, these bits also can be used to create finger pulls on the edges of doors and drawers. These bits are available with top bearings for curved template work or without bearings for straight cuts against a fence. Recommended for router table use only.



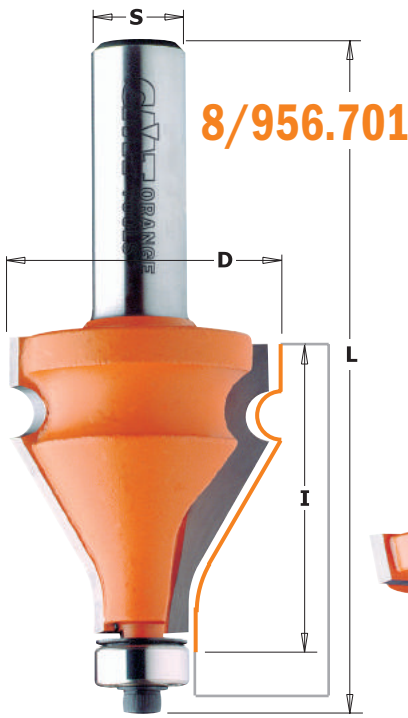
Drawings are 1:1 scale

R ₁ mm	R mm	D mm	I mm	L mm	Pack Qty.	ORDER NO. S=Ø12mm	ORDER NO. S=Ø12,7mm
5,5	9,5	31,7	25,4	73	10	955.804.11	855.804.11
9,5	12,7	38,1	35	85,8	10	955.805.11	855.805.11
With Top Bearing							
5,5	9,5	31,7	25,4	73	10	955.804.11B	
5,5	9,5	31,7	25,4	73	10		855.804.11B
9,5	12,7	38,1	35	85,8	10	955.805.11B	
9,5	12,7	38,1	35	85,8	10		855.805.11B

Spare parts

791.015.00	541.005.00	990.005.00	991.056.00
791.015.00	541.002.00	990.005.00	991.056.00
791.020.00	541.005.00	990.005.00	991.056.00
791.020.00	541.002.00	990.005.00	991.056.00

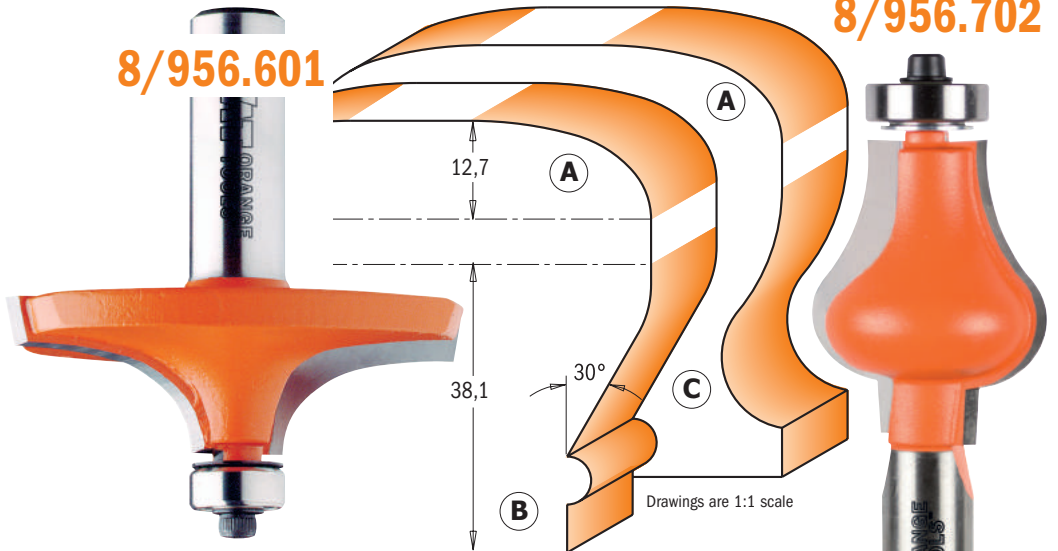
Table Edge & Hand Rail Bits



8/956.701

Turn a small investment into big returns with these CMT bits! These bits guarantee well-proportioned smooth curves, adding a touch of class and creating elegant eye-catching work. CMT hand rail bits feature a 30° bevel edge and a 3.2mm bead that craft beautiful and functional hand rails.

SAFETY TIPS: these profile bits remove large amounts of stock and make consistent quantities of dust. We recommend using a vacuum to keep the work area safe.



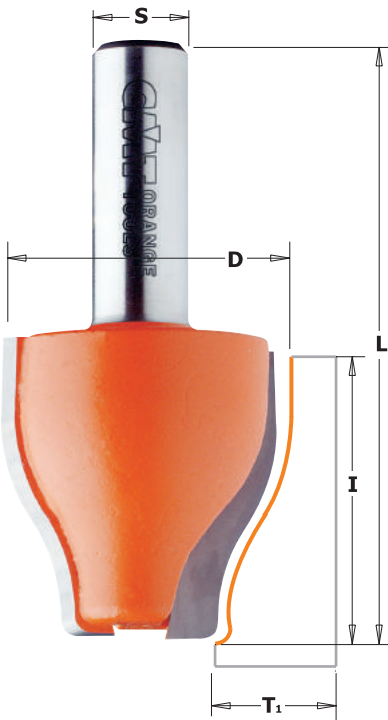
8/956.601

8/956.702

Drawings are 1:1 scale

PROFILE	D mm	I mm	L mm	PACK QTY.	ORDER NO.	ORDER NO.	Spare parts			
					S=Ø12mm	S=Ø12,7mm	Flange	Washer	Screw	Hex Key
A	63,5	19	67,9	5	956.601.11	856.601.11	990.423.00	791.003.00	990.058.00	991.057.00
B	35	38	87	10	956.701.11	856.701.11	990.423.00	791.003.00	990.058.00	991.057.00
C	31,7	38,1	87	10	956.702.11	856.702.11	990.423.00	791.018.00	990.058.00	991.057.00

Vertical Raised Panel Bits



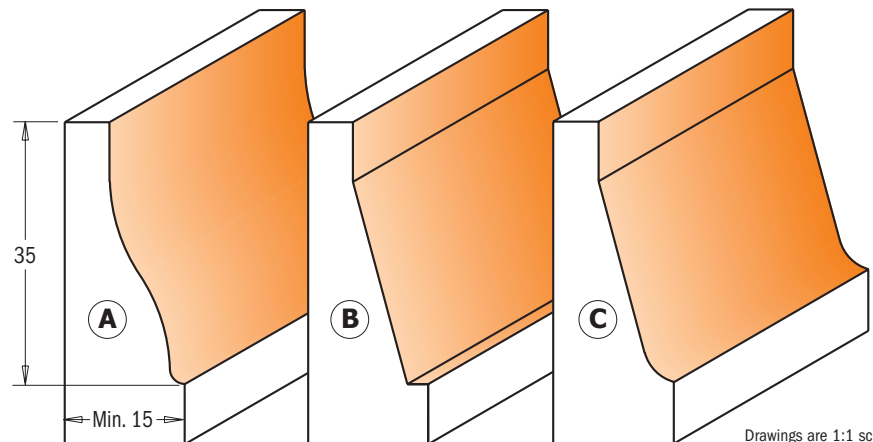
8/990.6



Create raised panel doors and drawer fronts easily and economically by simply putting a CMT vertical raised panel bit in your router* and a sturdy 90° angle fence on your router table. Studied, designed and crafted with the most sophisticated technology available, these bits are perfected down to the smallest detail. Choose from three vertical profile designs.

* Recommended for use on routers with a minimum speed of 1,7 KW (2-1/4 HP). Routers as low-powered as 1,1 KW (1-1/2 HP) can be used but we suggest limiting their use to shorter, shallower runs.


SAFETY TIPS: the template must be at least 150mm and clamps should be used whenever possible. Three to five passes are recommended to safely and accurately obtain the profile you desire.



Drawings are 1:1 scale

PROFILE	D mm	I mm	T ₁ mm	L mm	PACK QTY.	ORDER NO. S=Ø12mm	ORDER NO. S=Ø12,7mm
A	38	38	15 ÷ 18	76,2	10	990.601.11	890.601.11
B	38	38	15 ÷ 18	76,2	10	990.602.11	890.602.11
C	38	38	15 ÷ 18	76,2	10	990.603.11	890.603.11

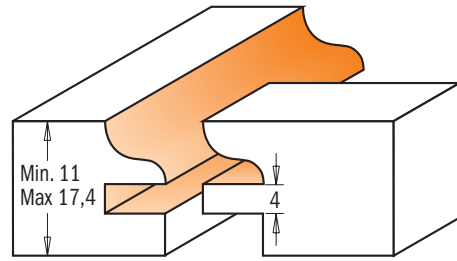
Junior Ogee Rail & Stile Set







8/991.517



These bits are designed for those special projects that require a smaller panel door. Use these bits with stock from 11,1mm to 17,4mm thick, and build doors as small as 70mm.




Drawings is 1:1 scale

D mm	T ₁ mm	L mm	PACK QTY.	ORDER NO. S=Ø12mm	ORDER NO. S=Ø12,7mm	Spare parts			
31,75	11 ÷ 17,4	67	5	991.517.11	891.517.11	 4mm	 6mm	 791.025.00	 990.020.00

Spare parts
 541.515.00 0,1mm spacer
 541.516.00 0,3mm spacer
 541.518.00 1,0mm spacer

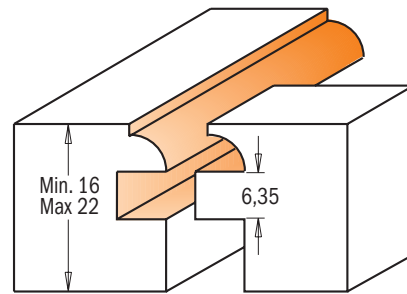
Rail & Stile Set







8/991



Designed for fine furniture construction, these bits mill a delicate 4,75mm thumbnail profile in stock from 15,8mm to 20,6mm.



Drawings is 1:1 scale

D mm	T ₁ mm	R mm	L mm	PACK QTY.	ORDER NO. S=Ø12mm	ORDER NO. S=Ø12,7mm	Spare parts			
28,7	16 ÷ 22	4,8	79,2	10	991.012.11	891.512.11	 6,35mm	 10,8mm	 791.025.00	 990.020.00

Spare parts
 541.515.00 0,1mm spacer
 541.516.00 0,3mm spacer
 541.518.00 1,0mm spacer

The ABC's of Panel Door Construction

In our step-by-step example of panel door construction, we used the following:

- CMT Rail & Stile set (item #891.502.11)
- CMT Reverse Glue Joint (item #855.501.11)
- pre-cut to length stiles - 19mm thick x 57mm wide
- pre-cut to length rails - 19mm thick x 57mm wide
- panel - 16mm thick
- scrap stock

The CMT Rail & Stile set was designed ideally for the construction of panel doors from 19mm thick stock, however any variation of size up to 22mm thick can be used. Remember to adjust your measurements and cutting depths according to the wood thickness you use.

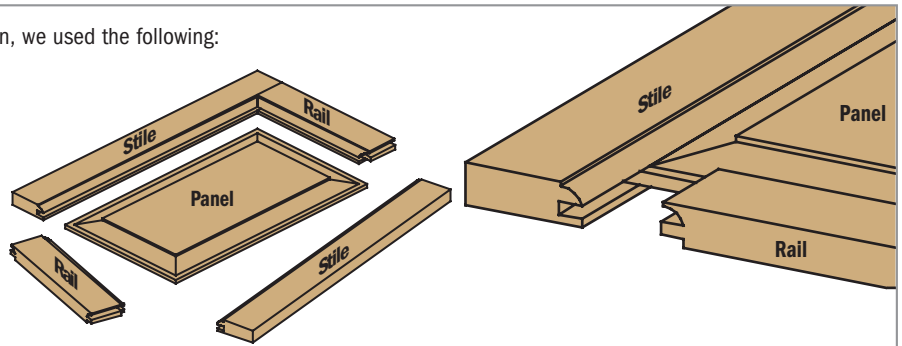


ILLUSTRATION A

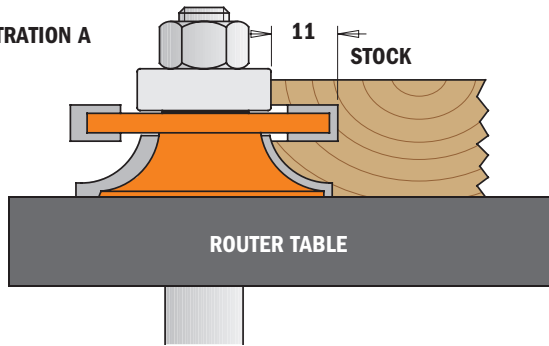
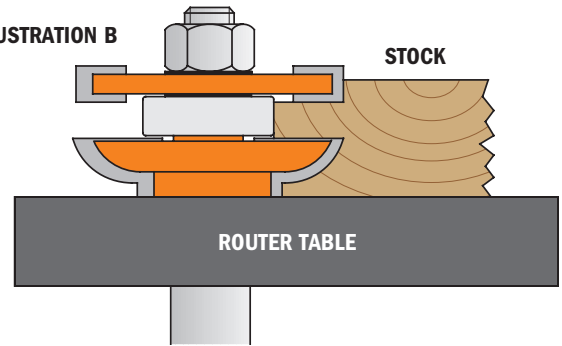


ILLUSTRATION B



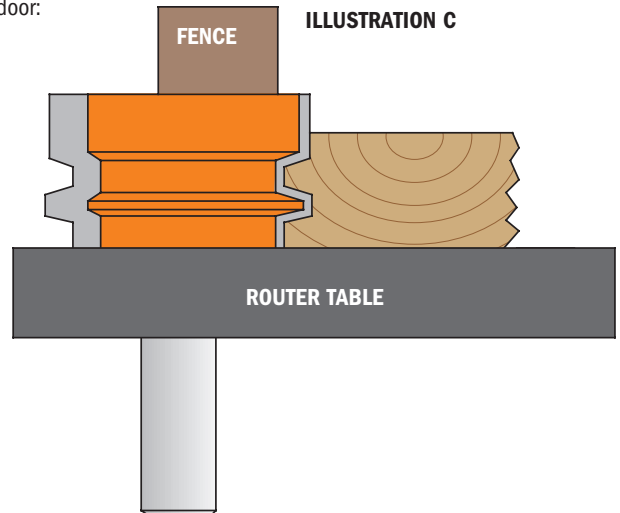
MILLING THE RAILS AND STILES

First make trial cuts of the cope profile (rail) and the stick profile (stile) in scrap stock and check the accuracy of the joint. This is extremely important when working at maximum thickness (22mm). Make sure your stock is flat and cut straight with square edges. Using the CMT Stile Bit shown in illustration A, place the stock front face-down on the router table and mill the stick profile in the stile and rail pieces. To mill the rails, use the CMT Rail Bit shown in illustration A, position the rails face-down on the router table and mill the cope profile on the ends. If you are milling cope and stick profiles before cutting the rails and stiles to length, be sure to make the proper calculations before cutting the rails. The stiles are the same length as the door. The rails must be calculated by the following equation (CMT standard tenon length is 22mm):
 (total door width - sum of stile widths) + sum of 2 tenons = total rail length
 therefore, using our example measurements listed above, for a 300mm cabinet door:
 $300\text{mm} - 114\text{mm} + 22\text{mm} = 208\text{mm}$

GLUEING UP PANELS

If the panel requires a width greater than the width of your stock, you will need to edge glue stock for the central floating panel. This is accomplished by simply using the CMT Reverse Glue Joint bit. For making a two panel glue joint, place the first panel front face-down on the router table and accurately centre the wood to the bit. Adjust the bit according to the thickness of the wood you are cutting by lining up the cut edge of the wood to the centre point of the bit as illustrated in illustration B and mill the tongue. Place the second panel front face up and repeat the milling process. This assures you will have the best side of your stock as a front face. If a third panel is required, mill one cut edge of the piece as instructed above, turn the piece over and run the other edge. Assemble the reverse cut pairs together for beautiful, strong joints that match up perfectly.

ILLUSTRATION C



MILLING THE FLOATING PANEL

Make trial cuts in scrap stock to create a tongue that fits snugly into the groove in the stile without forcing it. To cut your panel to size be sure to make the proper calculations, taking into account the length of the tongue. The CMT Raised Panel Bit in our example has a standard tongue length of 8mm (The New CMT Raised Panel Bit profile has a 9,5mm tongue).

Use the following equation:

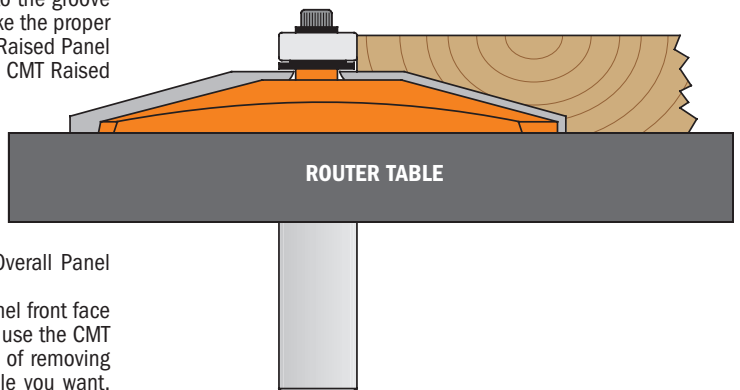
$$(\text{Total door length} - \text{Sum of Stile widths}) + \text{Sum of 2 Tongues} = \text{Overall Panel Length}$$

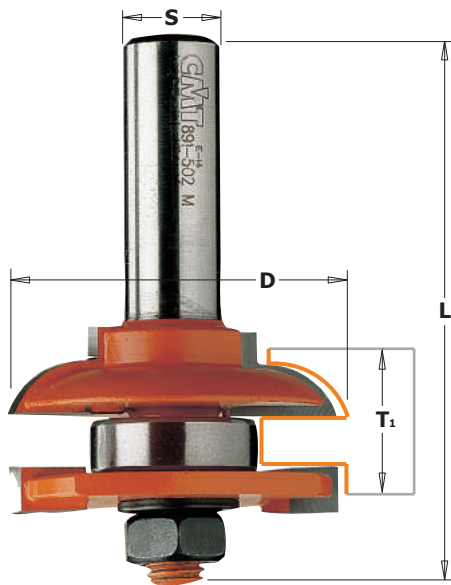
Therefore, using our example, measurements listed above for a 600mm long cabinet door: $(600 - 114) + 16\text{mm} = 502\text{mm}$

And accordingly:

$$(\text{Total door width} - \text{Sum of Stile widths}) + \text{Sum of 2 Tongues} = \text{Overall Panel Width}$$

Once the panel has been cut to proper dimensions, position the panel front face side down on the router table tongue as shown in illustration C and use the CMT Raised Panel Bit to mill the tongue. **ATTENTION:** this bit is capable of removing large amounts of stock. To safely and effectively produce the profile you want, we suggest making several shallow passes. It can be dangerous to try to mill the entire profile in a single run.





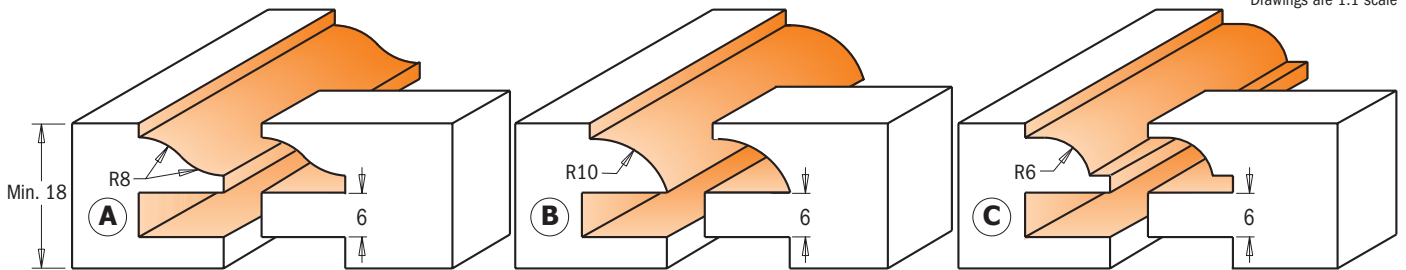
8/991



A well constructed door will bear the mark of a perfect joint: clean, precise and well-crafted for strength. The CMT male-female rail and stile sets are a perfect pair for this particular project.

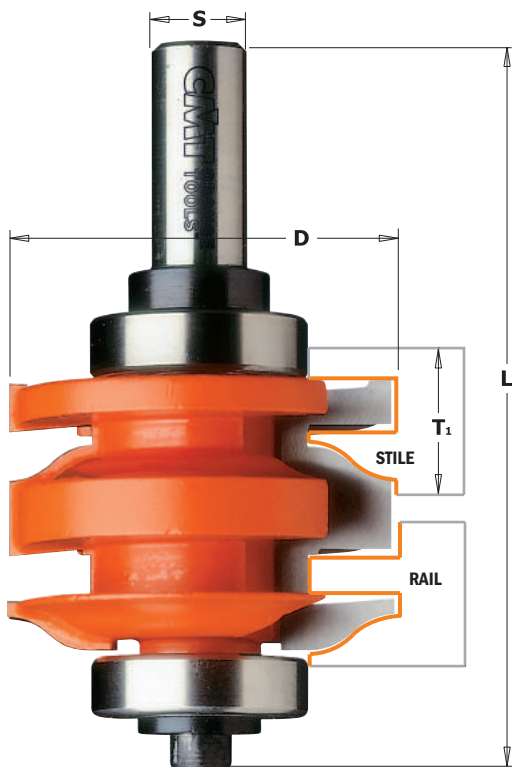
Made to our specifications, they match perfectly unlike the approximative results offered by standard reversible cutters.

Choose the style of CMT rail and stile set that best suits your needs and create smooth, perfect joints in hard and soft woods with accuracy and speed. Perfect for working in stock from 18mm to 22mm. See chart and illustrations below for profile options available.



Drawings are 1:1 scale

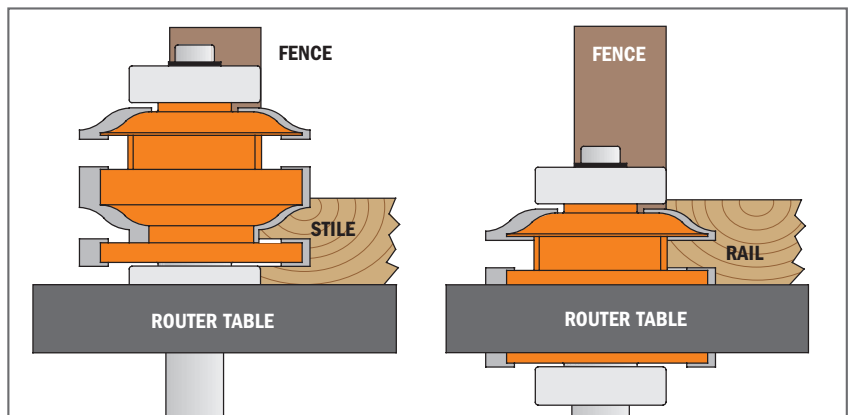
PROFILE	D mm	L mm	T ₁ mm	PACK QTY.	ORDER NO.	ORDER NO.	ORDER NO.	Spare parts					
					S=Ø8mm	S=Ø12mm	S=Ø12,7mm			0,1mm	0,3mm	0,9mm	
A	44,4	71	18 ÷ 22	5	991.001.11	991.501.11	891.501.11	822.003.11	791.012.00	541.515.00	514.516.00	990.407.00	990.020.00
B	44,4	71	18 ÷ 22	5		991.502.11	891.502.11	822.003.11	791.012.00	541.515.00	514.516.00	990.407.00	990.020.00
C	44,4	71	18 ÷ 22	5		991.503.11	891.503.11	822.003.11	791.012.00	541.515.00	514.516.00	990.407.00	990.020.00



8/991.521



The most innovative bit for the construction of furniture doors and drawers. The new CMT One-Piece Rail and Stile Bit represents the union of two cutters in one bit. By simply adjusting the height of the bit, you can cut two perfectly joining profiles with no wasted time or effort moving the fence or changing the bit. Save time and money by investing in one single CMT bit. Suitable for stock ranging from 18mm to 22.2mm in thickness.



PROFILE	D mm	L mm	T ₁ mm	PACK QTY.	ORDER NO.	ORDER NO.	Spare parts						
					S=Ø12mm	S=Ø12,7mm							
A	50,87	96	18 ÷ 22	10		891.521.11	791.027.00	541.002.00	990.005.00	991.056.00	541.551.00	990.010.00	991.064.00
A	50,87	96	18 ÷ 22	10	991.521.11		791.027.00	541.005.00	990.005.00	991.056.00	541.551.00	990.010.00	991.064.00

Raised Panel Bits



8/990

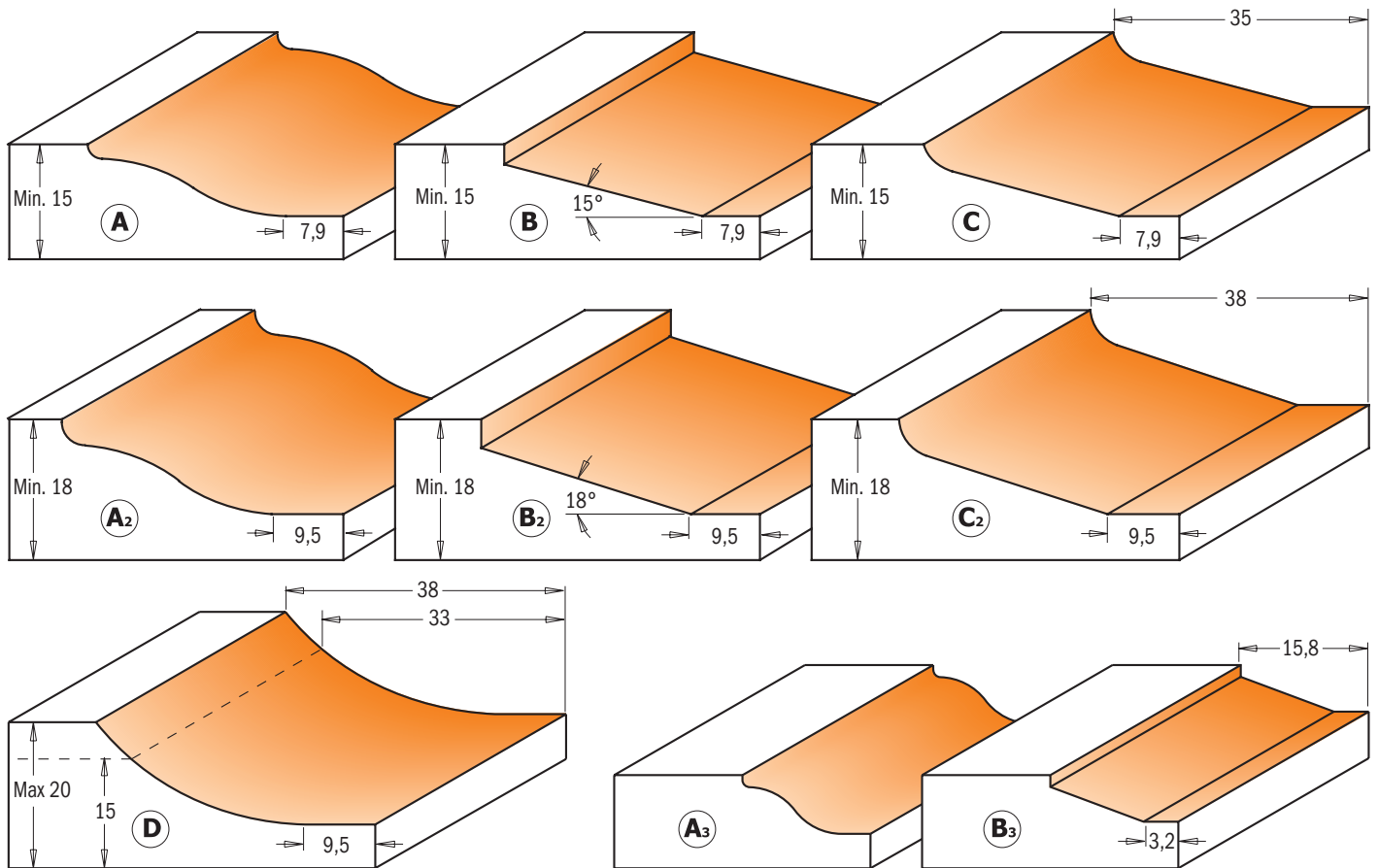
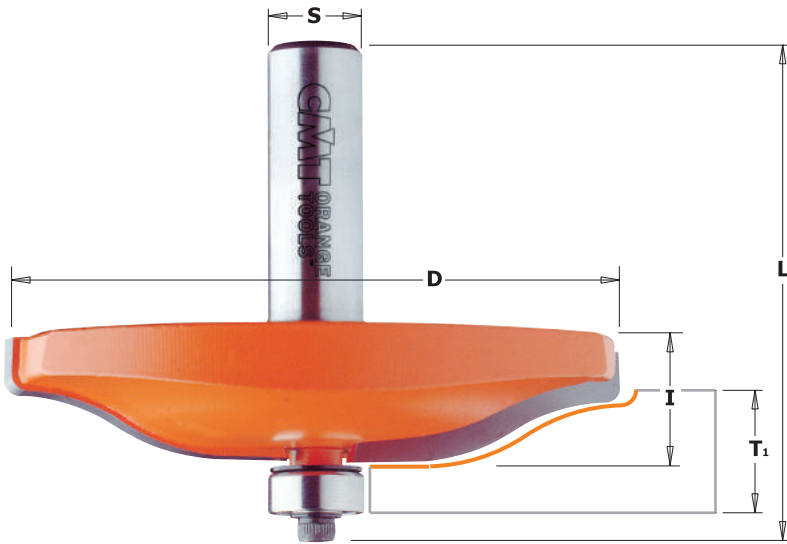
We offer you the traditional approach to panel construction with the CMT raised panel bit. Make classic raised panel doors as shown in the profiles below.

These raised panel bits have carbide-faced cutting edges and are equipped with our anti-kickback design and orange non-stick coating to further improve safety when working with larger diameter bits.

SAFETY TIPS: Horizontally employed bits should be used at a lower speed, between 10,000 and 12,000 RPMs.

Three to five passes are recommended to safely and accurately obtain the profile you desire.

To be used on jigs with at least 1,7 KW (2-1/4 HP).



Drawings are 1:1 scale

PROFILE	D mm	I mm	L mm	T ₁ mm	PACK QTY.	ORDER NO. S=Ø8mm	ORDER NO. S=Ø12mm	ORDER NO. S=Ø12,7mm	Spare parts			
									990.423.00	791.003.00	990.058.00	991.057.00
A	82,5	15	63,8	15 ÷ 18	5		990.501.11	890.501.11	990.423.00	791.003.00	990.058.00	991.057.00
B	82,5	15	63,8	15 ÷ 18	5		990.502.11	890.502.11	990.423.00	791.003.00	990.058.00	991.057.00
C	82,5	15	64,6	15 ÷ 18	5		990.503.11	890.503.11	990.423.00	791.003.00	990.058.00	991.057.00
A ₂	89	15	64,6	18 ÷ 20	5		990.504.11	890.504.11	990.423.00	791.003.00	990.058.00	991.057.00
B ₂	89	15	64,6	18 ÷ 20	5		990.505.11	890.505.11	990.423.00	791.003.00	990.058.00	991.057.00
C ₂	89	15	64,6	18 ÷ 20	5		990.506.11	890.506.11	990.423.00	791.003.00	990.058.00	991.057.00
D	89	15	64,6	15 ÷ 20	5		990.507.11	890.507.11	990.423.00	791.003.00	990.058.00	991.057.00
A ₃	47,6	9,5	58,1	12,7 ÷ 15	10	990.011.11			990.423.00	791.003.00	990.058.00	991.057.00
B ₃	47,6	9,5	58,1	12,7 ÷ 15	10	990.012.11		890.512.11	990.423.00	791.003.00	990.058.00	991.057.00

Spare parts



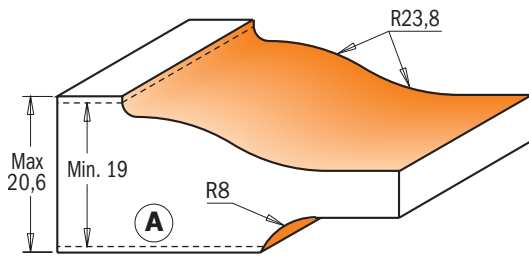

Raised Panel Bit with Back Cutter



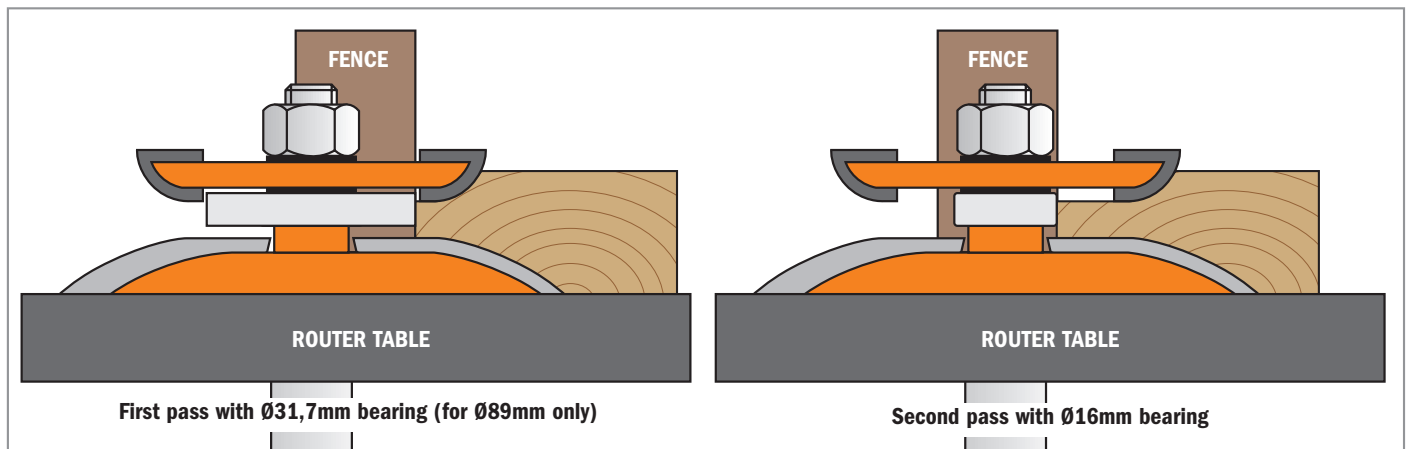
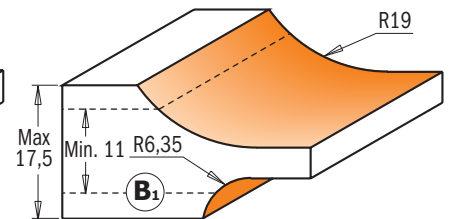
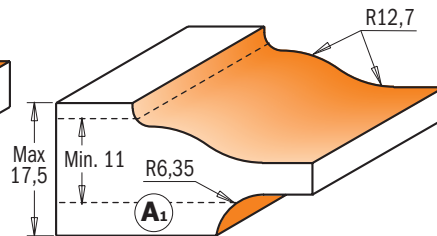
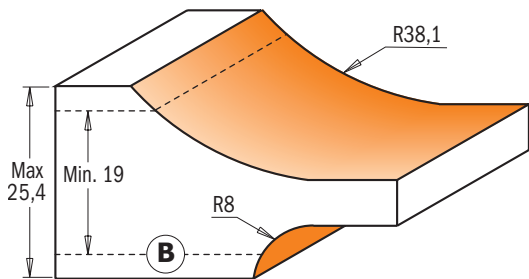
8/990.5



These bits have a back-cutter which allows the routing of both the front and back of the panel in the same cut. An additional 31.7mm diameter bearing ensures increased safety by allowing you to make two shallow passes (only for Ø89mm).



Drawings are 1:1 scale



PROFILE	D mm	T ₁ mm	L mm	PACK QTY.	ORDER NO. S=Ø12mm	ORDER NO. S=Ø12,7mm
A	89	19 - 20,6	78,1	5	990.524.11	890.524.11
B	89	19 - 25,4	78,1	5	990.527.11	890.527.11
A ₁	63,5	11,1 - 17,5	70	5	990.534.11	890.534.11
B ₁	63,5	11,1 - 17,5	70	5	990.537.11	890.537.11

Spare parts

Part	Order No.	Part	Order No.
Ø12mm bearing	822.007.11	Ø16mm bearing	791.025.00
Ø12,7mm bearing	791.025.00	Ø31,7mm bearing	791.033.00
Shield conical	990.020.00		

Spare parts	541.515.00	0,1mm spacer	541.518.00	1,0mm spacer
	541.516.00	0,3mm spacer	990.407.00	Shield conical

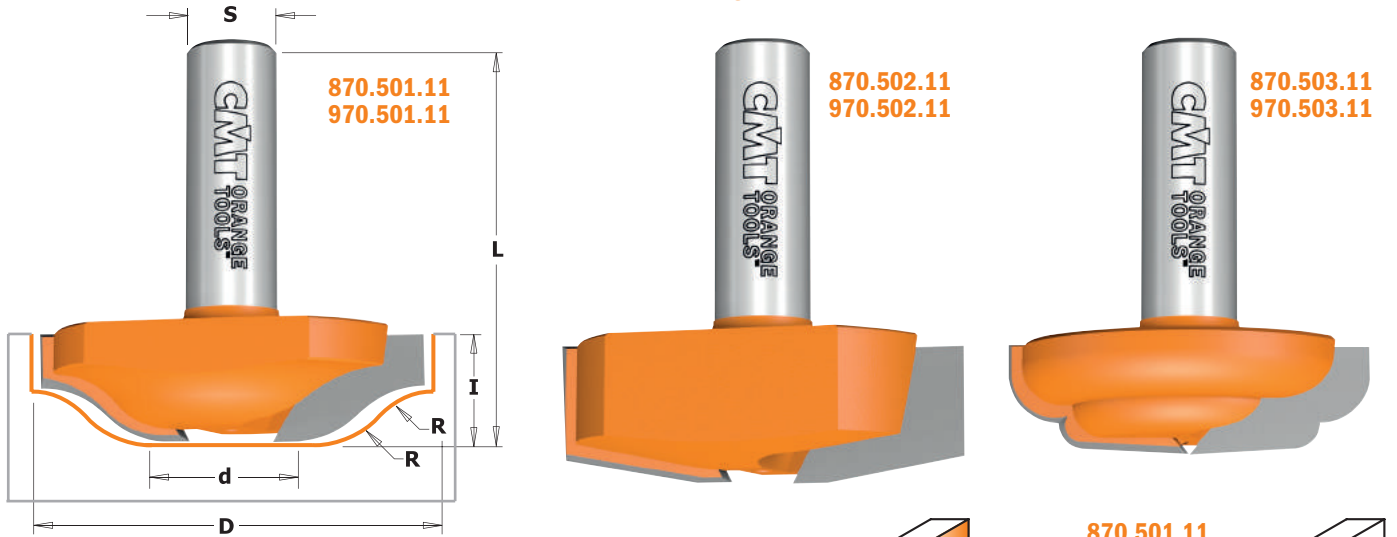
8/970



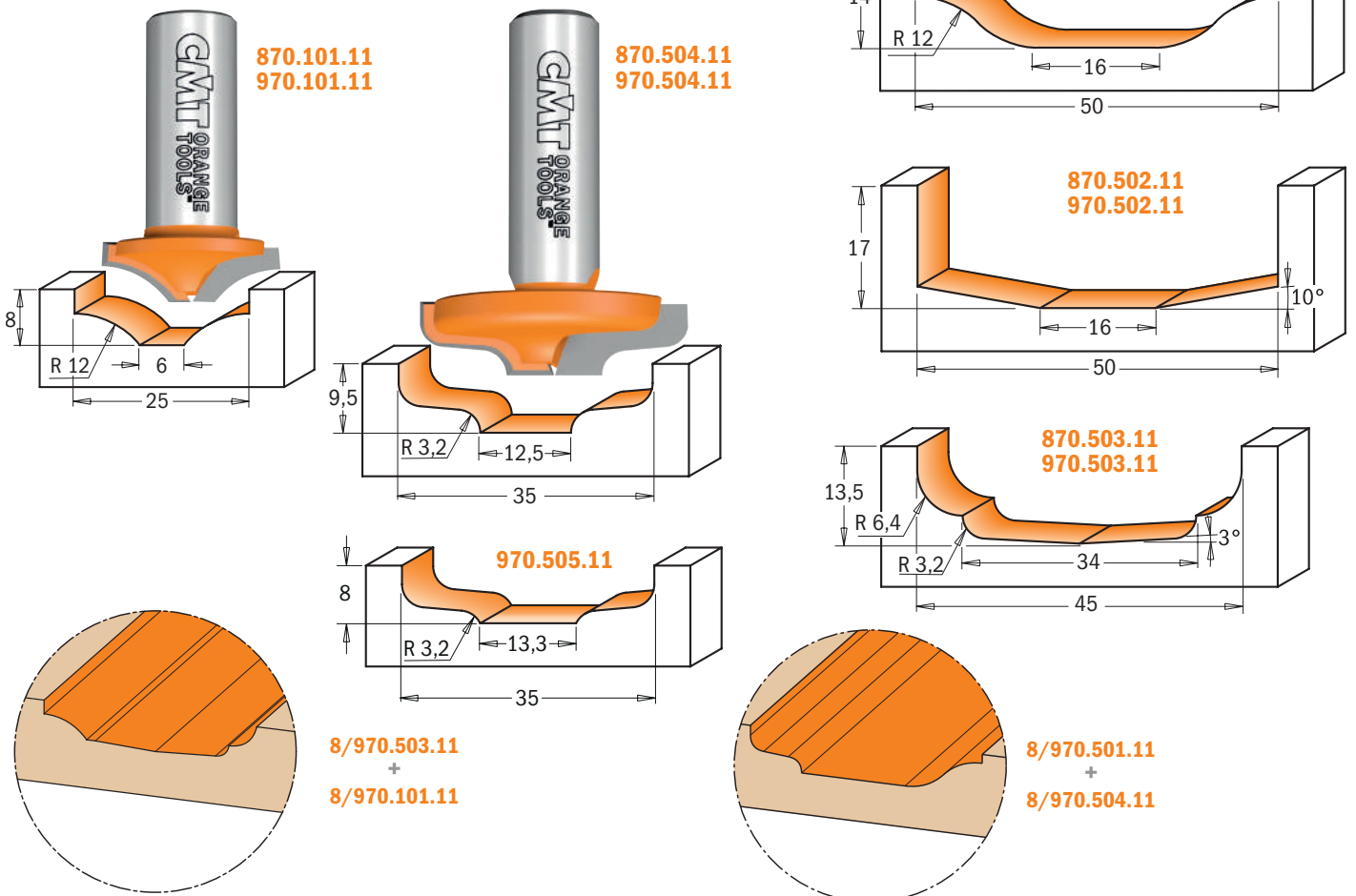
These bits can be used for decorative work on solid wood panels and MDF materials. Use them in one pass or in combination with CMT's MDF panel bits for complex and intricate profiles. A simple approach for an elegant appearance.

Featuring large cutting diameters and available in the most popular profiles, these panel bits guarantee excellent performance.

PANEL BITS



STILE BITS



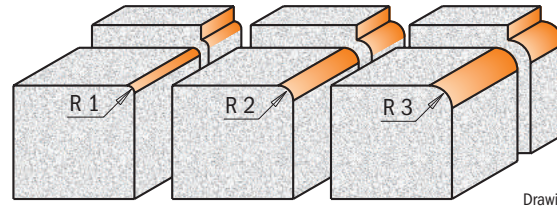
D	d	I	R	A	L	PACK	ORDER NO.	ORDER NO.	ORDER NO.
mm	mm	mm	mm		mm	QTY.	S=∅8mm	S=∅12mm	S=∅12,7mm
25	6	8	12		39,8	10	970.101.11		870.101.11
50	16	14	12		52,1	10		970.501.11	870.501.11
50	16	17		10°	55,1	10		970.502.11	870.502.11
45	34	13,5	3,2 - 6,4	3°	51,6	10		970.503.11	870.503.11
35	12,5	9,5	3,2		47,6	10		970.504.11	870.504.11
35	13,3	8	3,2		46	10		970.505.11	

Solid Surface Rounding Over Bits



7/8/938 - 8/980.5

Use these bits to create a traditional roundover edge on solid surface countertops. Equipped with a non-marring Delrin® bearing to protect the finished edges. For use on hand-held portable routers.



Drawings are 1:1 scale

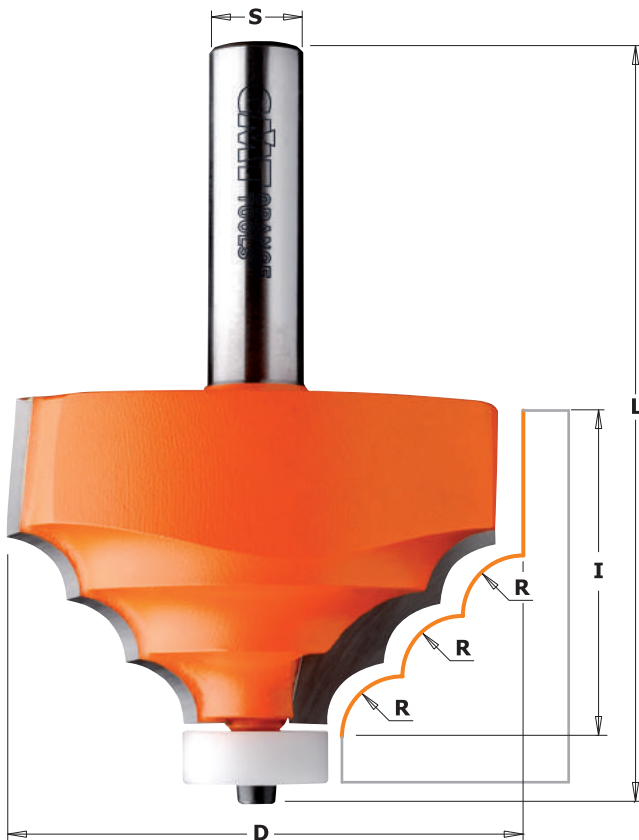


APPLICATION
 Wilsonart®
 Gibraltar®
 Corian®
 Surell®
 Fountainhead®
 Avonite®
 Formica®
 Etc.

R mm	D mm	I mm	L mm	PACK QTY.	ORDER NO. S=Ø6mm	ORDER NO. S=Ø6,35mm	ORDER NO. S=Ø8mm	ORDER NO. S=Ø12mm	ORDER NO. S=Ø12,7mm	Spare parts		
1	14,7	10	51	10		838.147.11	938.147.11					
2	16,7	12,7	52,5	10	738.167.11		938.167.11			990.422.00	791.044.00	990.058.00
3	18,7	12,7	54	10	738.187.11		938.187.11			990.422.00	791.044.00	990.058.00
3,2	19,05	12,7	59,5	10				980.501.11	880.501.11	990.422.00	791.044.00	990.058.00
6,35	25,4	12,7	59,5	10				980.502.11	880.502.11	990.422.00	791.044.00	990.058.00
8	28,7	15	62,5	10				980.505.11	880.505.11	990.422.00	791.044.00	990.058.00
9,5	31,75	14	61	10				980.503.11	880.503.11	990.422.00	791.044.00	990.058.00
12,7	38,1	19,05	66	10				980.504.11	880.504.11	990.422.00	791.044.00	990.058.00

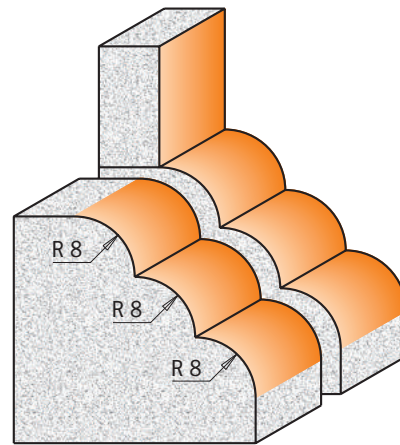
Spare parts 991.057.00 3/32" hex key

Solid Surface Decorative Edge Profile Bits



8/980.521

Create elegant countertops with flawless results. Features a non-marring Delrin® bearing to protect the finished edges. For use on hand-held portable routers.



Drawings are 1:1 scale

APPLICATION
 Wilsonart®
 Gibraltar®
 Corian®
 Surell®
 Fountainhead®
 Avonite®
 Formica®
 Etc.

D mm	I mm	R mm	L mm	PACK QTY.	ORDER NO. S=Ø12mm	ORDER NO. S=Ø12,7mm	Spare parts		
66,7	41,3	8	89,8	5	980.521.11	880.521.11			
							791.046.00	990.058.00	991.057.00

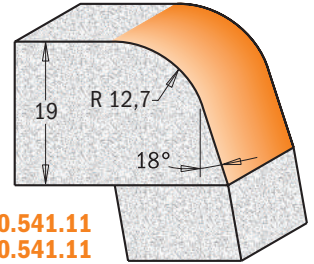
Solid Surface Rounding Over Bowl Bits



8/966.601/602
8/980.541

These bits are the best tool for rounding over and trimming countertop edges after the bowl is mounted. Can be used together with the CMT 880.551.11 bevel cutter for a flush cut-out between the countertop and the installed undermount bowl. For use on hand-held routers. Features a non-marring Delrin® bearing to protect the finished edges.

The special angled Delrin® sleeve on the bearing of the CMT bevel cutter lets you work without leaving marks on the workpiece. Trims and shapes all wood and wood materials. Perfect for kitchen and bathroom countertop work.

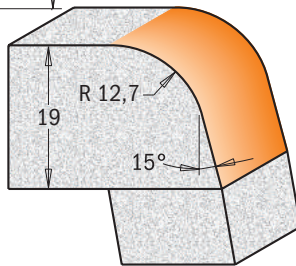


880.541.11
980.541.11

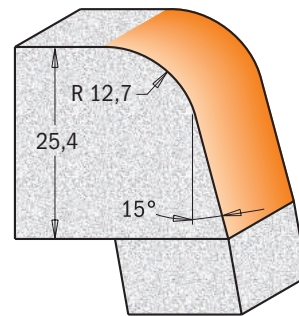
Drawings are 1:1 scale

APPLICATION

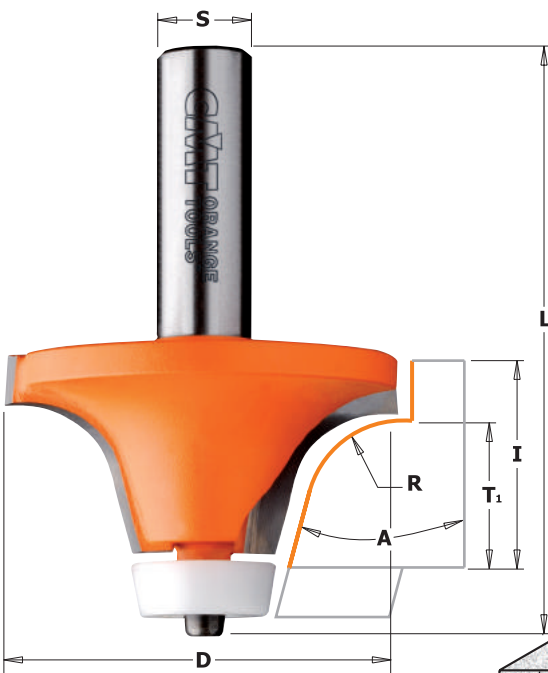
- Wilsonart®
- Gibraltar®
- Corian®
- Surell®
- Fountainhead®
- Avonite®
- Formica®
- Etc.



966.601.11
866.601.11



966.602.11
866.602.11



A	D mm	T ₁ mm	I mm	R mm	L mm	PACK QTY.	ORDER NO. S=Ø12mm	ORDER NO. S=Ø12,7mm
15°	50,8	19	25,4	12,7	74,9	10	966.601.11	866.601.11
15°	50,8	25,4	31,75	12,7	81,3	10	966.602.11	866.602.11
18°	54	19	25,4	12,7	78,1	10	980.541.11	880.541.11

Spare parts

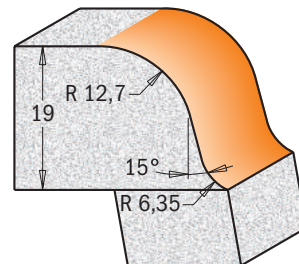
791.041.00	990.058.00	991.057.00
791.041.00	990.058.00	991.057.00
791.041.00	990.058.00	991.057.00

Solid Surface Rounding Over Bowl Bit (ogee profile)

8/980.542



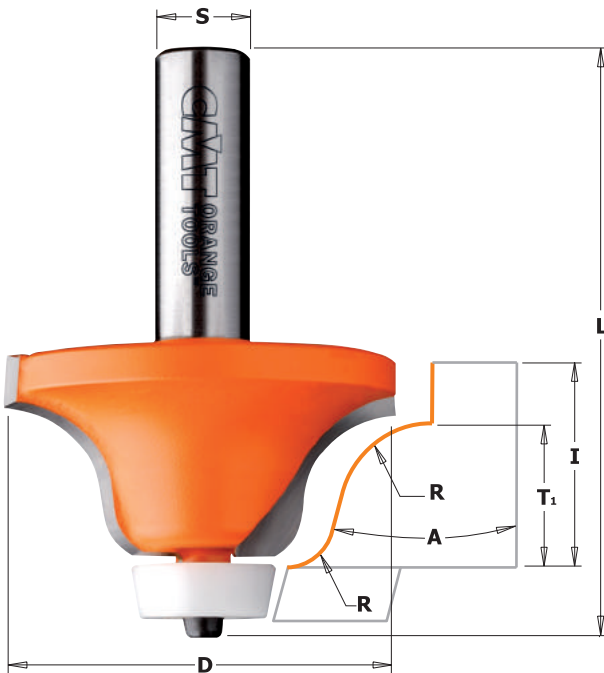
These bits roundover and trim the countertop edges after the bowl is mounted. Can be used with the CMT 880.551.11 bevel cutter for a flush cut-out between the countertop and installed undermount bowl. For use on hand-held portable routers. Features a non-marring Delrin® bearing to protect the finished edges.



Drawing is 1:1 scale

APPLICATION

- Wilsonart®
- Gibraltar®
- Corian®
- Surell®
- Fountainhead®
- Avonite®
- Formica®
- Etc.

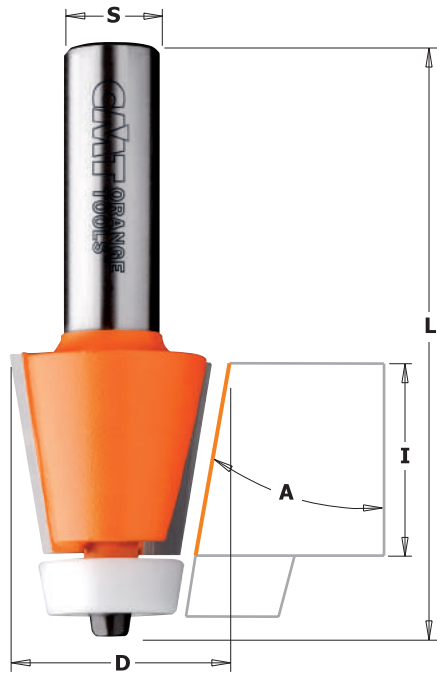


A	D mm	T ₁ mm	I mm	R mm	L mm	PACK QTY.	ORDER NO. S=Ø12mm	ORDER NO. S=Ø12,7mm
15°	54	19	25,4	6,35-12,7	77,6	10	980.542.11	880.542.11

Spare parts

791.041.00	990.058.00	991.057.00

Solid Surface Bevel Bowl Bits

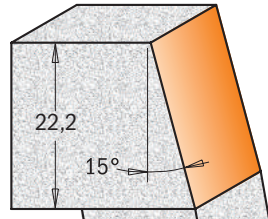


8/966.501 - 8/980.551

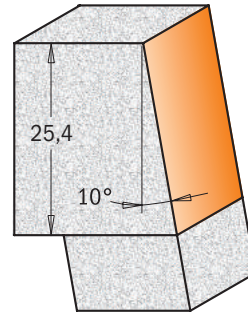


These bits are designed for undermount applications joining the countertops and sink bowls with a 10° beveled edge. Can be used with the 880.541.11 and 880.542.11 for complete undermount applications. For use on hand-held routers. Features a non-marring Delrin® bearing to protect the finished edges.

Special angled Delrin® sleeve on the bearing of the CMT bevel cutter lets you work without leaving marks on the workpiece. Trims and shapes all wood and wood materials. Perfect for kitchen and bathroom counter top work.



866.501.11
966.501.11



880.551.11
980.551.11

APPLICATION

Wilsonart®
Gibraltar®
Corian®
Surell®
Fountainhead®
Avonite®
Formica®
Etc.

Drawings are 1:1 scale

A	D mm	I mm	L mm	PACK QTY.	ORDER NO. S=Ø12mm	ORDER NO. S=Ø12,7mm	Spare parts		
15°	31,7	22,2	72	10	966.501.11	866.501.11			
10°	28,5	25,4	77	10	980.551.11	880.551.11	791.041.00	990.058.00	991.057.00

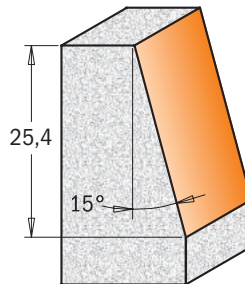
Solid Surface Bevel Bit



8/981.521



Edge profile bit designed to create a 15° beveled edge on solid surface countertops. Can also be used for European type topmount installation with sinks and bowls. For use on hand-held portable routers.



Drawings are 1:1 scale

APPLICATION

Wilsonart®
Gibraltar®
Corian®
Surell®
Fountainhead®
Avonite®
Formica®
Etc.

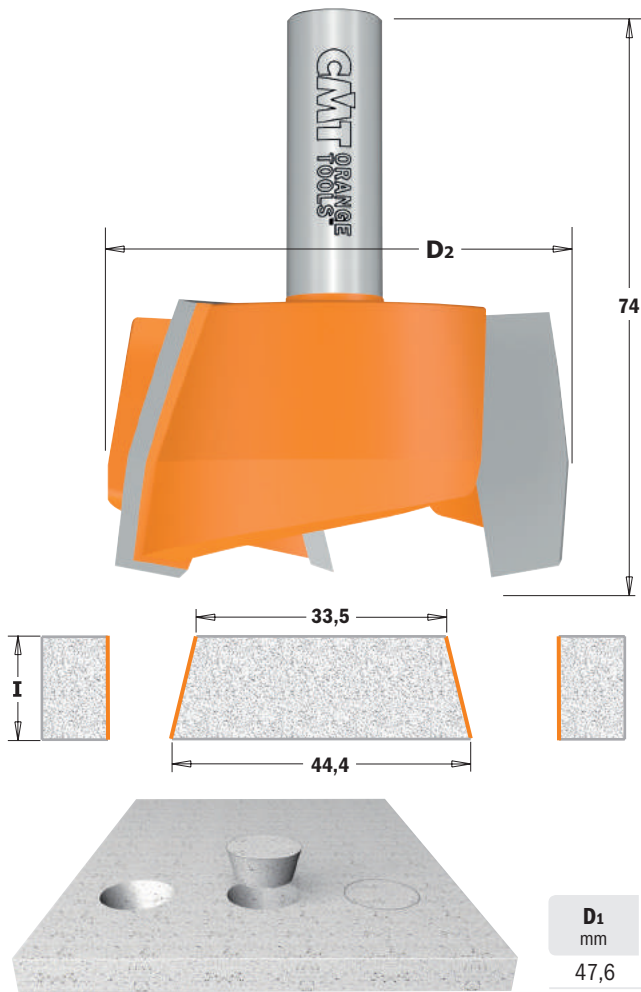
D mm	d mm	I mm	A	L mm	PACK QTY.	ORDER NO. S=Ø12mm	ORDER NO. S=Ø12,7mm
23	9,52	25,4	15°	63,5	10	981.521.11	881.521.11

Solid Surface Cut & Plug Repair Set

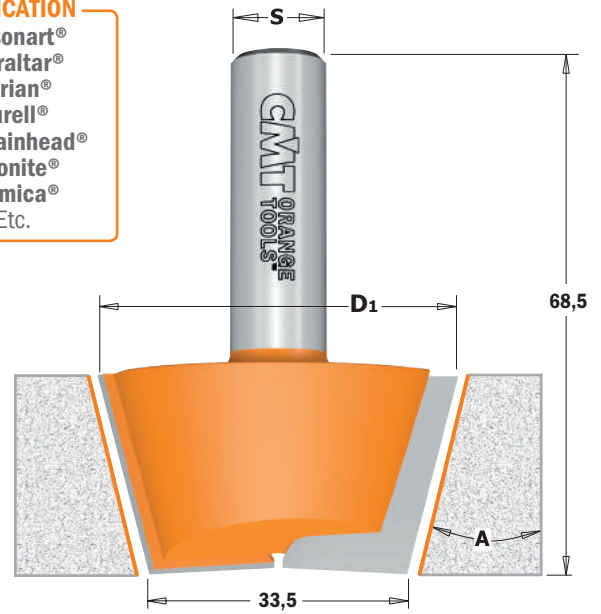
9/881.541



These special carbide-tipped bits work best on solid surfaces or when repairing damaged surfaces. To repair, create the plug with the plug-cutter first, then use the other bit to easily make the hole. Your surfaces will look like new again! For use with hand-held routers or CNC machines.

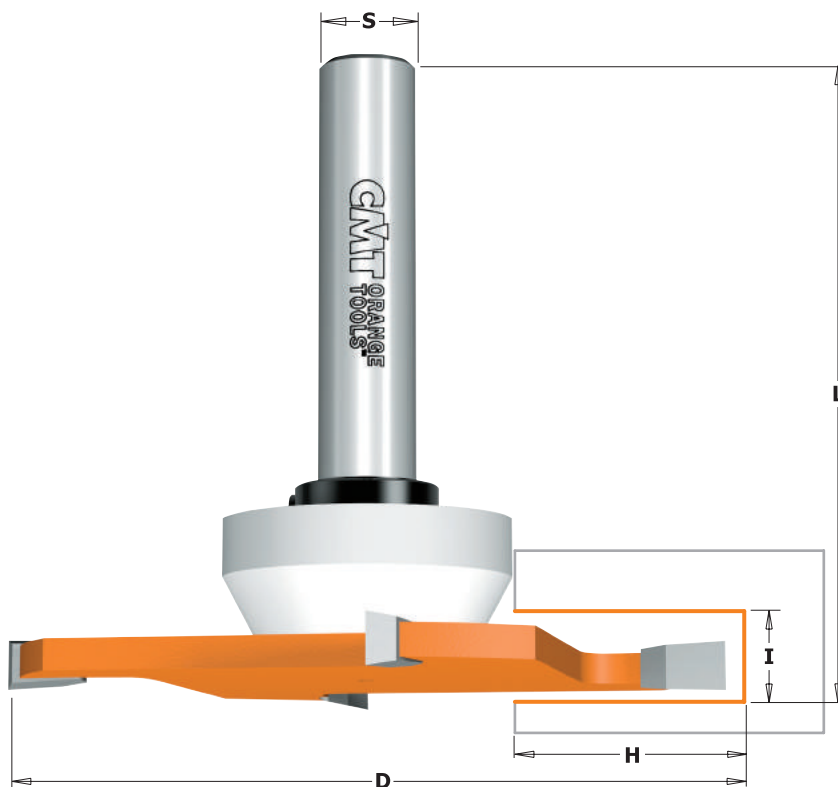


APPLICATION
 Wilsonart®
 Gibraltar®
 Corian®
 Surell®
 Fountainhead®
 Avonite®
 Formica®
 Etc.



D1 mm	D2 mm	I mm	A	L mm	PACK QTY.	ORDER NO. S=Ø12mm	ORDER NO. S=Ø12,7mm
47,6	63,5	20	15°	68,5-74	5	981.541.11	881.541.11

4-Wing Cut Out Slot Cutters for Solid Surfaces

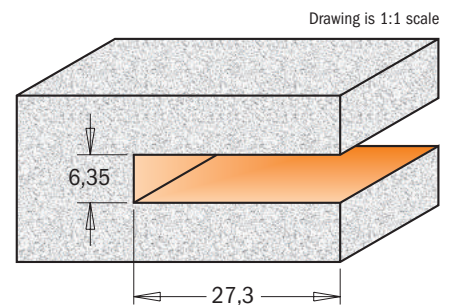


8/922.033B



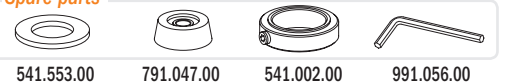
This bit features two tungsten carbide-tipped cutting edges for carving out solid surface undermount bowls. For use on hand-held routers. Bit also equipped with a non-marring Delrin® bearing to protect your surfaces.

APPLICATION
 Wilsonart®
 Gibraltar®
 Corian®
 Surell®
 Fountainhead®
 Avonite®
 Formica®
 Etc.



D mm	I mm	H mm	L mm	PACK QTY.	ORDER NO. S=Ø12mm	ORDER NO. S=Ø12,7mm
92	6,35	27,3	82,5	5	922.033.11B	822.033.11B

Spare parts



541.553.00 791.047.00 541.002.00 991.056.00

Solid Surface No-Drip Bit

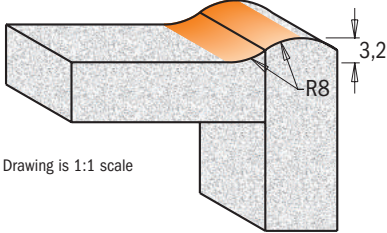



8/981.501

This bit is designed to create "no-drip" edges on kitchen and vanity countertops. Designed for hand-held portable routers on applications where a guide bearing cannot be used. This one bit will cut both the outer and inner profiles creating a slightly raised edge, controlling spilled liquids.

APPLICATION

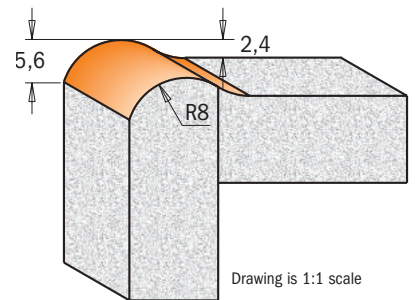
Wilsonart®
Gibraltar®
Corian®
Surell®
Fountainhead®
Avonite®
Formica®
Etc.



Drawing is 1:1 scale

8/980.531

This bit is designed to create "no-drip" edges on kitchen and vanity countertops in a single pass. For use on hand-held routers. Creates a slightly raised edge for controlling spilled liquids. Features a non-marring Delrin® bearing to protect your surfaces.



Drawing is 1:1 scale

D mm	d mm	I mm	I ₁ mm	R mm	L mm	PACK QTY.	ORDER NO. S=Ø12mm	ORDER NO. S=Ø12,7mm	Spare parts		
25,4		12,7	3,2	8	63,5	10	981.501.11	881.501.11			
25,4	19	22,2	15,87	8	77	10	980.531.11	880.531.11	791.046.00	990.058.00	991.057.00

Solid Surface Wavy Joint Bit

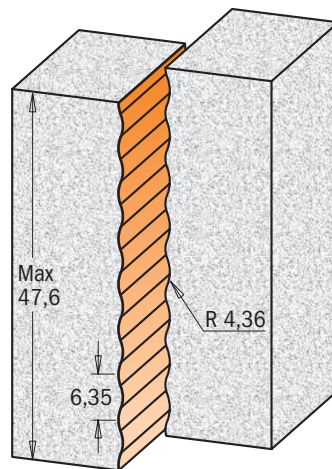

8/981.531

These bits are ideal for making strong joints on any solid surface, thanks to a wider surface area for glue application.

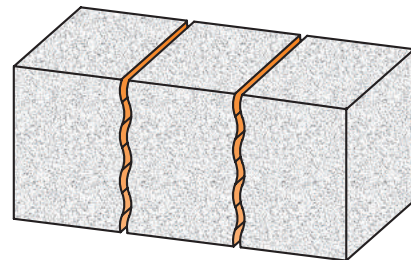


APPLICATION

Wilsonart®
Gibraltar®
Corian®
Surell®
Fountainhead®
Avonite®
Formica®
Etc.



Drawings are 1:1 scale



D mm	I mm	R mm	L mm	PACK QTY.	ORDER NO. S=Ø12mm	ORDER NO. S=Ø12,7mm
15,87	51,5	4,36	89	10	981.531.11	881.531.11

Solid Surface Drainboard Bits



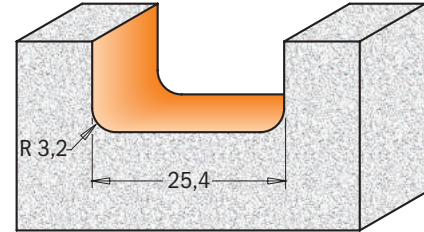
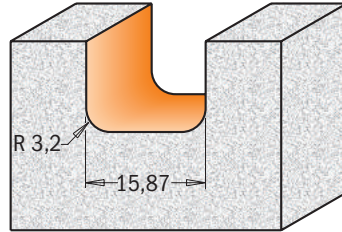
8/981.511-512

This bit is ideal for creating custom drainboard patterns in solid surface countertops. For use on hand-held portable routers.



APPLICATION

- Wilsonart®
- Gibraltar®
- Corian®
- Surell®
- Fountainhead®
- Avonite®
- Formica®
- Etc.



Drawings are 1:1 scale

D mm	I mm	R mm	L mm	PACK Qty.	ORDER NO. S=Ø12mm	ORDER NO. S=Ø12,7mm
15,87	12,7	3,2	63,5	10	981.511.11	881.511.11
25,4	12,7	3,2	69,8	10	981.512.11	881.512.11

Solid Surface - Inlay Bits



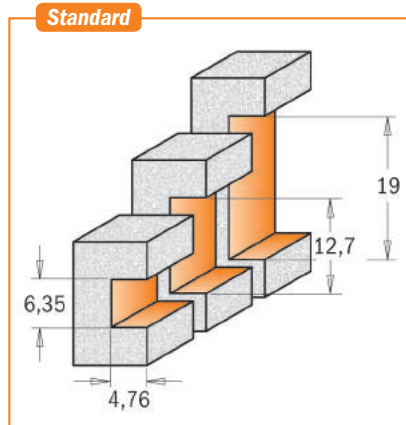
8/980.511-512-513

Add a decorative wood, plastic or metal inlay to solid surface countertops. Equipped with a non-marring Delrin® bearing to protect the finished edges. For use on hand-held portable routers.

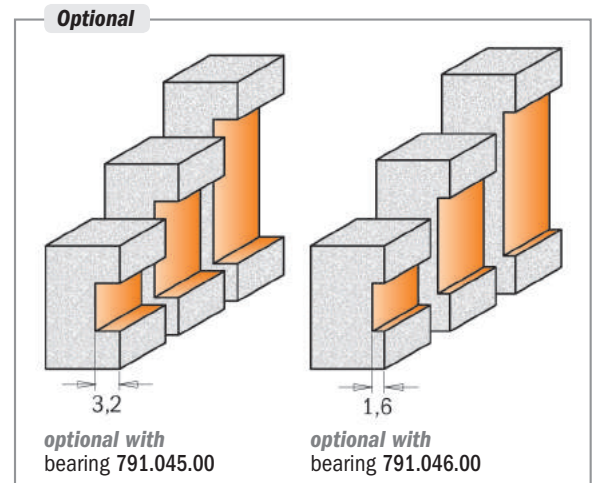


APPLICATION


- Wilsonart®
- Gibraltar®
- Corian®
- Surell®
- Fountainhead®
- Avonite®
- Formica®
- Etc.



Drawings are 1:1 scale



D mm	I mm	H mm	L mm	PACK Qty.	ORDER NO. S=Ø12mm	ORDER NO. S=Ø12,7mm	Spare parts		
22,2	6,35	4,76	77	10	980.511.11	880.511.11			
22,2	12,7	4,76	90	10	980.512.11	880.512.11	791.044.00	990.058.00	991.057.00
22,2	19,05	4,76	90	10	980.513.11	880.513.11	791.044.00	990.058.00	991.057.00

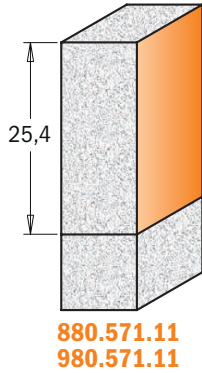


8/980.57

Trim a sink cut-out flush with the bowl in stages using these "over-hang" and flush trim bits. The Delrin® bearings are tapered to match the slope of the bowl's side. A first pass with the over-hang bit cleans the cut-out edge, leaving a slight over-hang on the underside of the counter. A second pass with the flush-trim bit completes the operation. Made from super micrograin carbide for guaranteed longer life!

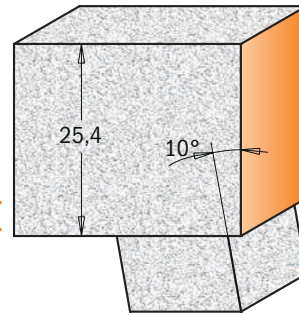


APPLICATION
Wilsonart®
Gibraltar®
Corian®
Surell®
Fountainhead®
Avonite®
Formica®
Etc.



Drawings are 1:1 scale

880.572.11
980.572.11



D mm	I mm	A	L mm	PACK Qty.	ORDER NO. S=Ø12mm	ORDER NO. S=Ø12,7mm	Spare parts		
19,05	25,4		78	10	980.571.11	880.571.11			
22	25,4	10°	78	10	980.572.11	880.572.11	791.046.00	990.058.00	991.057.00
							791.048.00	990.058.00	991.057.00

Solid Surface Sink & Trim Bits with Insert Knives

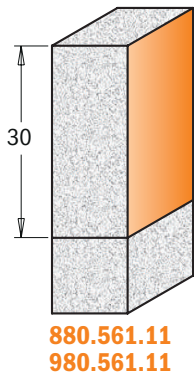


8/980.56

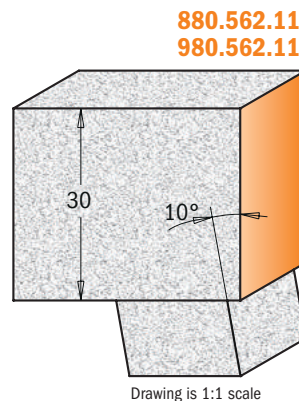
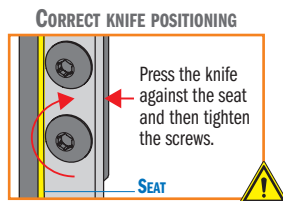
Trim a sink cut-out flush with the bowl in stages using these "over-hang" and flush trim bits. The Delrin® bearings are tapered to match the slope of the bowl's side. A first pass with the over-hang bit cleans the cut-out edge, leaving a slight over-hang on the underside of the counter. A second pass with the flush-trim bit completes the operation. Made from super micrograin carbide for guaranteed longer life!



APPLICATION
Wilsonart®
Gibraltar®
Corian®
Surell®
Fountainhead®
Avonite®
Formica®
Etc.



Drawing is 1:1 scale



D mm	I mm	A	L mm	PACK Qty.	ORDER NO. S=Ø12mm	ORDER NO. S=Ø12,7mm	Spare parts					
19,05	30		83	10	980.561.11	880.561.11						
22	30	10°	83	10	980.562.11	880.562.11	790.300.03	990.075.00	991.061.00	791.046.00	990.058.00	991.057.00
							790.300.03	990.075.00	991.061.00	791.048.00	990.058.00	991.057.00

790.300.03 are supplied in 10-piece pack or multiple

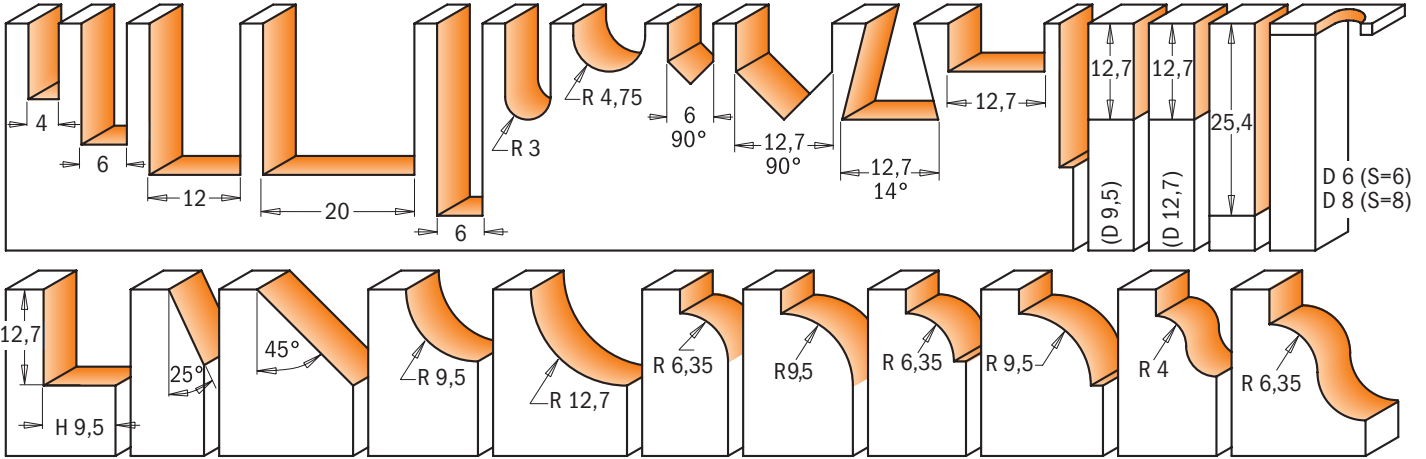
Router Bit Sets



US PATENT NO. 7,703,605 AND OTHER FOREIGN PATENTS

900.003

Find a whole workshop in this practical 26-piece router bit set! Offers a wide selection of the most popular tools including straight bits, flush trim bits, dovetail bits, cove bits, ogee bits and so much more. An endless selection of tools to express your woodworking creativity! Ideal for the master craftsman! Available in 6mm to 8mm shank diameters. See chart below for details.



Drawings are 1:1 scale

DESCRIPTION	PACK QTY.	ORDER NO. S=Ø8mm
26-Piece Router Bit Sets	1	900.003.00

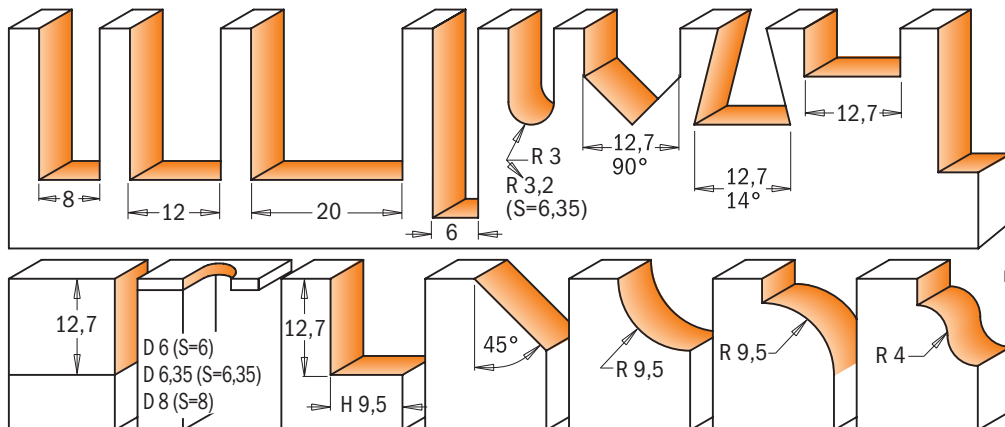
15-Piece Router Bit Sets



US PATENT NO. 7,703,605 AND OTHER FOREIGN PATENTS

8/900.001

CMT's router bit set is the perfect companion for the professional craftsman. This set offers a selection of organized and ready-to-use straight and profile bits. Added value for any woodworker! Each bit is made with Fatigue Proof® steel, micrograin carbide and is coated with orange non-stick PTFE. Comes with a hardwood snap-lock case for safe storage!



Drawings are 1:1 scale

DESCRIPTION	PACK QTY.	ORDER NO. S=Ø6,35mm	ORDER NO. S=Ø8mm
15-Piece Router Bit Sets	1	800.001.00	900.001.00

12-Piece Router Bit Set with Wooden Case

CMT ORANGE TOOLS

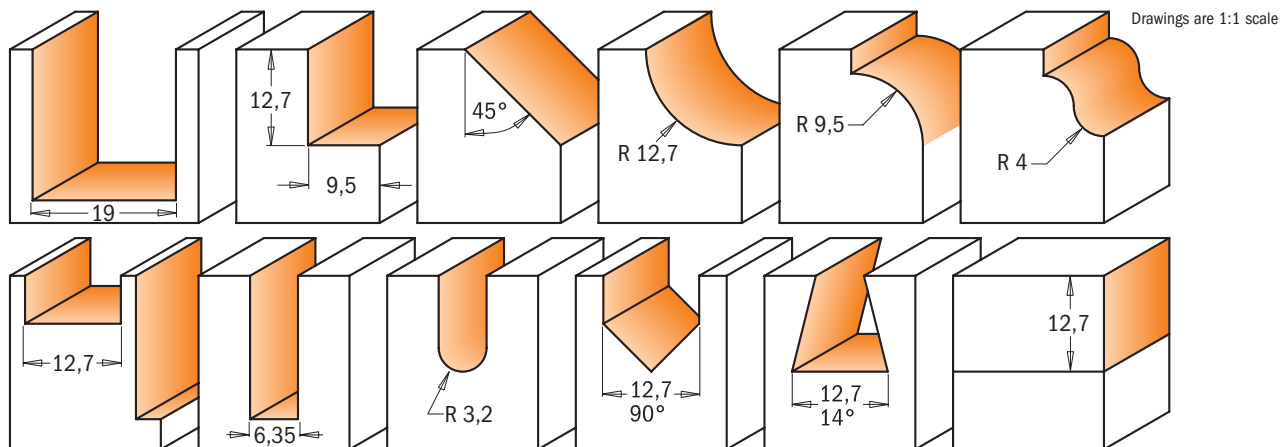


US PATENT NO. 7,703,605 AND OTHER FOREIGN PATENTS

800.503



CMT's 12 most frequently used 6.35mm shank router bits assembled in a compact and attractive hardwood case for your convenience! The bits are made with the finest steel and carbide and feature our trademark orange PTFE coating. The perfect case for any professional woodworker!



DESCRIPTION	PACK QTY.	ORDER NO.
12-Piece Router Bit Set with Wooden Case	1	S=Ø6,35mm 800.503.11

13-Piece Router Bit Set with Wooden Case

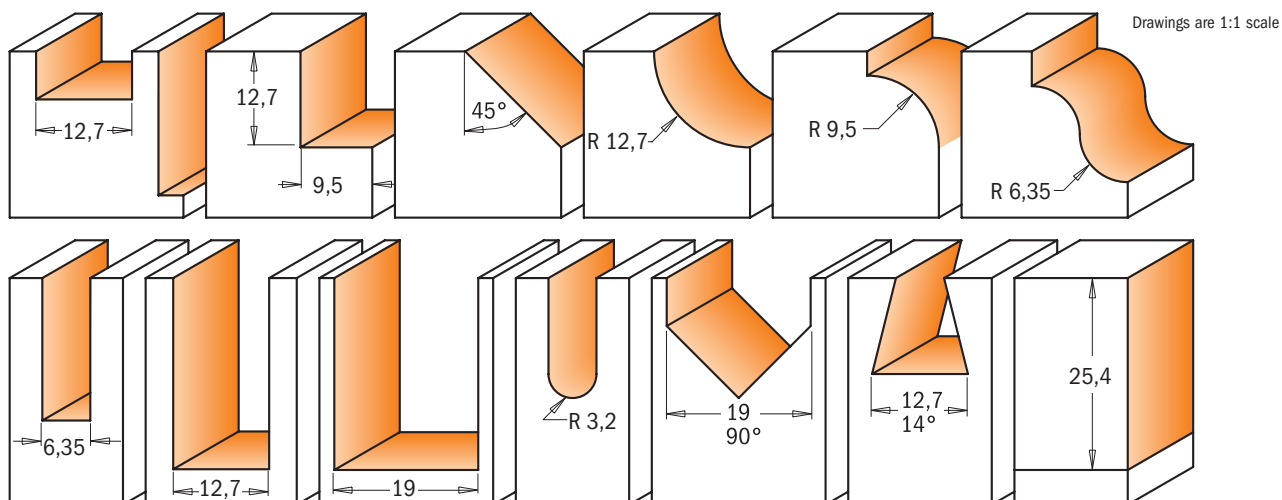


US PATENT NO. 7,703,605 AND OTHER FOREIGN PATENTS

800.505



CMT's 13 most frequently used 12.7mm shank router bits assembled in a compact and attractive hardwood case for your convenience! The bits are made with the finest steel and carbide and feature our trademark orange PTFE coating. The perfect case for any professional woodworker!



DESCRIPTION	PACK QTY.	ORDER NO.
13-Piece Router Bit Set with Wooden Case	1	S=Ø12,7mm 800.505.11

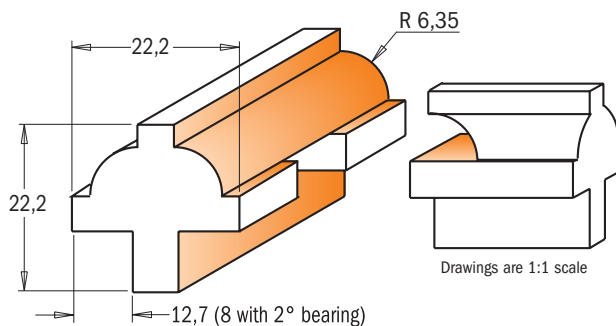
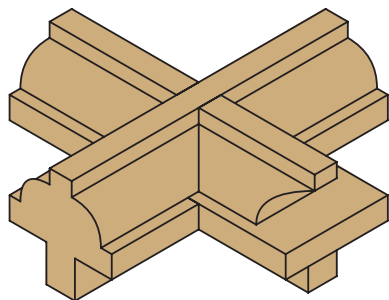
Divided Light Door Sets



800.525 - 900.025



Build authentic divided light doors for fine furniture and cabinets with these 3-piece sets. They include a stuck bit to cut the decorative ovolo profile on the frame edges, a cope to shape the mating profile on the ends of the stock, and a rabbeting bit to cut the recess for the glass. Thanks to the guide bearings, you can also create arches on curved frames. The unique design of the cope bit allows you to use full-length tenons to create strong, authentic mortise-and-tenon joinery. As the stock is coped, the tenon passes over the bit. These sets are designed for 22,2mm wide bars such as those on corner cupboard doors. Available in 8mm and 12,7mm shanks. Instructions included.



DESCRIPTION	PACK QTY.	ORDER NO. S=Ø8mm	ORDER NO. S=Ø12,7mm
Divided Light Door Sets	1	900.025.11	800.525.11

Glass Panel Sets



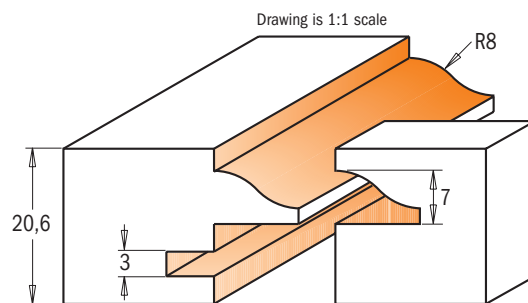
8/955.803



CMT's unique stile and rail router bit sets allow you to produce glass panel doors by using a rubber panel retainers to secure the glass in a 3,2mm slot cut into the frames. These bits work the same as other CMT stile and rail sets, but they leave you with a square rabbet on the inside of your door for installing the glass panel. Available in 12mm and 12,7mm shanks.

DESCRIPTION	PACK QTY.	ORDER NO. S=Ø12mm	ORDER NO. S=Ø12,7mm
Glass Panel Sets	1	955.803.11	855.803.11

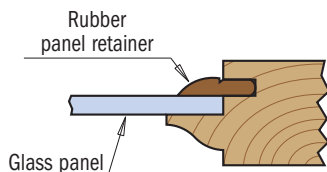
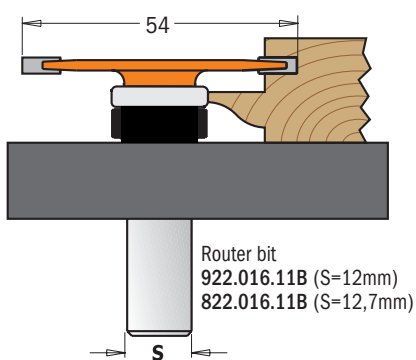
Optional GLAS/RTBRN Glass panel retainers 762cm.



GLASS PANEL RETAINERS

HERE'S HOW IT WORKS:

Mill the cope and pattern cuts first, then use the slot cutter to cut the groove for the rubber panel retainer. The edge of the pattern cut will ride on the bearing of the slot cutter bit. When you cut the slot in the rails you can cut the slot the full length of the stock. When you cut the slot in the stiles you need to set up reference points to stop and start the cuts so they are hidden from view on the top and bottom of the doors.



GLAS/RTBRN



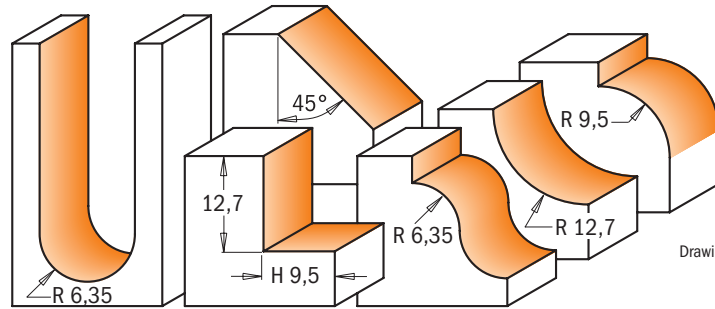
Our unique retainer strips fit perfectly in the slots created by the slot cutter bit and hold your glass securely in the frame. Sold in 762cm. lengths.

6-Piece Profile Bit Set with Wooden Case

CMT ORANGE TOOLS



800.504



Containing 6 of CMT's most frequently used 12,7mm shank router bits, this compact Italian hardwood case is beautiful and convenient for your woodworking needs. All the bits contained feature the finest steel and carbide, plus CMT's baked-on orange PTFE non-stick coating.

DESCRIPTION	PACK QTY.	ORDER NO. S=Ø12,7mm
6-Piece Profile Bit Set with Wooden Case	1	800.504.11

Entry & Interior Door Router Bit Set

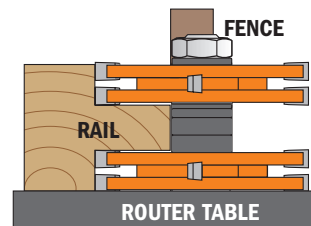


8/900.527

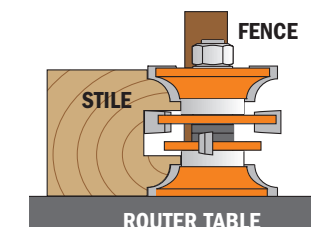


This CMT three-piece router bit set simplifies door construction, making it easy as 1-2-3! In fact this is a multifunctional set for door and furniture makers, building entry or passage doors and any furniture tenons. The tenon cutter included in the set, produces a beefy 27mm long tenon. Along with the cope cutter, this means you can craft long and strong tenons with minimum setup. As an extra bonus, the tenon cutter can be used for making furniture requiring tenons anywhere from 4.7mm to 16mm in thickness.

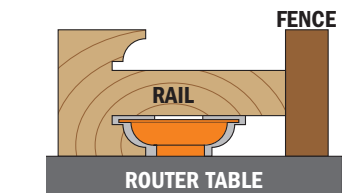
**Entry & interior door construction
Easy as 1, 2, 3!**



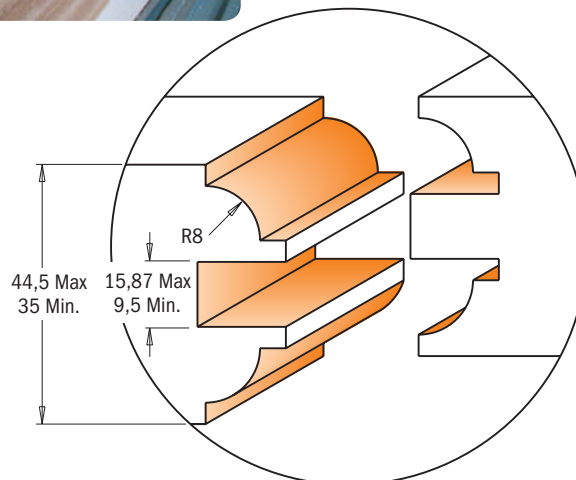
Step 1. Cut the tenon into the rails



Step 2. Cut the groove and door profile in pieces.



Step 3. Undercut the tenons to cope the ends of the rails.



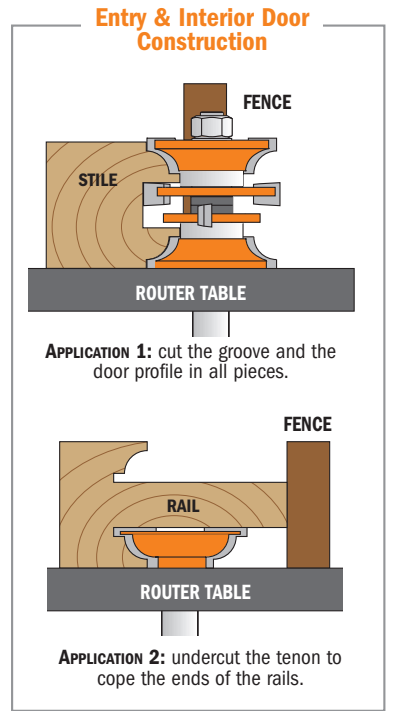
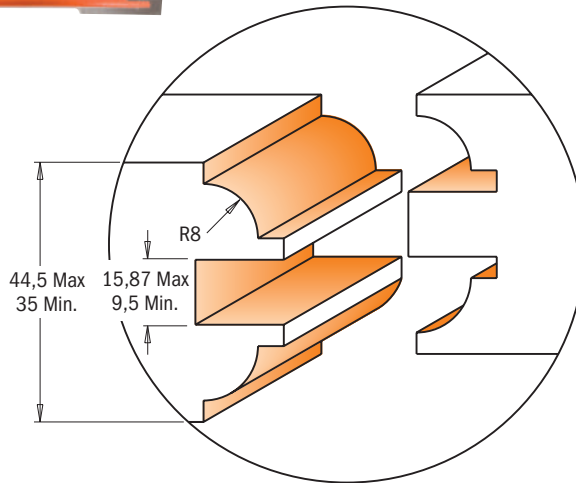
DESCRIPTION	PACK QTY.	ORDER NO. S=Ø12mm	ORDER NO. S=Ø12,7mm
3-Piece Entry & Interior Door Router Bit Set	1	900.527.11	800.527.11

2-Piece Entry Door Router Bit Set




8/955.806

These bits allow you to create tongue-and-groove joints and produce entry and passage doors with minimal effort. The bit on the left, when used in pair with the bit 800.628.11, is great for producing long and beefy tenons, whereas the other tool makes the decorating profile.



D mm	I mm	PACK QTY.	ORDER NO. S=Ø12mm	ORDER NO. S=Ø12,7mm	Spare parts															
44,5-48	35-44,5	5	955.806.11	855.806.11	8-22mm	up	down	822.022.11	0,1mm	0,3mm	3mm	990.020.00	791.005.00	822.021.11A	822.021.11B	822.022.11	541.515.00	541.516.00	541.500.00	990.020.00

Tenon Cutting Router Bits



8/900.628

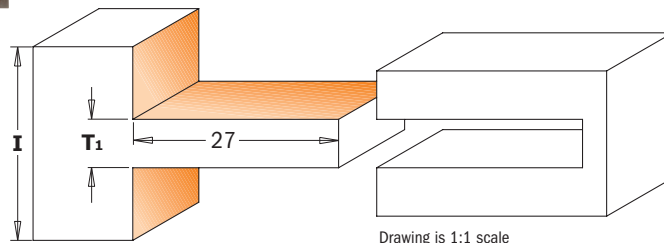
Maximum speed
MAX RPM 12.000



8/900.627



If you've struggled with adjusting tenons, we've got the perfect solution for you! CMT's tenon cutting router bit will produce the most perfect fitting tenons in every board you cut, even if the boards vary in thickness. Simply set the distance between the cutters using the included spacers, and you can easily cut tenons from 4,76mm (3/16") to 9,5mm (3/8") thick, up to 27mm (1-1/16") long. This simple-to-use router bit takes the mystery out of achieving the excellent tenon-to-mortise fit required for high quality joinery.



Drawing is 1:1 scale

8-900.627

T ₁	Spacers (mm)		
	6,35mm	3,2mm	1,6mm
4,76mm	1	0	0
6,35mm	1	0	1
8mm	1	1	0
9,5mm	1	1	1

D mm	I mm	T ₁ mm	PACK QTY.	ORDER NO. S=Ø12mm	ORDER NO. S=Ø12,7mm	Spare parts															
75	34,9	4,76-9,5	5	900.627.11	800.627.11	924.134.00	822.020.11	541.513.00	541.520.00	541.521.00	541.522.00	541.523.00	990.022.00	924.134.00	822.020.11	541.513.00	541.520.00	541.521.00	541.522.00	541.523.00	990.022.00
75	34,9	4,76-9,5	5	900.628.11	800.628.11	924.135.00	822.020.11	541.513.00	541.520.00	541.521.00	541.522.00	541.523.00	990.022.00	924.135.00	822.020.11	541.513.00	541.520.00	541.521.00	541.522.00	541.523.00	990.022.00
75	44,5	9,5-15,8	5	900.628.11	800.628.11	824.135.00	822.020.11	541.513.00	541.520.00	541.521.00	541.522.00	541.523.00	990.022.00	824.135.00	822.020.11	541.513.00	541.520.00	541.521.00	541.522.00	541.523.00	990.022.00

The Cabinetmaking Sets



US PATENT NO. 7,703,605 AND OTHER FOREIGN PATENTS



800.515 - 800.520



Available with raised panel bits in two different profiles, these sets feature six router bits for making arched raised panel doors and professional drawer fronts. These sets include:

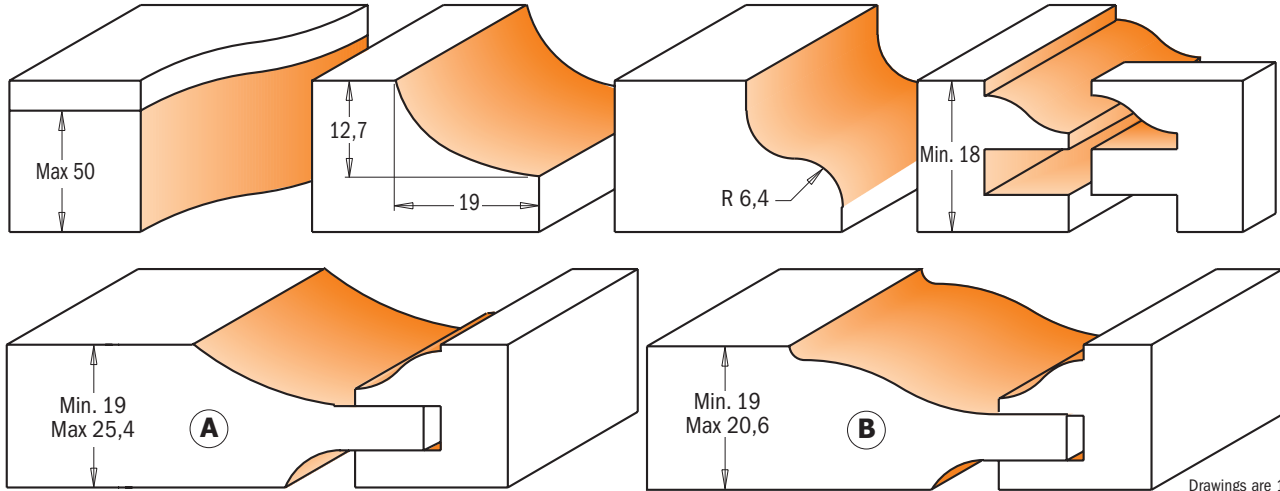
OGEE RAIL & STILE BITS: these two perfectly matched tools will eliminate the frustration of setting up reversible cutters. The stile bits also feature shear angles for neater cuts.

RAISED PANEL BIT WITH BACKCUTTER: this 88,9mm diameter bit features a backcutter for milling both the front and the back on the panel in a single cut. We recommend using a 31mm diameter bearing to work safely in two shallow passes.

SUPER-DUTY FLUSH TRIM BIT: this 19mm diameter bit gives you a superior cut with minimal chipping, even on end grain.

OGEE DOOR EDGE BIT: a subtle cove followed by a subtle roundover adds an elegant touch to your door edge.

DRAWER FRONT BIT: this bit makes a mini-raised panel cut on the outside edges of your drawer fronts.



DESCRIPTION	PACK QTY.	ORDER NO. S=Ø12,7mm
The Cabinetmaking Sets - Profile A (6 HW pcs.)	1	800.515.11
The Cabinetmaking Sets - Profile B (6 HW pcs.)	1	800.520.11

Small Arch Door Sets

US PATENT NO. 7,703,605 AND OTHER FOREIGN PATENTS

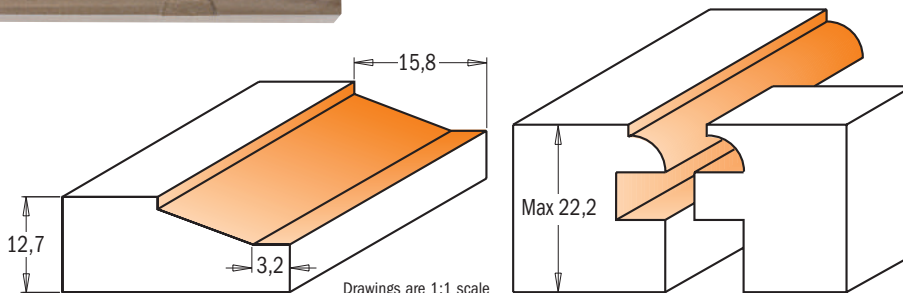


800.524 - 900.024



These 3-piece sets will produce beautifully raised panel doors with a classic bevelled profile. Designed for use in fine furniture making, these sets include two matched cope and stick bits to produce frames from 15,87mm to 19mm in thickness. The stick bit shapes a decorative 4,76mm thumbnail moulding along the edge of the frame.

The panel bit is designed for 12,7mm thick material. All bits are equipped with guide bearings for shaping curved work such as the small arched panel doors seen on secretaries and corner cabinetry. These sets also produce panels for small chests, lids for small boxes, or drawer fronts. Instructions included.



DESCRIPTION	PACK QTY.	ORDER NO. S=Ø8mm	ORDER NO. S=Ø12,7mm
Small Arch Door Sets (3 HW pcs.)	1	900.024.11	800.524.11

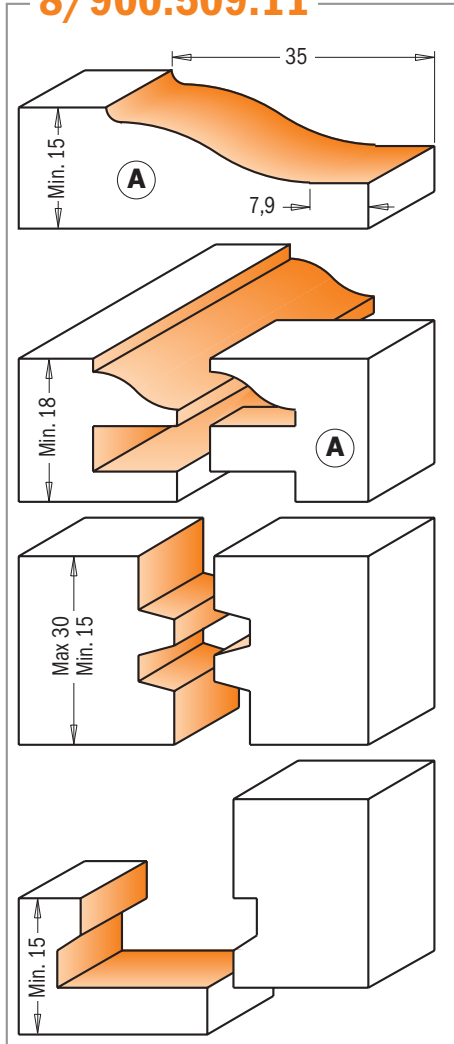
CMT's Complete Kitchen Set



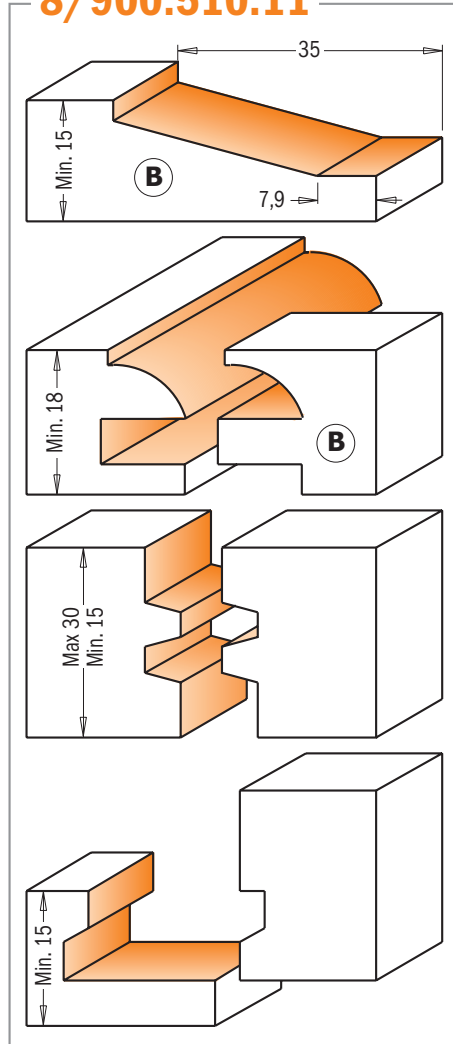
These CMT's sets aren't only a random selection of odds and ends packaged in a nice elegant box, but they are also professional kits for drawer and door makers. 3 sets to choose from, 5 different bits to suit your needs: a raised panel bit, rail and stile bits, a glue joint and a drawer lock bit. Please refer to the illustrations below for complete profile options.

Drawings are 1:1 scale

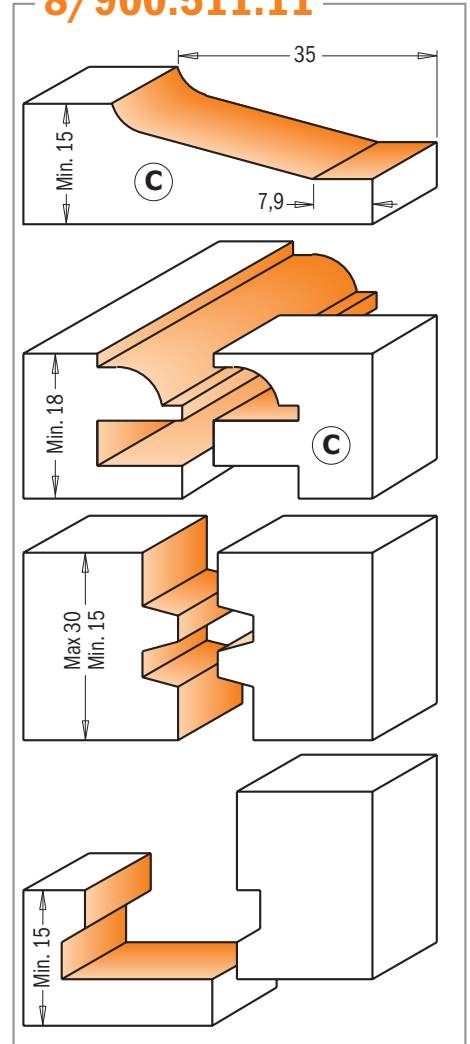
8/900.509.11



8/900.510.11



8/900.511.11



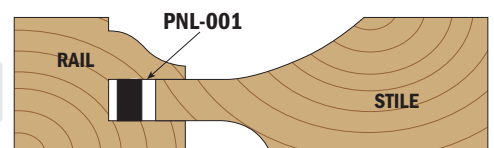
DESCRIPTION	PACK QTY.	ORDER NO. S=Ø12mm	ORDER NO. S=Ø12,7mm
CMT's Complete Kitchen Set - Profile A (5 HW pcs.)	1	900.509.11	800.509.11
CMT's Complete Kitchen Set - Profile B (5 HW pcs.)	1	900.510.11	800.510.11
CMT's Complete Kitchen Set - Profile C (5 HW pcs.)	1	900.511.11	800.511.11

Panalign Strips

Beautiful panel doors can be ruined by a poorly-aligned panel. Next time, slip panalign strips into the rails to keep panels perfectly centred while allowing for expansion. Unlike carpet foam, which eventually loses elasticity and ceases to work, the rubber in panalign strips is specially designed to spring back indefinitely. The rectangular shape makes the strips easy to handle. Typical doors require 4 to 8 strips each.

PNL

DESCRIPTION	DIMENSION mm	QTY.	PACK QTY.	ORDER NO.
Panalign Strips	27x7x7mm	200	1	PNL-001

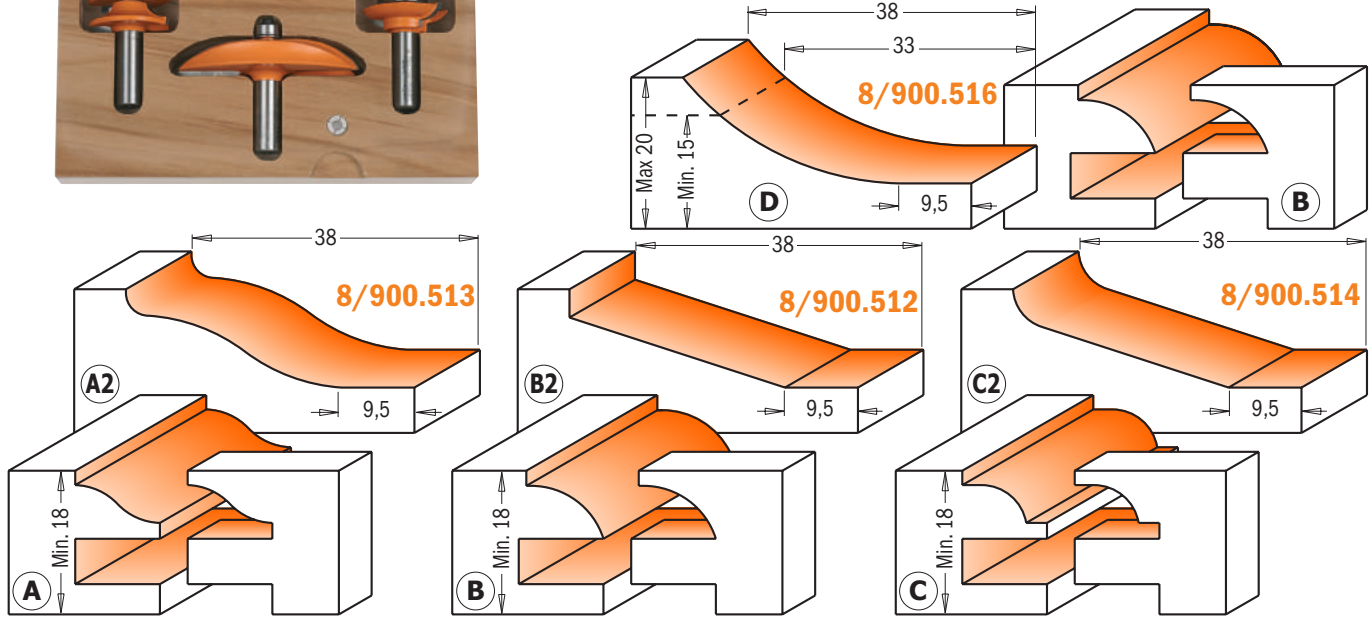




US PATENT NO. 7,703,605
AND OTHER FOREIGN PATENTS



Our 3 piece kitchen set includes a couple of rail and stile bits and a raised panel bit. Choose among 4 possible profiles to make panel doors easily economically. Each bit is made from bar stock steel and the highest quality tungsten carbide, along with the trademark orange non-stick PTFE coating. Also, they all come with their protective hardwood case: perfect for keeping your bits safe, organized and within reach.



Drawings are 1:1 scale

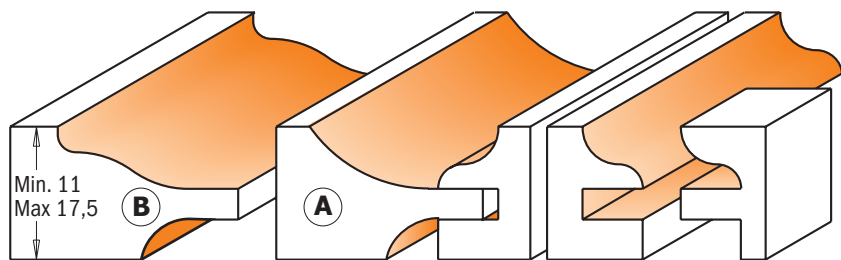
DESCRIPTION	PACK QTY.	ORDER NO. S=Ø12mm	ORDER NO. S=Ø12,7mm
Kitchen Set - Profile A+A ₂	1	900.513.11	800.513.11
Kitchen Set - Profile B+B ₂	1	900.512.11	800.512.11
Kitchen Set - Profile C+C ₂	1	900.514.11	800.514.11
Kitchen Set - Profile D+B	1	900.516.11	800.516.11

The Raised Panel Sets with Backcutter



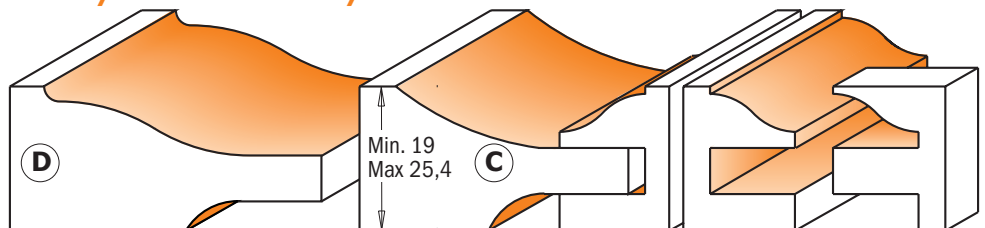
US PATENT NO. 7,703,605
AND OTHER FOREIGN PATENTS

8/900.518 - 8/900.522



8/900.517 - 8/900.521


Drawings are 1:1 scale



CMT's junior raised panel sets add intricate detail on a whole new scale! You will make frame and panel details as small as 70mm square in material as thin as 11mm. Delicate panel doors are only the beginning - use these bits with templates to add interesting arches to your work. The sets include a choice of a cove or an ogee raised panel bit and an ogee rail & stile pair. Packaged in beautiful hardwood cases.

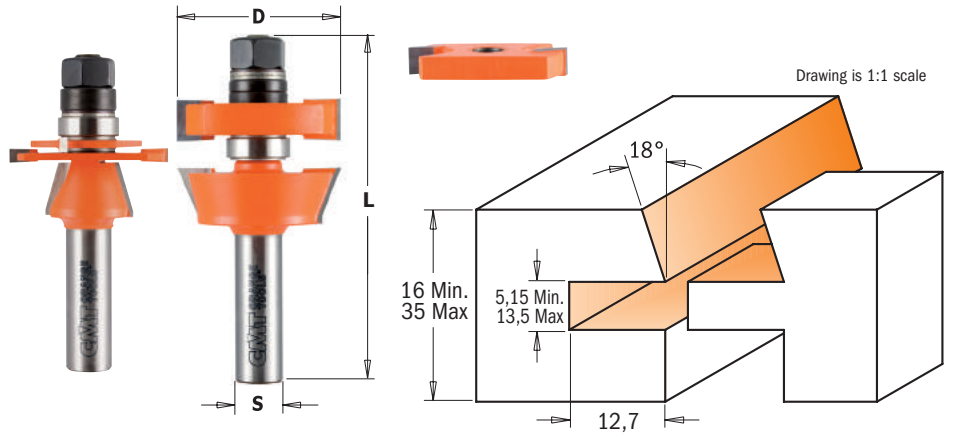
DESCRIPTION	PACK QTY.	ORDER NO. S=Ø12mm	ORDER NO. S=Ø12,7mm	
Junior Raised Panel Sets - Profile A (3 HW pcs.)	Ø63,5mm.	1	900.518.11	800.518.11
Junior Raised Panel Sets - Profile B (3 HW pcs.)	Ø63,5mm.	1	900.522.11	800.522.11
Raised Panel Sets - Profile C (3 HW pcs.)	Ø89mm.	1	900.517.11	800.517.11
Raised Panel Sets - Profile D (3 HW pcs.)	Ø89mm.	1	900.521.11	800.521.11

Adjustable Shaker Router Bit Sets



8/900.624

These new bit sets are excellent for producing adjustable tongue and groove joints with a bevel, in order to eliminate panel rattle that may occur with the production of standard cabinets. Cut precise grooves into your plywood veneered panels and make perfect rattle-free fits. To be used on table-mounted routers. Avoid using these bits in hand-held power tools.



D mm	T ₁ mm	A	L mm	PACK QTY.	ORDER NO. S=Ø12mm	ORDER NO. S=Ø12,7mm	Spare parts					
41,2	16 - 35	18°	87	5	900.624.11	800.624.11	791.025.00	822.025.11	822.026.11	822.027.11	822.028.11	990.020.00

Spare parts	541.515.00	0,1mm spacer	541.518.00	1mm spacer
	541.516.00	0,3mm spacer	541.500.00	3mm spacer
	541.517.00	0,5mm spacer	541.519.00	5,8mm spacer

Adjustable Tongue & Groove Bit Set for Mission Style Cabinet Doors

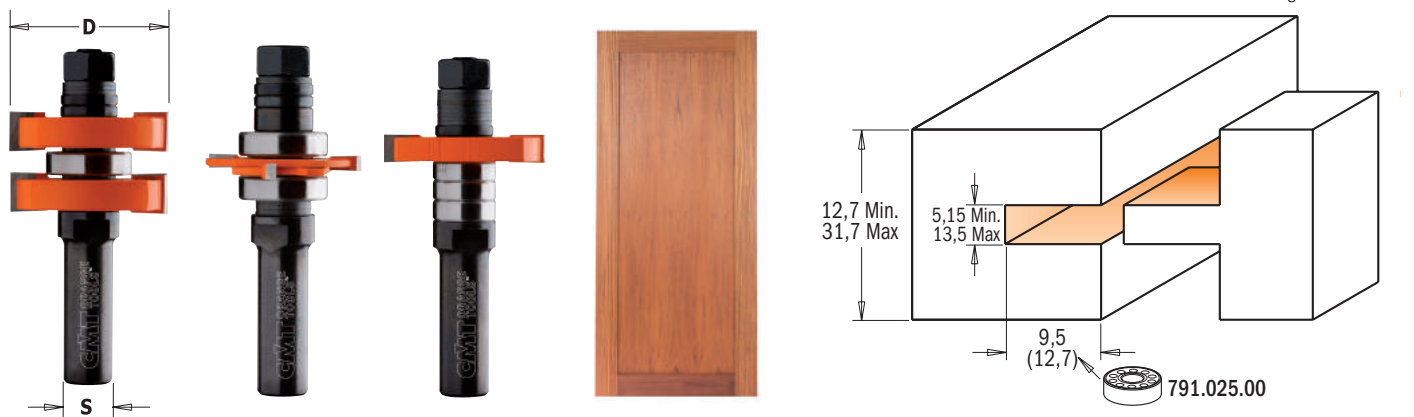
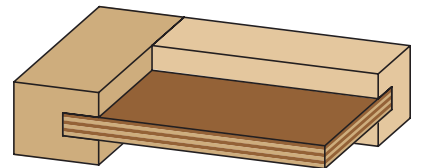


8/900.625

Exclusive CMT design which allows the perfect fit for undersized plywood panel. The tongue cutter features opposing shear angles to obtain flawless finishing on a large variety of materials such as plywood, softwood and hardwood.

For use on a table-mounted router, not for handheld routers.

- Adjustable at 0.050mm (0.002") increments;
- For groove width from 5mm (13/64") to 13,5mm (17/32");
- Cut stock thickness of 12,7mm (1/2") to 31,7mm (1-1/4");
- Features micrograin carbide for longer life.



D mm	T ₁ mm	PACK QTY.	ORDER NO. S=Ø12mm	ORDER NO. S=Ø12,7mm	Spare parts						
41,2	5,15-13,5	5	900.625.11		924.136.00	791.012.00	822.025.11	822.026.11	822.027.11	822.028.11	990.020.00
41,2	5,15-13,5	5		800.625.11	824.136.00	791.012.00	822.025.11	822.026.11	822.027.11	822.028.11	990.020.00

Spare parts	541.515.00	0,1mm spacer	541.518.00	1mm spacer
	541.516.00	0,3mm spacer	541.500.00	3mm spacer
	541.517.00	0,5mm spacer	541.519.00	5,8mm spacer



8/923.001

Create slots, grooves and rabbets on all materials using the CMT slot cutter sets. Ideal for biscuit and tongue and groove joints. **These sets include 4 different bearings to allow a cutting depth of 7,95mm, 9,5mm, 12,8mm and 14,3mm.** Please refer to the chart below for applications and the correct cutter combinations.

SAFETY TIPS: never use the slot cutter sets without shims between cutters, whose distance can vary from 1mm to 1,7mm. Shims can also be positioned between the ball bearings and the cutters.



Assembly Illustration

Part No.	S
924.081.10	8mm
824.121.10	12,7mm
924.082.10	8mm
824.122.10	12,7mm
924.080.10	8mm
824.127.10	12,7mm
924.083.10	8mm
824.128.10	12,7mm

Dimension: 47,6

Dimension: H

Spare parts		
H mm	ORDER NO.	
14,3	8-19	791.033.00
12,7	8-22	791.005.00
9,5	8-28,5	791.030.00
8	8-31,5	791.033.00

DESCRIPTION	PACK QTY.	ORDER NO.	Spare parts									
			2mm	3mm	4mm	5mm	6mm					
Set	1	923.001.11	822.320.11	823.330.11	823.340.11	823.350.11	822.360.11	924.081.10	924.082.10	924.080.10	924.083.10	

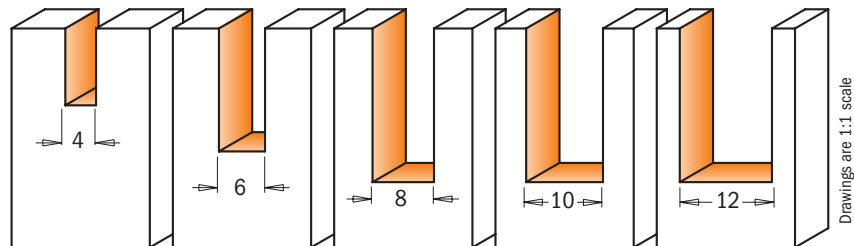
DESCRIPTION	PACK QTY.	ORDER NO.	Spare parts									
			1,6mm	3,2mm	4mm	4,8mm	6,4mm					
Set	1	823.001.11	822.316.11	823.332.11	823.340.11	822.348.11	822.364.11	824.121.10	824.122.10	824.127.10	824.128.10	

5-Piece Straight Bit Set & Profile Bit Set

Our beautiful sets are the perfect companion for the professional craftsman. We offer three 5-piece sets with a selection of straight bits and the most popular profile router bits. These tools feature Fatigue Proof® steel, micro-grain carbide and orange PTFE non-stick coating. Safely stored in a solid plastic box to fit in your display cabinet.

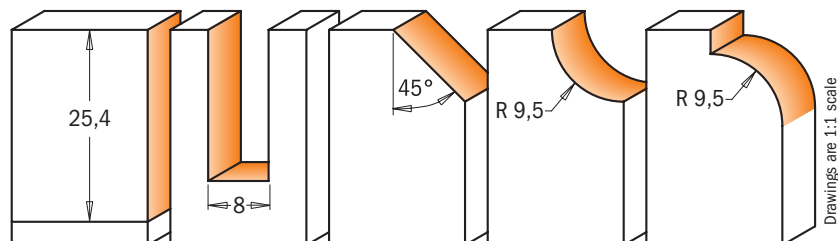


8/900.005.01



DESCRIPTION	PACK QTY.	ORDER NO.	ORDER NO.
5-Piece Straight Bit Set	5	S=Ø6,35mm 800.005.01	S=Ø8mm 900.005.01

7/900.005.03



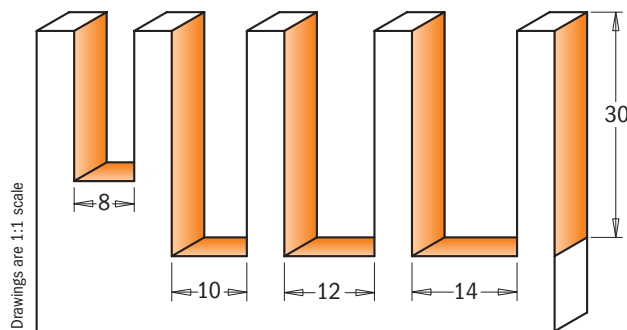
DESCRIPTION	PACK QTY.	ORDER NO.	ORDER NO.
5-Piece Profile Bit Set	5	S=Ø6mm 700.005.03	S=Ø8mm 900.005.03

Router Bit Set with Insert Knives



600.005.01 INSERT CARBIDE **Z1 Z2 RH** **2X** LONGER LIFE

This set is the perfect companion for the professional craftsman. We offer the 5 most popular bits with knives and all necessary spare knives and Torx keys. They are perfect for working on all materials such as solid wood, wood composites, plastic and laminated materials. For use with a hand held or CNC router.

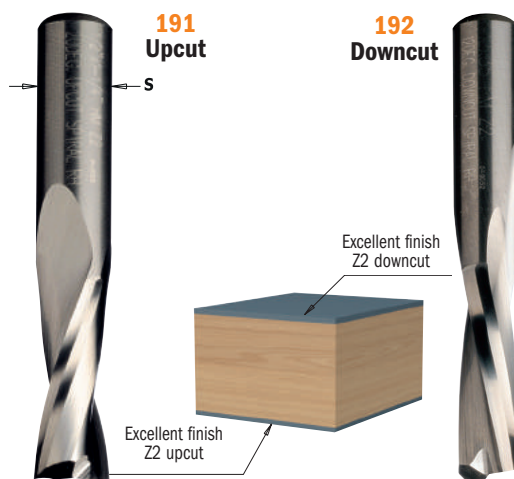


DESCRIPTION	PACK QTY.	ORDER NO. S=Ø8mm
Router Bit Set with Insert Knives	1	600.005.01

10 spare knives and 2 torx keys included

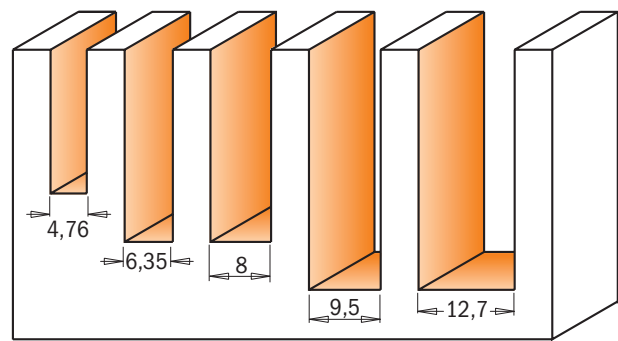
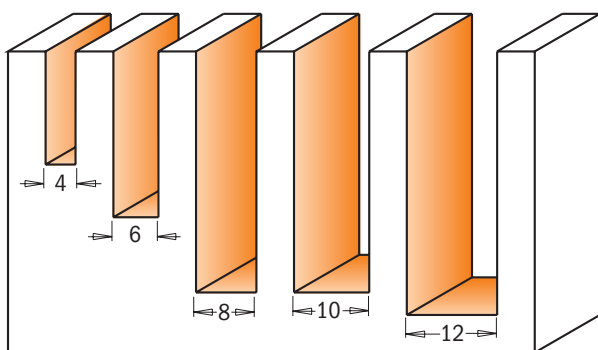
SET CONTAINS	D mm	I mm	KNIVES	ORDER NO. S=Ø8mm
Straight Router Bit with Knife	8	20	790.200.01 - 20 x 4,1 x 1,1mm	651.080.11
Straight Router Bit with Knife	10	30	790.300.01 - 30 x 5,5 x 1,1mm	651.100.11
Straight Router Bit with Knife	12	30	790.300.01 - 30 x 5,5 x 1,1mm	651.120.11
Straight Router Bit with Knife	14	30	790.300.01 - 30 x 5,5 x 1,1mm	651.140.11
Flush Trim Bit with Knife	19	30	790.300.00 - 30 x 12 x 1,5mm	791.007.00 657.191.11

5-Piece Spiral Bit Sets



191/192 HWM **Z2 RH**

CMT is proud to offer you these new sets of high quality solid tungsten carbide upcut and downcut spiral bits in the most popular diameters. The new formulated super micrograin composition guarantees extremely sharp long-lasting cutting edges, whereas the spiral layout allows for a more efficient chip ejection. In addition, these bits stay cooler during work and are suitable for CMT's new precision machines. Recommended for use on soft and hardwood, plywood, laminates, MDF and plastic materials. To be used on handheld routers and CNC machines.



Drawings are 1:1 scale

DESCRIPTION	PACK QTY.	ORDER NO. S=Ø8mm	ORDER NO. S=Ø6,35-12,7mm
5-Piece Upcut Spiral Bit Sets (Ø4 - 6 - 8 - 10 - 12mm)	5	191.000.01	
5-Piece Downcut Spiral Bit Sets (Ø4 - 6 - 8 - 10 - 12mm)	5	192.000.01	
5-Piece Upcut Spiral Bit Sets (Ø4,76 - 6,35 - 8 - 9,5 - 12,7mm)	5		191.000.02
5-Piece Downcut Spiral Bit Sets (Ø4,76 - 6,35 - 8 - 9,5 - 12,7mm)	5		192.000.02



CNC ROUTER CUTTERS & CHUCKS

PRODUCTS	PAGE
Kinetic Dust Extractor	235
CNC Chucks	236~239
Precision Collets	240
Cutter Arbor	241
Universal Assembly Supports for Chucks	242
MK2 Chucks	242
Solid Carbide Spiral Bits	243~254
CNC Straight Cutters	255~264
CNC Profiled Cutters	265~267
Slot & Mortise Bits	268~274



What work parameters are best when routing?

Answering the following questions will provide you with the answer!

- **What equipment are you using?** Using brand new equipment of high quality is not the same as using outdated machinery! It is important to understand that vibration is the direct result of wear and tear, which can lead to a poor quality finish. Feed rate should be chosen in order to dampen vibration, and quite often, higher feed rates are associated with better finishing results.
- **What factors influence the performance of the bit I am using?** Many factors affect performance and the ultimate finish of the workpiece: the power of the collet chuck, the rigidity and eccentricity of the couplings, conditions and quality of the collets, reverse locking system, sharpened tool edge, the dust-collection system in use and even the relative humidity of the workplace environment.
- **What bit should I use?** The number of cutting edges as well as the cutting diameter significantly affect work parameters. In general, the more cutting edges and the wider the blade diameter, the higher the feed rate.
- **What is the cutting depth I hope to carry out?** In order to increase cutting depth, it is necessary to reduce the feed rate and vice versa for shallower cuts.
- **At what speed does my machine run?** By increasing the spindle speed (rpm), the quality of the finished edge improves. However, at the same time friction also increases between the tool and the workpiece. As a result, tool longevity is compromised. Ideally, the objective is to select the slowest rotation speed possible compatible with the quality of finishing you hope to achieve.
- **What edge finish am I looking to achieve?** Coarse routing and fine routing are definitely not the same thing! You need to figure out what is more important: quality or quantity. In order to prolong the life of your cutting tool, its best to choose the highest feed rate possible best suited to achieve the finish you want.
- **Above all....what materials am I working with?** Wood is a good example of natural fiber composite. It is made up of a natural fibrous material, both elastic and flexible (cellulose: long molecular polymer chains), bound together by a very rigid substance (lignin: cross-linked polymer) as well as a compatibilizer (hemicellulose: a polysaccharide). It is an anisotropic material, that is, directionally dependent, changing with direction along the object. How many types of wood and wood derivatives are you familiar with? Remember, no two pieces of wood are the same! In fact, the same work parameters carried out on two different pieces of wood will provide two very different results.

Feed rate is dependent of several factors, like the ones mentioned above - and these are just a few examples. It is important to weigh all factors in order to select an optimum feed rate suitable for the tools and work objectives involved. CMT is synonymous with quality and to produce high quality cuts you just can't randomly shoot off a bunch of numbers. Be wary of those who provide you with random numbers.

I get it....but where do I start? *The best way to go forward is step-by-step using reliable test data.* To quickly achieve the results best suited for your specific work expectations, you can always turn to theory!

One rule of thumb, which may prove advantageous, is to use a simple gauge to measure chipload wherever possible. On the one hand, it should be noted that when chips that are too thick, breakage will occur, resulting in a poor, rough finish. On the other hand, when chips are too thin, it will negatively affect tool longevity and cause rapid wear and tear of the cutting edge because the teeth of the tool are rubbing more than removing material.

The next time you experiment, you need to properly assess the specific demands of the work involved, assess chipload measurements and try to orient yourself towards a different thickness by taking into account the aforementioned factors. Then, with the aid of the formulas listed below, proceed to establish the appropriate feed rate for your next test. This will help you to achieve better results faster and you will have the essential information you will need for the next work project.

PARAMETERS:

V = feed rate (m/min)

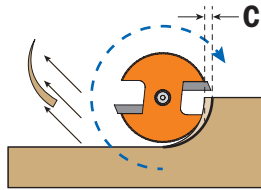
Z = cutting edges

C = Chipload (mm)

FORMULAS:

$$V = (RPM \times Z \times C) / 1000$$

$$RPM = V \times 1000 / (Z \times C)$$



EXAMPLE:

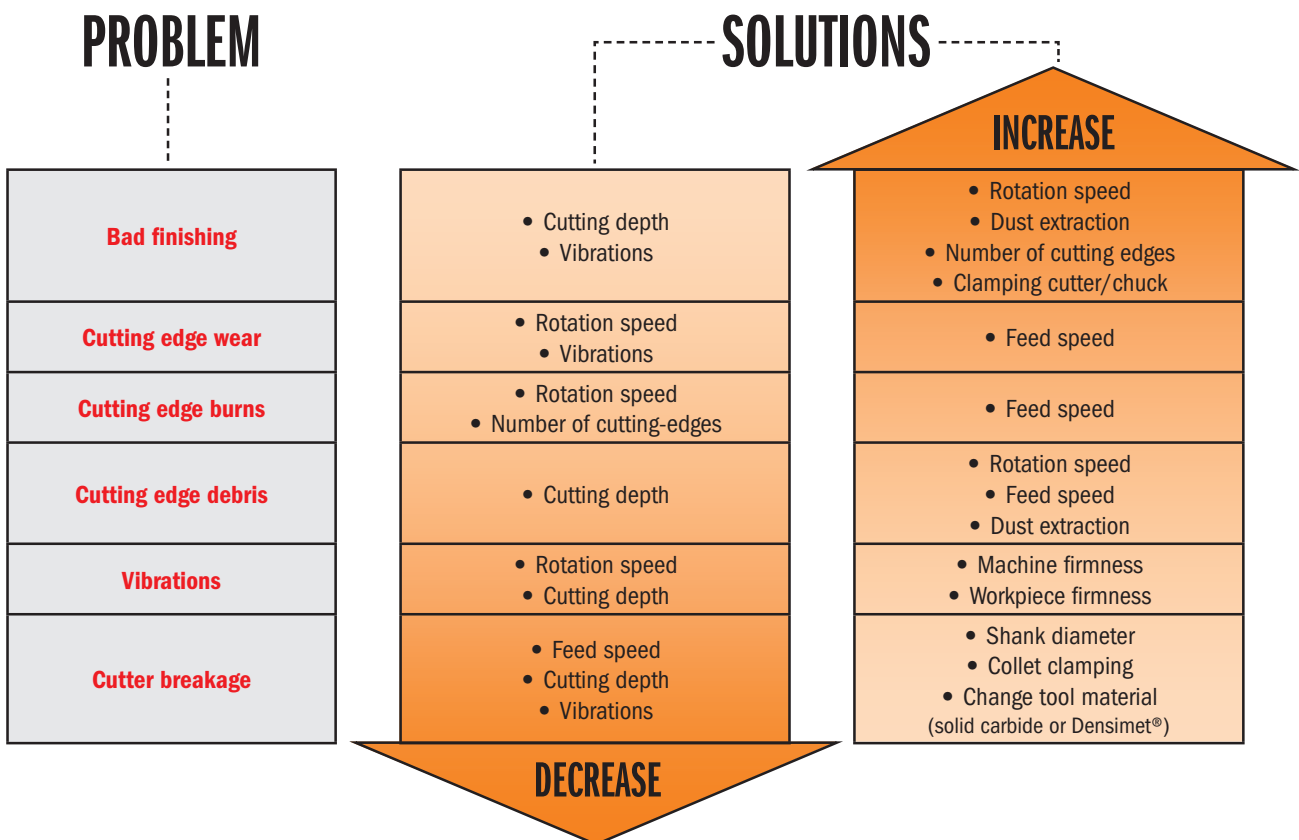
with caliper take measurement of a good result chipload (C=0,2mm).

Z=2

RPM=18000

$$V = (RPM \times Z \times C) / 1000 = (18000 \times 2 \times 0,2) / 1000 = 7,2m/min$$

PROBLEM SOLVING






992 Removes MDF & Chipboard dust from the workpiece

	DESCRIPTION	D mm	PACK QTY.	ORDER NO.
new	Kinetic Dust Extractor for chucks with ER20	80	1	992.081.ER20
new	Kinetic Dust Extractor for chucks with ER25	80	1	992.081.ER25
	Kinetic Dust Extractor for chucks with DIN6388/EOC25 collets	100	1	992.101.EOC25
	Kinetic Dust Extractor for chucks with ER32 collets	100	1	992.101.ER32
	Kinetic Dust Extractor for chucks with ER40 collets	100	1	992.101.ER40

Spare parts 991.285.00 C-Spanner 80-90mm (ER20/ER25)
 991.284.00 C-Spanner 95-100mm (EOC25/ER32/ER40)

Optional
 (required for installation, not included)

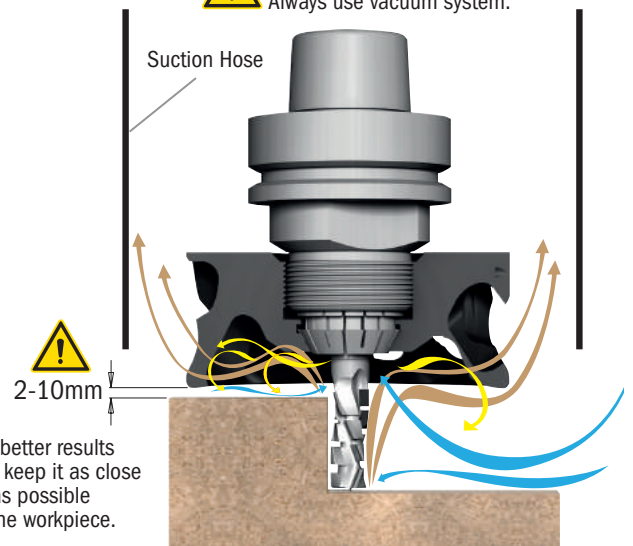


EASY TO USE!

Install & remove as a clamping nut

- Health & Safety
- Tool Performance & Cut Quality
- Tool Life & Labor Costs
- Recommended for Nesting and Routing operations
- No wasted time during work process
- Replaces the standard clamping nut
- Suitable for any collet chucks with standard router bits
- Available for ER32 - ER40 - EOC25 (DIN6388) collets
- The thick ceramic coat gives to KDE an anti-corrosion, anti-friction and anti-static surface.
- Tool body in light alloy
- Better air quality
- Good performances even at low rpm: from 6,000 up to 20,000 rpm
- Material: chipboard, coated chipboard, MDF, Corian®, plasterboard, OSB, HPL.

! Always use vacuum system.



! For better results please keep it as close as possible to the workpiece.

■ Compressed Air ■ Dust ■ Air Vacuumed



Download Instruction

Watch the video on



Watch Video


Working **WITHOUT** Kinetic Dust Extractor



Working **WITH** Kinetic Dust Extractor



HSK Chucks for "ER40" Precision Collets



183.310

S	DESCRIPTION	TO BE USED WITH COLLET	PACK QTY.	ORDER NO. Right-hand rotation	ORDER NO. Left-hand rotation
HSK-F63	Clamping nut without bearing	ER40	1	183.310.01	183.310.02
HSK-F63	Clamping nut with bearing	ER40	1	183.310.11*	

* Suitable for right-hand and left-hand rotation.

For Homag, Eima, IMA from 9/94, Dubus, Weeke, Biesse, SCM, Morbidelli and Masterwood machines.



NON-STICK ORANGE CHROME® SHIELD COATING

- prevents overheating
- protects against corrosion and rust
- reduces resin build-up
- longer life and greater tool performance

ISO30 Chucks for "ER40" Precision Collets



995.200

183.201

S	TO BE USED WITH COLLET	RETAINING STUD mm	PACK QTY.	ORDER NO. Right-hand rotation
ISO30	ER40	Ø12-8	1	183.201.01

For Biesse machines



995.201

183.211

S	TO BE USED WITH COLLET	RETAINING STUD mm	PACK QTY.	ORDER NO. Right-hand rotation
ISO30	ER40	Ø13-9	1	183.211.01

For Biesse machines with Omlat engine, Bulleri, Busellato, CMS and IMA machines.



995.202

183.221

S	TO BE USED WITH COLLET	RETAINING STUD mm	PACK QTY.	ORDER NO. Right-hand rotation
ISO30	ER40	Ø12,8-9	1	183.221.01

For Alberti and Masterwood machines.



Clamping Nuts for Chucks with "ER40" Precision Collets



992.383

DESCRIPTION	PACK QTY.	ORDER NO. Right-hand rotation	ORDER NO. Left-hand rotation
Clamping nut without bearing For 183.201/211/221/310 chucks	1	992.383.01	992.383.02
Clamping nut with bearing For 183.201/211/221/310 chucks	1	992.383.11	




C-spanner for "ER40" Precision Collets



991.184

DESCRIPTION	PACK QTY.	ORDER NO.
C-Spanner for "ER40" precision collet	1	991.184.00

HSK Chuck for "ER32" Precision Collets



183.300



S	DESCRIPTION	TO BE USED WITH COLLET	PACK QTY.	ORDER NO. Right-hand rotation	ORDER NO. Left-hand rotation
HSK-F63	Clamping nut without bearing	ER32	1	183.300.01	183.300.02
HSK-F63	Clamping nut with bearing	ER32	1	183.300.11*	

* Suitable for right-hand and left-hand rotation.


For Homag, Eima from 9/94, Dubus, Weeke, Biesse, SCM, Morbidelli and Masterwood machines.



NON-STICK ORANGE CHROME® SHIELD COATING

- prevents overheating
- protects against corrosion and rust
- reduces resin build-up
- longer life and greater tool performance

ISO30 Chucks for "ER32" Precision Collets



995.200

183.200



S	TO BE USED WITH COLLET	RETAINING STUD mm	PACK QTY.	ORDER NO. Right-hand rotation	ORDER NO. Left-hand rotation
ISO 30	ER32	Ø12-8	1	183.200.01	183.200.02

For Biesse machines.



995.201

183.210



S	TO BE USED WITH COLLET	RETAINING STUD mm	PACK QTY.	ORDER NO. Right-hand rotation	ORDER NO. Left-hand rotation
ISO 30	ER32	Ø13-9	1	183.210.01	183.210.02

For Biesse machines with Omlat engine, Bulleri, Busellato, CMS and IMA machines.



995.202


183.220



S	TO BE USED WITH COLLET	RETAINING STUD mm	PACK QTY.	ORDER NO. Right-hand rotation	ORDER NO. Left-hand rotation
ISO 30	ER32	Ø12,8-9	1	183.220.01	183.220.02

For Alberti and Masterwood machines.

ISO30 Chucks for "ER32" Precision Collets



995.250

183.250 without aluminium flange



S	TO BE USED WITH COLLET	RETAINING STUD mm	PACK QTY.	ORDER NO. Right-hand rotation	ORDER NO. Left-hand rotation
ISO 30	ER32	Ø8,5	1	183.250.01	183.250.02

For Morbidelli and SCM machines.

183.251 with Ø69,5mm aluminium flange fully assembled (*).

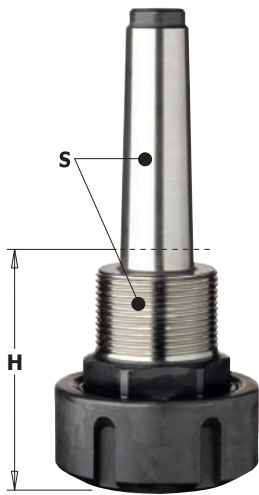


S	TO BE USED WITH COLLET	RETAINING STUD mm	PACK QTY.	ORDER NO. Right-hand rotation	ORDER NO. Left-hand rotation
ISO 30	ER32	Ø8,5	1	183.251.01	183.251.02

Spare parts 992.501.00 Ø69,5mm aluminium flange*

For Morbidelli and SCM machines.

Chucks for "ER32" Precision Collets




183.000/100

RH **LH**

S mm	TO BE USED WITH COLLET	H mm	PACK QTY.	ORDER NO. Right-hand rotation	ORDER NO. Left-hand rotation
MK2/M30x1,5	ER32	62	1	183.000.01	183.000.02
MK3/M30x1,5	ER32	70	1	183.100.01	

MK2/MK3 tapered shank

Chucks for "ER32" Precision Collets



183.400

RH

S mm	TO BE USED WITH COLLET	RETAINING STUD	PACK QTY.	ORDER NO. Right-hand rotation
Ø25x55	ER32	PS LEUCO	1	183.400.01

995.400

For machines with PS Leuco system.

Clamping Nuts for Chucks with "ER32" Collets



992.183

RH **LH**

DESCRIPTION	PACK QTY.	ORDER NO. Right-hand rotation	ORDER NO. Left-hand rotation
Clamping nut without bearing For 183.000/100/200/250/300/400 chucks	1	992.183.01	992.183.02
Clamping nut with bearing For 183.000/100/200/250/300/400 chucks	1	992.183.11	992.183.12

C-Spanner for "ER32" Precision Collets




991.183

DESCRIPTION	PACK QTY.	ORDER NO.
C-Spanner for "ER32" precision collets	1	991.183.00

HSK Chuck for "DIN6388" - EOC25 Precision Collet

RH



183.320

S	DESCRIPTION	TO BE USED WITH COLLET	PACK QTY.	ORDER NO. Right-hand rotation
HSK-F63	HSK chuck with bearing nut	EOC-25	1	183.320.01*
HSK-F63	HSK chuck without bearing nut	EOC-25	1	183.320.03

Spare parts
 992.283.11 Clamping nut with bearing
 992.283.01 Clamping nut without bearing

* Suitable for left-hand rotation too.

For Homag, Eima from 9/94, Dubus, Weeke, Biesse, SCM, Morbidelli & Masterwood machines.

Clamping Nuts

RH



992.283

DESCRIPTION	PACK QTY.	ORDER NO. Right-hand rotation
Clamping nut without bearing	1	992.283.01
Clamping nut with bearing	1	992.283.11

For chuck 183.320.

C-Spanner for "DIN6388" & "ER40"



991.283

DESCRIPTION	PACK QTY.	ORDER NO.
C-Spanner for USAG 58-62-65	1	991.283.00

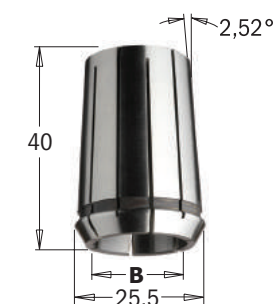
Precision Collets "DIN6388"



185 - EOC-25

mm	B inches	PACK QTY.	ORDER NO.	mm	B inches	PACK QTY.	ORDER NO.
3		10	185.030.00	12		10	185.120.00
4		10	185.040.00	12,7	1/2	10	185.127.00
5		10	185.050.00	14		10	185.140.00
6		10	185.060.00	16	5/8	10	185.160.00
new 6,35	1/4	10	185.064.00	18		10	185.180.00
8	5/16	10	185.080.00	19,05	3/4	10	185.191.00
new 9,5	3/8	10	185.095.00	20		10	185.200.00
10		10	185.100.00	25		10	185.250.00

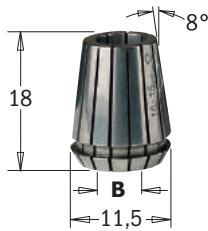
REMARK: special dimensions available on request.



185 - EOC-16

mm	B inches	PACK QTY.	ORDER NO.	mm	B inches	PACK QTY.	ORDER NO.
6		10	185.060.16	12		10	185.120.16
8	5/16	10	185.080.16	14		10	185.140.16
10		10	185.100.16	16	5/8	10	185.160.16

REMARK: special dimensions available on request.




184 - ER11

B mm	PACK QTY.	ORDER NO.
2	10	184.020.11
3	10	184.030.11
4	10	184.040.11
5	10	184.050.11
6	10	184.060.11

TECHNICAL DETAILS:

- replaceable Std "ER11" collets (from 1 to 7mm)
- fit most tapered spindle noses
- +0-0,7mm wide clamping tolerance
- suitable for most conical chucks.

REMARK: special dimensions available on request.




184 - ER16

B mm	PACK QTY.	ORDER NO.
2	10	184.020.16
3	10	184.030.16
4	10	184.040.16
5	10	184.050.16
6	10	184.060.16
7	10	184.070.16
8	10	184.080.16
9	10	184.090.16
10	10	184.100.16

TECHNICAL DETAILS:

- replaceable Std "ER16" collets (from 1 to 10mm)
- fit most tapered spindle noses
- +0-0,7mm wide clamping tolerance
- suitable for most conical chucks.

REMARK: special dimensions available on request.



184 - ER20

B mm	PACK QTY.	ORDER NO.
2	10	184.020.20
3	10	184.030.20
4	10	184.040.20
5	10	184.050.20
6	10	184.060.20
6,35	10	184.064.20
7	10	184.070.20
8	10	184.080.20
9	10	184.090.20
10	10	184.100.20
11	10	184.110.20
12	10	184.120.20
12,7	10	184.127.20

TECHNICAL DETAILS:

- replaceable Std "ER20" collets (from 1 to 13mm)
- fit most tapered spindle noses
- +0-0,7mm wide clamping tolerance
- suitable for most conical chucks.

REMARK: special dimensions available on request.



184 - ER25

B mm	PACK QTY.	ORDER NO.
3	10	184.030.25
4	10	184.040.25
5	10	184.050.25
6	10	184.060.25
6,35	10	184.064.25
8	10	184.080.25
9	10	184.090.25
10	10	184.100.25
12	10	184.120.25
12,7	10	184.127.25
14	10	184.140.25
16	10	184.160.25

TECHNICAL DETAILS:

- replaceable Std "ER25" collets (from 1 to 16mm)
- fit most tapered spindle noses
- +0-0,7mm wide clamping tolerance
- suitable for most conical chucks.

REMARK: special dimensions available on request.



184 - ER32

B mm	PACK QTY.	ORDER NO.
3	10	184.030.00
4	10	184.040.00
5	10	184.050.00
6	10	184.060.00
6,35	10	184.065.00
7	10	184.070.00
8	10	184.080.00
9	10	184.090.00
9,52	10	184.095.00
10	10	184.100.00
11	10	184.110.00
12	10	184.120.00
12,7	10	184.127.00
14	10	184.140.00
15	10	184.150.00
16	10	184.160.00
17	10	184.170.00
18	10	184.180.00
19	10	184.190.00
20	10	184.200.00

For chucks
183.000/100/200/250/300/400

TECHNICAL DETAILS:

- replaceable Std "ER32" collets (from 3 to 20mm)
- fit most tapered spindle noses
- +0-0,7mm wide clamping tolerance
- suitable for most conical chucks.

REMARK: special dimensions available on request.



184 - ER40

B mm	PACK QTY.	ORDER NO.
3	10	184.032.00
4	10	184.042.00
5	10	184.052.00
6	10	184.062.00
6,35	10	184.064.00
7	10	184.072.00
8	10	184.082.00
9,52	10	184.096.00
10	10	184.102.00
12	10	184.122.00
12,7	10	184.128.00
14	10	184.142.00
16	10	184.162.00
18	10	184.182.00
19	10	184.192.00
20	10	184.202.00
25	10	184.252.00

For chucks
183.201/211/221/310

TECHNICAL DETAILS:

- replaceable Std "ER40" collets (from 3 to 25mm)
- fit most tapered spindle noses
- +0-0,7mm wide clamping tolerance
- suitable for most conical chucks.

REMARK: special dimensions available on request.

Cap Nuts for CNC Machines




993.0

RH LH

INTERNAL THREAD	PACK QTY.	ORDER NO. Right-hand rotation	ORDER NO. Left-hand rotation
Ø20x14Fx1"	1	993.020.01	993.020.02
M30x1,5	1	993.030.01	993.030.02

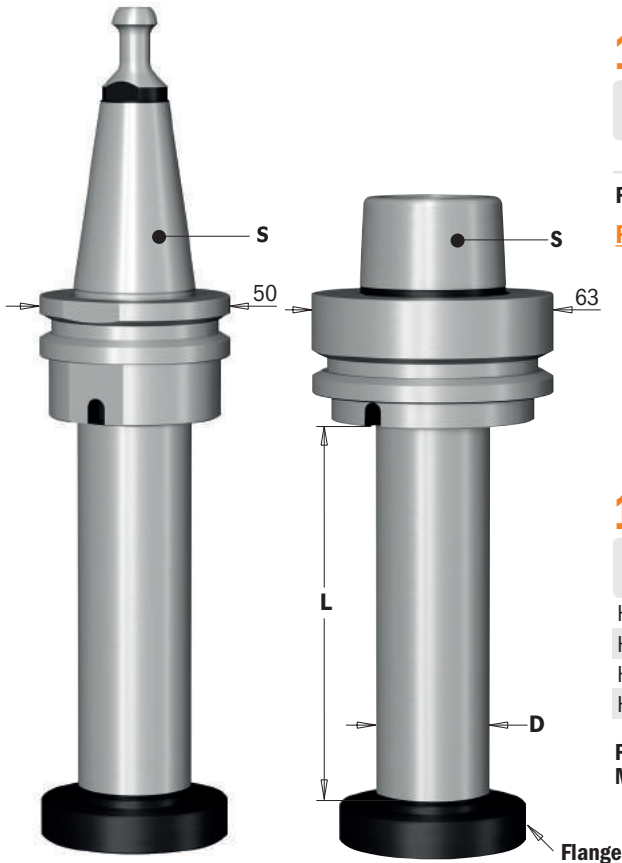
For machines with M33x3 threaded spindle nose.

ISO30 Retaining Studs



DESCRIPTION	D1 mm	D2 mm	ORDER NO.
Retaining stud for 183.200/201 "Biesse" chucks	8	12	995.200.00
Retaining stud for 183.210/211 "Biesse, Omlat, Bulleri, Busellato, Weeke and IMA" chucks	9	13	995.201.00
Retaining stud for 183.220/221 "Alberti-Masterwood" chucks	9	12,8	995.202.00
Retaining stud for 183.250/251 "SCM - Morbidelli" chucks	6,5	8,5	995.250.00
Retaining stud for "PS and Leuco" 183.400 chucks	M8		995.400.00

Cutter Arbor with HSK Tapered Shank



183.260

RH LH

S	DESCRIPTION	D x L mm	PACK QTY.	ORDER NO.
ISO30	Cutter arbor with ISO30 tapered shank	30x100	1	183.260.00

For Biesse machines.

REMARK: special dimensions available on request.

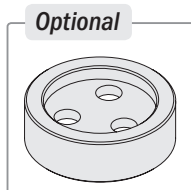
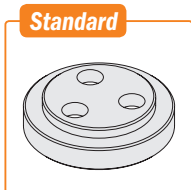
183.360

RH LH

S	DESCRIPTION	D x L mm	PACK QTY.	ORDER NO.
HSK-F63	Cutter arbor with HSK tapered shank	30x100	1	183.360.00
HSK-F63	Cutter arbor with HSK tapered shank	30x150	1	183.360.10
HSK-F63	Cutter arbor with HSK tapered shank	35x100	1	183.361.00
HSK-F63	Cutter arbor with HSK tapered shank	40x100	1	183.362.00

For Homag, Eima from 9/94, Dubus, Weeke, Biesse, SCM, Morbidelli and Masterwood machine.

Spare Parts for Chucks



DESCRIPTION	ORDER NO.	DESCRIPTION	ORDER NO.
M6x25 TCEI screw	990.098.00	<i>Optional</i>	
Steel flange for with Ø30mm arbors - Male	992.560.30M	Steel flange for with Ø30mm arbors - Female	992.560.30F
Steel flange for with Ø35mm arbors - Male	992.560.35M	Steel flange for with Ø35mm arbors - Female	992.560.35F
Steel flange for with Ø40mm arbors - Male	992.560.40M	Steel flange for with Ø40mm arbors - Female	992.560.40F




183

DESCRIPTION	D mm	PACK QTY.	ORDER NO.
Universal assembly supports for chucks HSK-F63	63	1	183-HSK
Universal assembly supports for chucks ISO30	50	1	183-ISO


For HSK-F63 and ISO30 chucks

CMT now offers new universal assembly supports for HSK-F63 and ISO30 chucks. Thanks to the bi-directional roller bearings, which clamp the Left-hand rotation to the flange, the system offers the highest protection to the tool taper and clamps are no longer needed.

The special bidirectional roller bearing clamps the tool to the flange, offering the highest protection to the tool taper.



Saw Blade Arbor with Parallel Shank



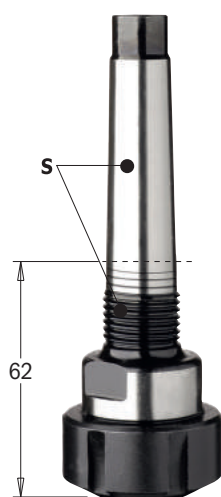
183.410

RH
LH

S mm	D mm	PIN HOLE	L mm	PACK QTY.	ORDER NO.
20	30	4/M6/48	97,5	1	183.410.30

Spare parts
 990.083.00 M6x10mm TSPEI screw
 991.067.00 3mm allen key
 991.064.00 4mm allen key

Collet Chucks Clamp with MK2 Tapered Shank



123

RH
LH

S	PACK QTY.	ORDER NO. Right-hand rotation	ORDER NO. Left-hand rotation
MK2/Ø20x14Fx1"	1	123.000.01	123.000.02

Spare parts
 992.123.01 Clamping nut RH
 992.123.02 Clamping nut LH
 991.123.00 Type 45-50 c-spanner


Collets for 123 Chucks



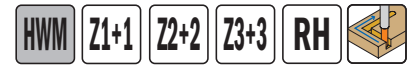
124

D ₃ mm	PACK QTY.	ORDER NO.	D ₃ mm	PACK QTY.	ORDER NO.
6	1	124.060.00	10	1	124.100.00
6,35	1	124.064.00	12	1	124.120.00
8	1	124.080.00	12,7	1	124.127.00
9,5	1	124.095.00	14	1	124.140.00

Solid Carbide Up & Downcut Spiral Bits



190



D mm	I mm	I ₁ mm	L mm	S mm	Z	PACK QTY.	ORDER NO. Right-hand rotation
4	15	7	50	4	1+1	10	190.040.11
5	22	8	60	5	1+1	10	190.050.11
6	22	8	60	6	1+1	10	190.060.11
8	32	7	80	8	2+2	10	190.080.11
9,52	28,6	7	76,2	9,52	2+2	10	190.504.11
10	32	7	80	10	2+2	10	190.100.11
10	42	7	90	10	2+2	10	190.101.11
12	42	7	90	12	2+2	10	190.120.11
12	52	7	100	12	2+2	10	190.121.11
12,7	25,4	16	76,2	12,7	2+2	10	190.505.11
12,7	28,6	16	76,2	12,7	2+2	10	190.506.11
12,7	34,9	16	88,9	12,7	2+2	10	190.507.11
12,7	41,3	16	101,6	12,7	2+2	10	190.508.11
16	55	24	110	16	2+2	10	190.160.11
18	55	30	110	18	2+2	10	190.180.11

...up & downcut mortising bits

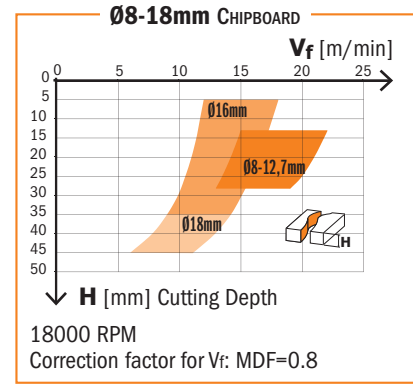
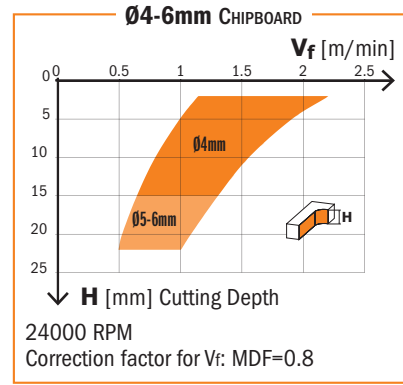
9,52	22,2	4,8	76,2	9,52	2+2	10	190.513.11
9,52	25,4	5,2	76,2	9,52	3+3	10	190.813.11
12	25	5,2	83	12	3+3	10	190.320.11
12,7	22,2	5,2	76,2	12,7	2+2	10	190.515.11
12,7	34,9	5,2	88,9	12,7	2+2	10	190.517.11

TECHNICAL DETAILS:

- Premium quality HWM.
- 2+2 spiral cutting edges [Z2+2].
- 3+3 spiral cutting edges [Z3+3].
- Provide an excellent finish on both the upper and the lower side of the workpiece.

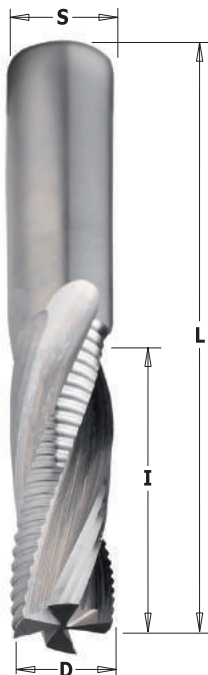
APPLICATION:

used for cutting, copying, panel sizing and any routing application on solid wood, wood composites, plastic materials and laminates. Use a high feed speed on well-clamped workpieces. Can be used on machining centres, point-to-point boring machines, CNC routers and hand-held routers equipped with chucks or adaptors.



Results shown in this diagram are purely empirical, based merely on informative and hypothetical calculation. Each application may require different parameters in consideration of materials in use and machining conditions. CMT is not responsible for direct, indirect, incidental or consequential damages resulting from any defect, error or failure due to this diagram.

Solid Carbide Upcut Spiral Bits



197



D mm	I mm	L mm	S mm	PACK QTY.	ORDER NO. Right-hand rotation
12	42	90	12	10	197.121.11
14	50	110	14	1	197.140.11
16	55	110	16	1	197.160.11
16	35	90	16	1	197.161.11
18	55	110	18	1	197.180.11
20	60	120	20	1	197.200.11
20	70	120	20	1	197.201.11

TECHNICAL DETAILS:

- Premium quality HWM.
- 4 spiral cutting edges (2 with chip-breaker) [Z2+2R].
- Max 0.1mm tooth depth.
- Provide excellent finish on the lower side of the workpiece.
- **Upward chip ejection.**




APPLICATION:

used for ripping, template routing, panel sizing and any routing application on solid wood and wood composites. Can be used on machining centres, point-to-point boring machines, CNC routers and hand-held routers equipped with chucks or adaptors.

The special 4 flute design (Z2 finishing + Z2R with chipbreaker) allows high speed with excellent finish on the workpiece.

Solid Carbide Upcut Spiral Bits



198



D mm	I mm	L mm	S mm	PACK QTY.	ORDER NO. Right-hand rotation
3	12	50	3	10	198.030.11
3,18	12,7	50,8	6,35	10	198.001.11
4	15	50	4	10	198.040.11
4,76	15,87	50,8	6,35	10	198.005.11
5	17	50	5	10	198.050.11
6	22	60	6	10	198.060.11
6,35	19,05	50,8	6,35	10	198.007.11
6,35	25,4	63,5	6,35	10	198.008.11
8	22	70	8	10	198.080.11
8	32	80	8	10	198.081.11
9,52	28,57	76,2	9,52	10	198.504.11
10	32	70	10	10	198.100.11
10	42	80	10	10	198.101.11
10	52	90	10	10	198.102.11
12	32	83	12	10	198.120.11

TECHNICAL DETAILS:

- Premium quality HWM.
- 1 spiral cutting edge [Z1].
- Provide an excellent finish on the lower side of the workpiece.
- **Upward chip ejection.**

APPLICATION:

used for cutting, copying, panel sizing and any routing applications on solid wood, wood composites, plastic materials and laminates. Use a high feed speed on well-clamped workpieces. Can be used on machining centres, point to point machines, CNC routers and hand-held routers equipped with chucks or adaptors.

Solid Carbide Downcut Spiral Bits



198



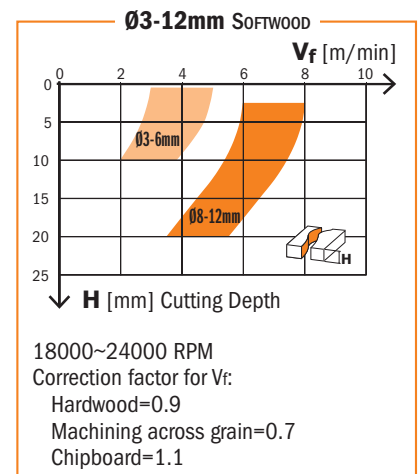
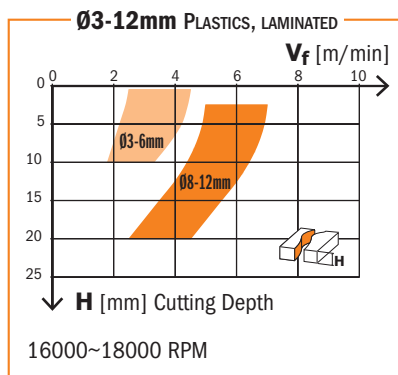
D mm	I mm	L mm	S mm	PACK QTY.	ORDER NO. Right-hand rotation
6	27	60	6	10	198.660.11

TECHNICAL DETAILS:

- Premium quality HWM.
- 1 spiral cutting edge [Z1].
- Provide an excellent finish on the top side of the workpiece.
- **Upward chip ejection.**

APPLICATION:

used for cutting, copying, panel sizing and any routing applications on solid wood, wood composites, plastic materials and laminates. Use a high feed speed on well-clamped workpieces. Can be used on machining centres, point to point machines, CNC routers and hand-held routers equipped with chucks or adaptors.




Results shown in this diagram are purely empirical, based merely on informative and hypothetical calculation. Each application may require different parameters in consideration of materials in use and machining conditions. CMT is not responsible for direct, indirect, incidental or consequential damages resulting from any defect, error or failure due to this diagram.

Solid surface and fiberglass bit

new

CMT ORANGE TOOLS



151

XREME PERFORMANCE

HWM

Z4

RH



D mm	I mm	L mm	S mm	PACK QTY.	ORDER NO. Right-hand rotation
6	19	50	6	10	151.060.19E
6,35	25,4	63,5	6,35	10	151.064.25E
8	25	63	8	10	151.080.25E
12	25	75	12	10	151.120.25E
12,7	38	89	12,7	10	151.127.38E

TECHNICAL DETAILS:

- Premium quality HWM
- Special positively ground cutting edge sharpening for excellent finish
- AlTiN coated

APPLICATION:

for drilling, sizing and jointing fiberglass, phenolic and solid surfaces. Can be used on machining centres, point to point machines, CNC routers and hand held routers equipped with chucks or adaptors.




AlTiN COATING:

- Superb wear resistance
- Better chip clearance
- Superior cutting quality
- Less overheating
- More productivity



Solid surface and fiberglass bit

new



151

XREME PERFORMANCE

HWM

Z4

RH



D mm	I mm	L mm	S mm	PACK QTY.	ORDER NO. Right-hand rotation
6	19	50	6	10	151.060.19D
6,35	25,4	63,5	6,35	10	151.064.25D
8	25	63	8	10	151.080.25D
12	25	75	12	10	151.120.25D
12,7	38	89	12,7	10	151.127.38D

TECHNICAL DETAILS:

- Premium quality HWM
- Special positively ground cutting edge sharpening for excellent finish
- AlTiN coated


APPLICATION:

for drilling, sizing and jointing fiberglass, phenolic and solid surfaces. The 135° tooth geometry allows vertical feeding minimizing the bending of the workpiece. Can be used on machining centres, point to point machines, CNC routers and hand held routers equipped with chucks or adaptors.



AlTiN COATING:

- Superb wear resistance
- Better chip clearance
- Superior cutting quality
- Less overheating
- More productivity



Sharpening 135°





195

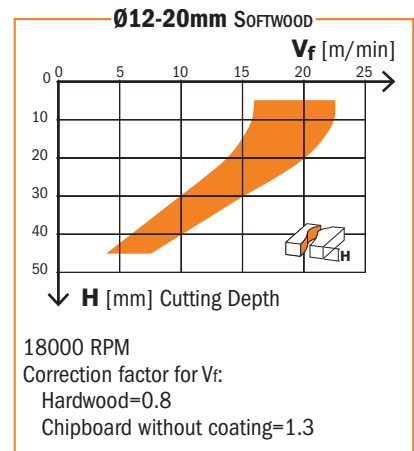
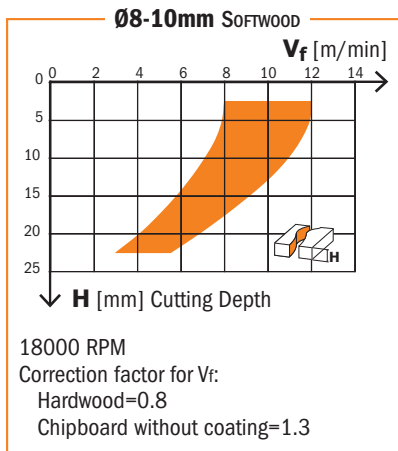
D mm	I mm	L mm	S mm	PACK QTY.	ORDER NO.	ORDER NO.
					Right-hand rotation	Left-hand rotation
8	32	80	8	10	195.081.11	195.081.12
8	42	90	8	10	195.082.11	
10	32	80	10	10	195.100.11	195.100.12
10	42	90	10	10	195.101.11	
12	35	83	12	10	195.120.11	195.120.12
12	42	90	12	10	195.121.11	
12	52	100	12	10	195.122.11	
12,7	38,1	88,9	12,7	10	195.506.11	
14	58	110	14	1	195.140.11	
16	55	110	16	1	195.160.11	195.160.12
16	35	90	16	1	195.161.11	
16	72	120	16	1	195.165.11	
18	55	110	18	1	195.180.11	
20	60	120	20	1	195.200.11	195.200.12
20	72	120	20	1	195.201.11	
20	102	165	20	1	195.202.11	

TECHNICAL DETAILS:

- Premium quality HWM.
- 3 spiral cutting edges [Z3R].
- Chip breaker teeth.
- Max 0.3mm tooth depth.
- Provide an excellent finish on the lower side of the workpiece.
- **Upward chip ejection.**

APPLICATION:

used for ripping, template routing, panel sizing and any routing application on solid wood, or wood composites. Can be used at a high feed speed on well-clamped workpieces. Can be used on machining centres, point-to-point boring machines, CNC routers and hand-held routers equipped with chucks or adaptors.



Results shown in this diagram are purely empirical, based merely on informative and hypothetical calculation. Each application may require different parameters in consideration of materials in use and machining conditions. CMT is not responsible for direct, indirect, incidental or consequential damages resulting from any defect, error or failure due to this diagram.

Solid Carbide Downcut Spiral Bits with Chip-Breaker



196



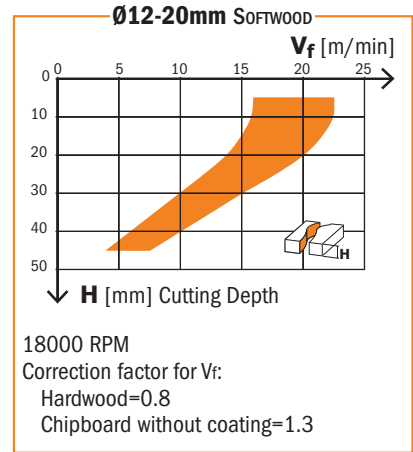
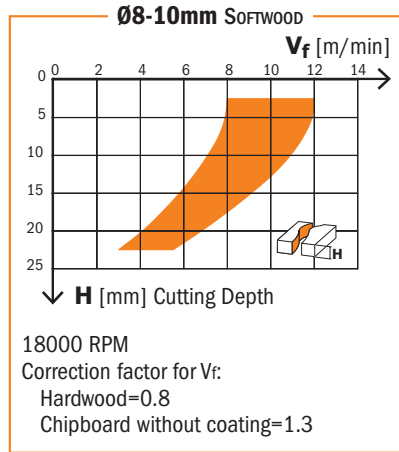
D mm	I mm	L mm	S mm	PACK QTY.	ORDER NO. Right-hand rotation	ORDER NO. Left-hand rotation
8	32	80	8	10	196.081.11	
10	42	90	10	10	196.101.11	
12	35	83	12	10	196.120.11	196.120.12
12	42	90	12	10	196.121.11	
12	52	100	12	10	196.122.11	
12,7	38,1	88,9	12,7	10	196.506.11	
14	50	110	14	1	196.140.11	
16	55	110	16	1	196.160.11	196.160.12
18	55	110	18	1	196.180.11	
20	60	120	20	1	196.200.11	196.200.12
20	72	120	20	1	196.201.11	

TECHNICAL DETAILS:

- Premium quality HWM.
- 3 spiral cutting edges [Z3R].
- Chip breaker teeth.
- Max 0.3mm tooth depth.
- Provide excellent finish on the upper side of the workpiece.
- **Downward chip ejection.**

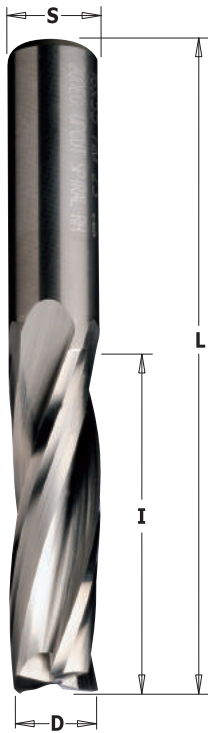
APPLICATION:

used for ripping, template routing, panel sizing and any routing application on solid wood and wood composites.
Can be used on machining centres, point-to-point boring machines, CNC routers and hand-held routers equipped with chucks or adaptors.



Results shown in this diagram are purely empirical, based merely on informative and hypothetical calculation. Each application may require different parameters in consideration of materials in use and machining conditions. CMT is not responsible for direct, indirect, incidental or consequential damages resulting from any defect, error or failure due to this diagram.

Solid Carbide Upcut Spiral Bits



193

D mm	I mm	L mm	S mm	PACK QTY.	ORDER NO. Right-hand rotation	ORDER NO. Left-hand rotation
8	32	80	8	10	193.081.11	193.081.12
10	32	80	10	10	193.100.11	193.100.12
10	42	90	10	10	193.101.11	
12	35	83	12	10	193.120.11	193.120.12
12	42	90	12	10	193.121.11	
12	52	100	12	10	193.122.11	
14	58	110	14	1	193.140.11	
16	55	110	16	1	193.160.11	193.160.12
16	35	90	16	1	193.161.11	
16	72	120	16	1	193.165.11	
18	55	110	18	1	193.180.11	
20	60	120	20	1	193.200.11	193.200.12
20	70	120	20	1	193.201.11	

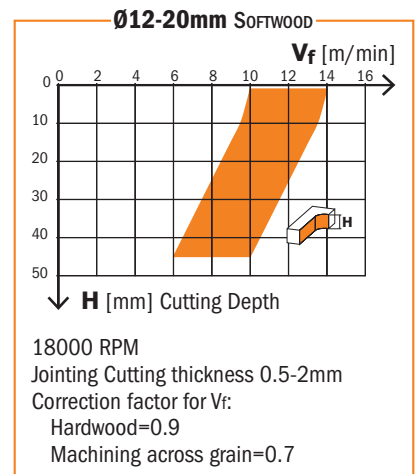

TECHNICAL DETAILS:

- Premium quality HWM.
- 3 spiral cutting edges [Z3].
- Provide an excellent finish on the lower side of the workpiece.
- **Upward chip ejection.**

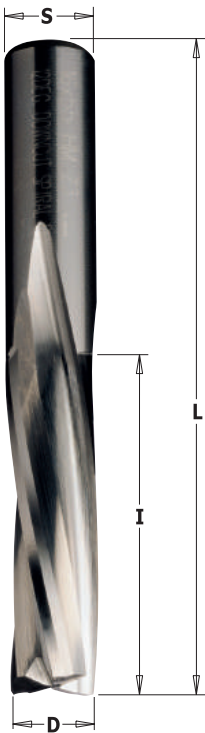
APPLICATION:

used for ripping, template routing, panel sizing and any routing application on solid wood, or wood composites. Can be used at a high feed speed on well-clamped workpieces.

Can be used on machining centres, point-to-point boring machines, CNC routers and hand-held routers equipped with chucks or adaptors.



Results shown in this diagram are purely empirical, based merely on informative and hypothetical calculation. Each application may require different parameters in consideration of materials in use and machining conditions. CMT is not responsible for direct, indirect, incidental or consequential damages resulting from any defect, error or failure due to this diagram.



194



D mm	I mm	L mm	S mm	PACK Qty.	ORDER NO. Right-hand rotation	ORDER NO. Left-hand rotation
10	32	80	10	10	194.100.11	
10	42	90	10	10	194.101.11	
12	35	83	12	10	194.120.11	194.120.12
12	42	90	12	10	194.121.11	
14	50	110	14	1	194.140.11	
16	55	110	16	1	194.160.11	194.160.12
16	35	90	16	1	194.161.11	
18	55	110	18	1	194.180.11	
20	60	120	20	1	194.200.11	194.200.12
20	72	120	20	1	194.201.11	
20	102	165	20	1	194.202.11	

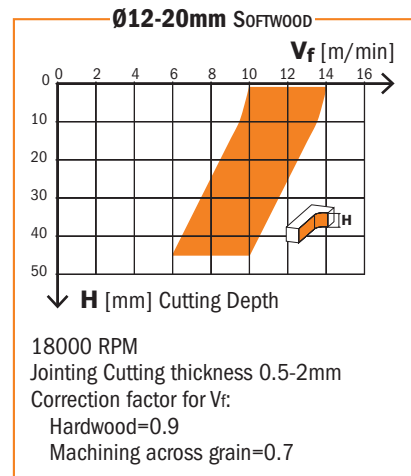
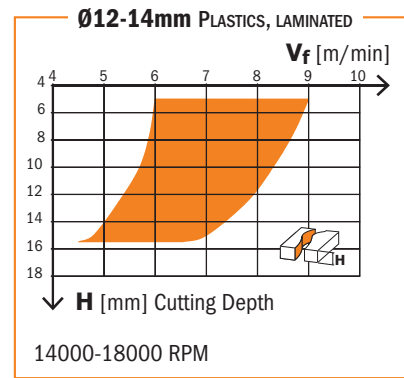
TECHNICAL DETAILS:

- Premium quality HWM.
- 3 spiral cutting edges [Z3].
- Provide an excellent finish on the upper side of the workpiece.
- **Downward chip ejection.**


APPLICATION:

used for ripping, template routing, panel sizing and any routing application on solid wood, wood composites, plastic materials and laminates. Can be used at a high feed speed on small, difficult to clamp workpieces.

Can be used on machining centres, point-to-point boring machines, CNC routers and hand-held routers equipped with chucks or adaptors.



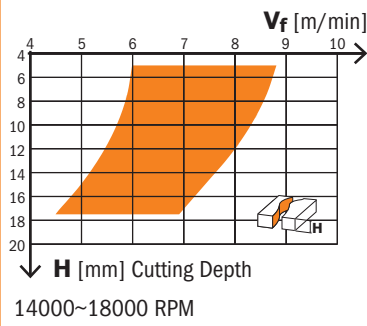
Results shown in this diagram are purely empirical, based merely on informative and hypothetical calculation. Each application may require different parameters in consideration of materials in use and machining conditions. CMT is not responsible for direct, indirect, incidental or consequential damages resulting from any defect, error or failure due to this diagram.



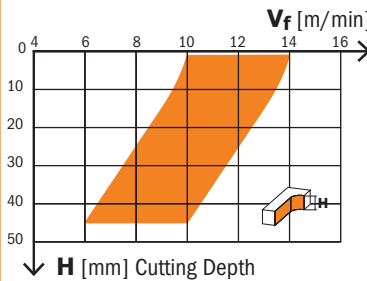
191

D mm	I mm	L mm	S mm	PACK Qty.	ORDER NO. Right-hand rotation
3	12	50	3	10	191.030.11
3	12	60	6	10	191.630.11
3	12	60	8	10	191.830.11
3,18	12,7	50,8	6,35	10	191.001.11
3,5	12	60	6	10	191.635.11
3,97	12,7	50,8	6,35	10	191.003.11
4	15	50	4	10	191.040.11
4	15	60	6	10	191.640.11
4	15	60	8	10	191.840.11
4,76	19,05	50,8	6,35	10	191.005.11
5	17	50	5	10	191.050.11
5	17	60	6	10	191.650.11
5	17	60	8	10	191.850.11
6	27	70	6	10	191.060.11
6	27	70	8	10	191.860.11
6,35	19,05	50,8	6,35	10	191.007.11
6,35	25,4	63,5	6,35	10	191.008.11
7	32	80	8	10	191.870.11
7,94	25,4	76,2	12,7	10	191.501.11
8	22	70	8	10	191.080.11
8	32	80	8	10	191.081.11
8	42	90	8	10	191.082.11
9	32	83	12	10	191.890.11
9,52	31,75	76,2	12,7	10	191.503.11
10	32	80	8	10	191.800.11
10	32	80	10	10	191.100.11
10	32	83	12	10	191.900.11
10	42	90	10	10	191.101.11
10	42	90	12	10	191.901.11
12	35	83	8	10	191.820.11
12	35	83	12	10	191.120.11
12	42	90	12	10	191.121.11
12	52	100	12	10	191.122.11
12,7	31,75	76,2	12,7	10	191.505.11
12,7	38,1	88,9	12,7	10	191.506.11
12,7	50,8	101,6	12,7	10	191.507.11
14	50	110	14	1	191.140.11
16	55	110	16	1	191.160.11
16	35	90	16	1	191.161.11
16	72	120	16	1	191.165.11
20	72	120	20	1	191.200.11

Ø12-14mm PLASTICS, LAMINATED



Ø12-20mm SOFTWOOD



18000 RPM
 Jointing Cutting thickness 0.5-2mm
 Correction factor for Vr:
 Hardwood=0.9
 Machining across grain=0.7

TECHNICAL DETAILS:

- Premium quality HWM.
- 2 spiral cutting edges [Z2].
- Provide an excellent finish on the lower side of the workpiece.
- **Upward chip ejection.**

APPLICATION:

used for ripping, template routing, panel sizing and any routing application on solid wood, wood composites, plastic materials and laminates. Can be used at a high feed speed on well-clamped workpieces. Can be used on machining centres, point-to-point boring machines, CNC routers and hand-held routers equipped with chucks or adaptors.



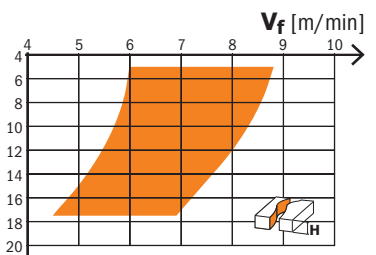
Results shown in this diagram are purely empirical, based merely on informative and hypothetical calculation. Each application may require different parameters in consideration of materials in use and machining conditions. CMT is not responsible for direct, indirect, incidental or consequential damages resulting from any defect, error or failure due to this diagram.



192

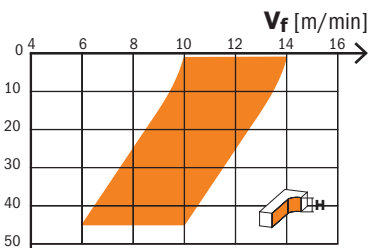
D mm	I mm	L mm	S mm	PACK QTY.	ORDER NO. Right-hand rotation
3	12	50	3	10	192.030.11
3	12	60	6	10	192.630.11
3	12	60	8	10	192.830.11
3,18	12,7	50,8	6,35	10	192.001.11
3,97	12,7	50,8	6,35	10	192.003.11
4	15	50	4	10	192.040.11
4	15	60	6	10	192.640.11
4	15	60	8	10	192.840.11
4,76	19,05	50,8	6,35	10	192.005.11
5	17	50	5	10	192.050.11
5	17	60	6	10	192.650.11
5	17	60	8	10	192.850.11
6	27	70	6	10	192.060.11
6	27	70	8	10	192.860.11
6,35	19,05	50,8	6,35	10	192.007.11
6,35	25,4	63,5	6,35	10	192.008.11
7,94	25,4	76,2	12,7	10	192.501.11
8	22	70	8	10	192.080.11
8	32	80	8	10	192.081.11
8	42	90	8	10	192.082.11
9,52	31,75	76,2	12,7	10	192.503.11
10	32	80	8	10	192.800.11
10	32	80	10	10	192.100.11
10	42	90	10	10	192.101.11
10	32	83	12	10	192.900.11
12	35	83	8	10	192.820.11
12	35	83	12	10	192.120.11
12,7	31,75	76,2	12,7	10	192.505.11
12,7	38,1	88,9	12,7	10	192.506.11
12,7	50,8	101,6	12,7	10	192.507.11
14	52	110	14	1	192.140.11
16	55	110	16	1	192.160.11

Ø12-14mm PLASTICS, LAMINATED



14000-18000 RPM

Ø12-20mm SOFTWOOD



18000 RPM
 Jointing Cutting thickness 0.5-2mm
 Correction factor for V_r :
 Hardwood=0.9
 Machining across grain=0.7

TECHNICAL DETAILS:

- Premium quality HWM.
- 2 spiral edges [Z2].
- Provide an excellent finish on the upper side of the workpiece.
- **Downward chip ejection.**

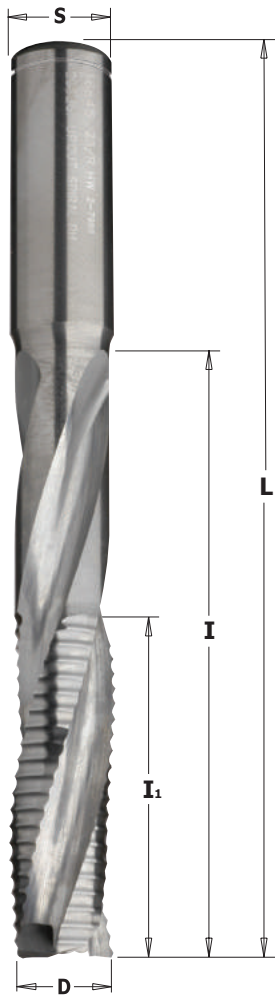
APPLICATION:

used for ripping, template routing, panel sizing and any routing application on solid wood, wood composites, plastic materials and laminates. Can be used at a high feed speed on small, difficult to clamp work pieces. Can be used on machining centres, point-to-point boring machines, CNC routers and hand-held routers equipped with chucks or adaptors.



Results shown in this diagram are purely empirical, based merely on informative and hypothetical calculation. Each application may require different parameters in consideration of materials in use and machining conditions. CMT is not responsible for direct, indirect, incidental or consequential damages resulting from any defect, error or failure due to this diagram.

Solid Carbide Upcut Spiral Bits for Locksets



195



D mm	I mm	I ₁ mm	L mm	S mm	PACK QTY.	ORDER NO. Right-hand rotation
With Chip-Breaker						
14	95*	45	150	14	1	195.142.11
14	125*	45	170	14	1	195.144.11
16	95*	45	150	16	1	195.162.11
16	120*	50	170	16	1	195.164.11
18	95*	45	150	18	1	195.182.11
Without Chip-Breaker						
16	95*	45	150	16	1	193.162.11

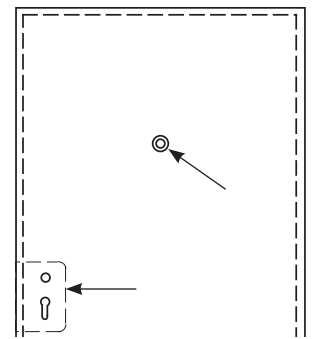
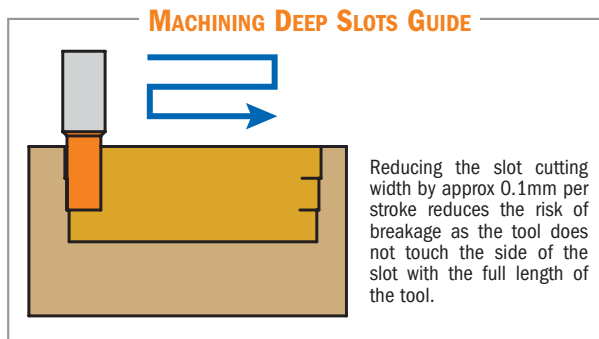
* The maximum cutting length is achieved in 2-3 passes.

TECHNICAL DETAILS:


- Premium quality HWM.
- 3 spiral cutting edges [Z3] and [Z3R].
- Max 0.3mm tooth depth.
- Provide an excellent finish on the lower side of the workpiece.
- Seat for seeger ring (not included).
- **Upward chip ejection.**

APPLICATION:

used for ripping, template routing, panel sizing and any routing application on solid wood, or wood composites. Can be used at a high feed speed on well-clamped workpieces. Can be used on machining centres, point-to-point boring machines, CNC routers and hand-held routers equipped with chucks or adaptors.



Solid Carbide Upcut with Spiral Bits Chip-Breaker for 60° V-Point Locksets



195.143/163



D mm	I mm	L mm	S mm	PACK QTY.	ORDER NO. Right-hand rotation
14	58	110	14	1	195.143.11
16	55	110	16	1	195.163.11

Solid Carbide Upcut Spiral Bits without Chip-Breaker for 60° V-Point Locksets

191.143/163



D mm	I mm	L mm	S mm	PACK QTY.	ORDER NO. Right-hand rotation
14	50	110	14	1	191.143.11
16	55	110	16	1	191.163.11


TECHNICAL DETAILS:

- Premium quality HWM.
- 3 spiral cutting edges [Z3].
- Provide an excellent finish on the lower side of the workpiece.
- **Upward chip ejection.**

APPLICATION:

used for ripping, template routing, panel sizing and any routing application on solid wood, or wood composites. Can be used at a high feed speed on well-clamped workpieces. Can be used on machining centres, point-to-point boring machines, CNC routers and hand-held routers equipped with chucks or adaptors.

Spiral Bits with Insert Knives & Chip-Breaker for Locksets



662

D mm	I mm	L mm	S mm	PACK Qty.	ORDER NO. Right-hand rotation
16	23/95*	150	16	1	662.160.11

Spare parts

790.230.2R	23x7x1.5mm 2-RT HWM knives (Minimum 10 pieces or multiple)
790.230.2R-X2	23x7x1.5mm 2-RT HWM knives (2-piece pack)
790.230.3R	23x7x1.5mm 3-RT HWM knives (Minimum 10 pieces or multiple)
790.230.3R-X2	23x7x1.5mm 3-RT HWM knives (2-piece pack)
990.082.00	M3x4x5.7mm T8 Torx TCPTI screw
991.063.00	T8 Torx key

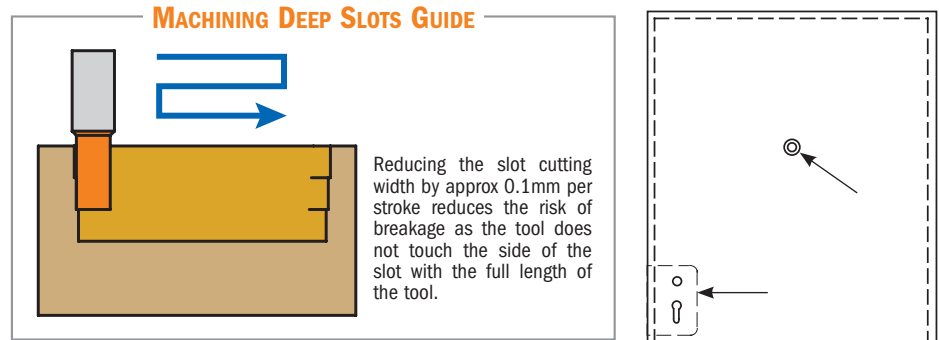
* The 95mm length is achieved in 4-5 passes.

TECHNICAL DETAILS:

- Densimet® tungsten heavy metal alloys for low-vibration.
- 2 cutting edges [Z2R].
- Chip-breaker teeth.

APPLICATION:

used for ripping, template routing, panel sizing and any routing application on solid wood, or wood composites. Can be used at a high feed speed on well-clamped workpieces. Can be used on machining centres, point-to-point boring machines, CNC routers and hand-held routers equipped with chucks or adaptors.



Upcut Spiral Bits with Chipbreaker for Glue-Laminated Wooden Beams



195



D mm	I mm	L mm	S mm	PACK Qty.	ORDER NO. Right-hand rotation
□ 30	170	235	30	1	Y195.300.51
40	165	235	30	1	195.400.51
50	215	295	30	1	195.500.51

On request

We manufacture bits without chipbreaker, with left-hand rotation and also in custom dimensions.

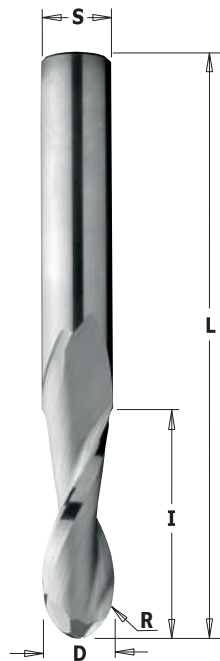
TECHNICAL DETAILS:

- High speed cobalt steel.
- 3 upcut spiral cutting edges with chipbreaker [Z3R].
- Resharpenable cutters.
- Max 6000~10000 RPM.
- Maximum feed speed 2m/minute.
- **Upward chip ejection.**

APPLICATION:

used for cutting, copying, and routing on glue-laminated wooden beams. For use on Hundegger machines.

Round Nose Solid Carbide Upcut Spiral Bits



199



D mm	R mm	I mm	L mm	S mm	PACK QTY.	ORDER NO. Right-hand rotation
3,18	1,6	12,7	50,8	6,35	10	199.001.11
6	3	27	70	6	10	199.060.11
6,35	3,18	25,4	63,5	6,35	10	199.008.11
8	4	32	80	8	10	199.081.11
9,52	4,76	28,57	76,2	9,52	10	199.504.11
10	5	32	80	10	10	199.100.11
12	6	35	80	12	10	199.120.11
12,7	6,35	31,75	76,2	12,7	10	199.505.11
15,88	7,94	57,15	109,5	15,88	1	199.509.11
16	8	55	110	16	1	199.160.11
19,05	9,52	57,15	109,5	19,05	1	199.511.11

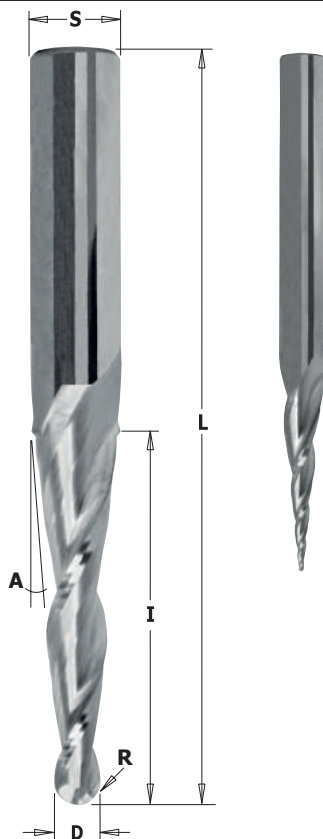
TECHNICAL DETAILS:

- Premium quality HWM.
- 2 upcut spiral cutting edges [Z2].
- Excellent finish on the lower side of the work piece.
- **Upward chip ejection.**

APPLICATION:

used for ripping, template routing, panel sizing and any routing application on solid wood, wood composites, plastic materials and laminates. Can be used at a high feed speed on well-clamped workpieces. For use on machining centers, point-to-point boring machines, CNC routers and hand-held routers equipped with chucks or adaptors.

Solid Carbide Upcut 2D/3D Carving Tapered Ball Nose Spiral Bits



152



D mm	R mm	A	I mm	L mm	S mm	Z	PACK QTY.	ORDER NO. Right-hand rotation
0,8	0,4	5,5°	25	70	6	3	10	152.060.082
0,8	0,4	6,2°	25,4	76,2	6,35	3	10	152.064.082
1,6	0,8	4,5°	25	70	6	3	10	152.060.162
1,6	0,8	5,4°	25,4	76,2	6,35	3	10	152.064.162
1,6	0,8	5,5°	30	80	8	3	10	152.080.163
2	1	3°	80	120	12	2	10	152.120.208
3,2	1,6	2,5°	30	70	6	3	10	152.060.323
3,2	1,6	3,6°	25,4	76,2	6,35	3	10	152.064.322
3,2	1,6	2,5°	50	90	8	3	10	152.080.325
6	3	3°	50	100	12	2	10	152.120.605
6,4	3,2	3°	50,8	101,6	12,7	2	10	152.127.635

TECHNICAL DETAILS:

- Premium quality HWM.
- Upcut spiral cutting edges [Z2/Z3].
- **Excellent finish on the lower side of the work piece.**
- Upward chip ejection.

APPLICATION:

specially designed for 2D and 3D CNC profiling and carving in plastic, aluminum & wood for several uses like:

- A perfect bit for 3D carving
- Precision 2D and 3D large scale carving
- Great for deep profiling
- Dimensional signage
- 3D millwork
- 2D and 3D contouring, profiling, modeling and pattern making for cabinetry, sign making, furniture making and jewelry mold making
- Perfect for model-makers on large 3D milling profiles in abrasive EPS foam and other materials.
- **Ideal on aluminum, plastic and wood-based materials.**

EXCELLENT FOR CUTTING:

- Acrylonitrile-Butadiene-Styrene (ABS)
- Acrylic
- Acrylic Stone
- Aluminum
- Brass
- Bronze
- Composite
- Copper
- Corian®
- Coroplast®
- Dibond®
- Ethafoam®
- Ethylene-vinyl Acetate Foam (EVA)
- Expanded Polypropylene (EPP)

- Expanded Polystyrene Foam (EPS)
- Extruded Polystyrene Foam (XPS)
- Fiberglass
- Fiberglass PCB Board
- Foam Board
- Graphite
- HDPE
- HDU
- 20lbs High Density Urethane
- Lexan®
- MDF/HDF
- PALFOAM™
- Phenolics
- Phenolic Composites

- Plastics
- Poly (methyl methacrylate) (PMMA)
- Polyethylene Foam
- Polyam®
- Polyurethane Foam
- PVC
- PVC Foam Board
- Sign Board
- Sign Foam
- Titanium
- Tooling Board
- Wood
- XPE (Cross Linked Polyethylene) Foam

TIPS FOR MILLING PLASTICS

- pay attention to heat input
- pay attention to chip-loads when using small diameters
- use air-blast to keep chip away and cooling the tool

DP Router Cutters with Shear Angle for Nesting (Densimet® Tungsten Heavy Metal Alloys)



143



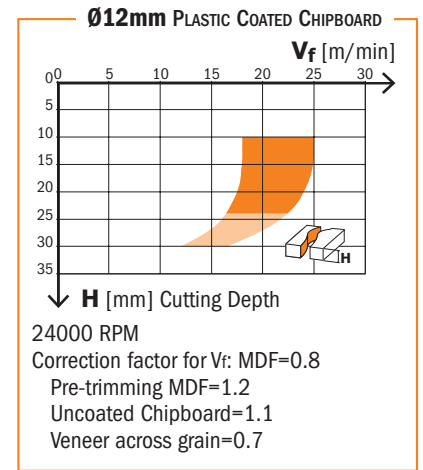
D mm	I mm	L mm	S mm	Z	PACK QTY.	ORDER NO. Right-hand rotation
12	25	70	12x40	3 (9 DP)	1	143.120.61
12	31	80	12x40	3 (12 DP)	1	143.121.61

TECHNICAL DETAILS:


- Densimet® tungsten heavy metal alloys for low-vibration.
- DP cutting edge (H2,5).
- Resharpener cutter (max 6 times).

APPLICATION:

to be used on all CNC routers for jointing, rabbeting, grooving, copying and dividing cuts of raw material, melamine and laminates, MDF, HPL and veneered panels. High performance on pre-and finish-routing.



DP Spiral Router Cutters with Shear Angle

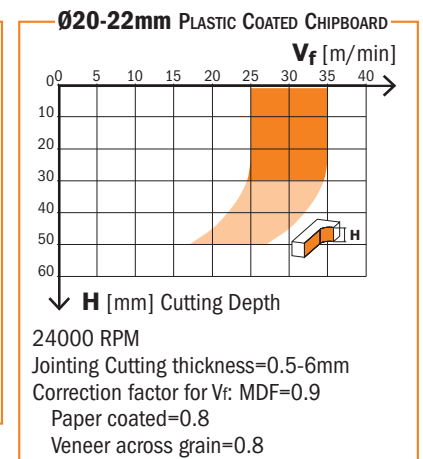
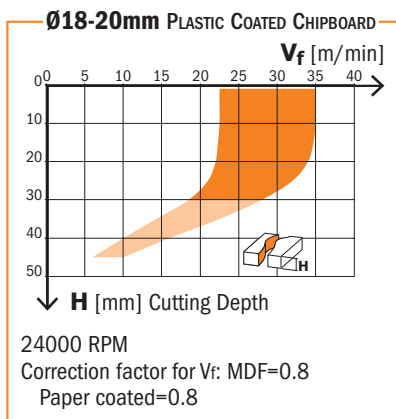


143



D mm	I mm	L mm	S mm	Z	PACK QTY.	ORDER NO. Right-hand rotation
18	25	82	20x50	3 (10 DP+1 HW)	1	143.180.61
18	30	87	20x50	3 (13 DP+1 HW)	1	143.181.61
18	35	92	20x50	3 (15 DP+1 HW)	1	143.182.61
20	25	82	20x50	3 (10 DP+1 HW)	1	143.200.61
20	30	85	20x50	3 (13 DP+1 HW)	1	143.201.61
20	35	92,5	20x50	3 (15 DP+1 HW)	1	143.202.61
20	40	97	20x50	3 (18 DP+1 HW)	1	143.203.61
20	45	102	20x50	3 (21 DP+1 HW)	1	143.204.61
20	50	106,5	20x50	3 (24 DP+1 HW)	1	143.205.61
20	55	111	20x50	3 (27 DP+1 HW)	1	143.206.61
20	60	116,5	20x50	3 (30 DP+1 HW)	1	143.207.61
20	65	121,5	20x50	3 (31 DP+1 HW)	1	143.208.61
22	30	92	25x50	3 (13 DP+1 HW)	1	143.220.61
□ 22	35	97	25x50	3 (15 DP+1 HW)	1	143.221.61
□ 22	40	102	25x50	3 (18 DP+1 HW)	1	143.222.61
□ 22	45	107	25x50	3 (21 DP+1 HW)	1	143.223.61
□ 22	50	112	25x50	3 (24 DP+1 HW)	1	143.224.61
□ 22	55	117	25x50	3 (27 DP+1 HW)	1	143.225.61
□ 22	60	122	25x50	3 (30 DP+1 HW)	1	143.226.61
□ 22	65	127	25x50	3 (31 DP+1 HW)	1	143.227.61
□ 22	70	132	25x50	3 (36 DP+1 HW)	1	143.228.61

□ On request



TECHNICAL DETAILS:

- Super strength steel.
- DP cutting edge (H4).
- HW plunging tip for diagonal plunge-cutting (Z-axis tool entrance).
- Resharpener cutter (max 10/12 times).

APPLICATION:

to be used on all CNC routers for jointing, rabbeting, grooving, copying and dividing cuts of raw material, melamine and laminates, MDF, HPL and veneered panels. High performance on pre-and finish-routing.



Results shown in this diagram are purely empirical, based merely on informative and hypothetical calculation. Each application may require different parameters in consideration of materials in use and machining conditions. CMT is not responsible for direct, indirect, incidental or consequential damages resulting from any defect, error or failure due to this diagram.

DP Router Cutters with Shear Angle



142



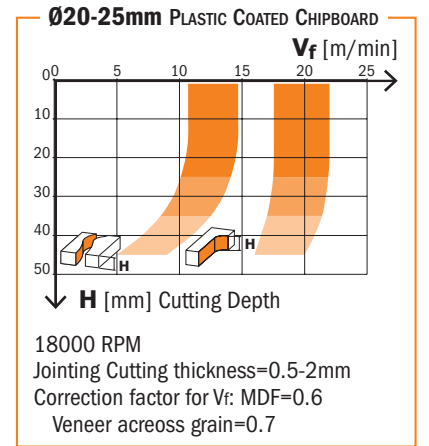
D mm	I mm	L mm	S mm	Z	PACK QTY.	ORDER NO. Right-hand rotation
20	27	85	20x50	2+2 (6 DP+1 HW)	1	142.200.61
20	36	95	20x50	2+2 (8 DP+1 HW)	1	142.201.61
20	45	105	20x50	2+2 (10 DP+1 HW)	1	142.202.61
20	55	115	20x50	2+2 (12 DP+1 HW)	1	142.203.61
25	27	90	25x55	2+2 (6 DP+1 HW)	1	142.250.61
25	36	100	25x55	2+2 (8 DP+1 HW)	1	142.251.61
25	45	110	25x55	2+2 (10 DP+1 HW)	1	142.252.61
25	55	120	25x55	2+2 (12 DP+1 HW)	1	142.253.61

TECHNICAL DETAILS:

- Super strength steel.
- DP cutting edge (H2,5).
- HW plunging tip for diagonal plunge-cutting (Z-axis tool entrance).
- Resharpenable cutter (max 3 times).

APPLICATION:

to be used on all CNC routers for jointing, rabbeting, grooving, copying and dividing cuts of raw material, melamine and laminates, MDF, HPL and veneered panels.



DP Router Cutters with 20° Shear Angle



142



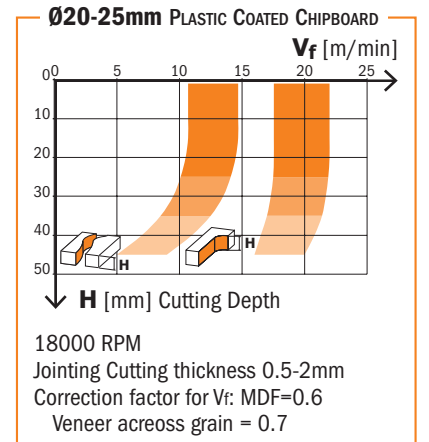
D mm	I mm	L mm	S mm	Z	PACK QTY.	ORDER NO. Right-hand rotation
20	25	85	20x45	2+2 (8 DP+1 HW)	1	142.720.61
20	30	90	20x45	2+2 (10 DP+1 HW)	1	142.721.61
20	35	95	20x45	2+2 (12 DP+1 HW)	1	142.722.61
20	40	100	20x45	2+2 (14 DP+1 HW)	1	142.723.61
20	45	105	20x45	2+2 (16 DP+1 HW)	1	142.724.61
20	50	110	20x45	2+2 (18 DP+1 HW)	1	142.725.61
20	55	115	20x45	2+2 (20 DP+1 HW)	1	142.726.61

TECHNICAL DETAILS:

- Super strength steel.
- Diamond cutting edges featuring 20° shear angle (H4).
- HW plunging tip for diagonal plunge-cutting (Z-axis tool entrance).
- Resharpenable cutters (max 8-10 times).

APPLICATION:

used on all CNC routers for jointing, rabbeting, grooving, copying and dividing raw material, melamine, laminated, MDF, HPL and veneered panels.



Results shown in this diagram are purely empirical, based merely on informative and hypothetical calculation. Each application may require different parameters in consideration of materials in use and machining conditions. CMT is not responsible for direct, indirect, incidental or consequential damages resulting from any defect, error or failure due to this diagram.

DP Router Cutters with Shear Angle



140



D mm	I mm	L mm	S mm	Z	PACK Qty.	ORDER NO. Right-hand rotation
10	25	72	12x40	1+1 (3 DP+1 HW)	1	140.03956
12	27	75	12x40	1+1 (3 DP+1 HW)	1	140.120.61
12	35	85	12x40	1+1 (4 DP+1 HW)	1	140.121.61
12,7	27	75	12,7x40	1+1 (3 DP+1 HW)	1	140.127.61
12,7	35	85	12,7x40	1+1 (4 DP+1 HW)	1	140.128.61
15,87	27	85	15,87x50	1+1 (3 DP+1 HW)	1	140.158.61
15,87	45	103	15,87x50	1+1 (5 DP+1 HW)	1	140.159.61
16	27	85	16x50	1+1 (3 DP+1 HW)	1	140.160.61
16	35	93	16x50	1+1 (4 DP+1 HW)	1	140.161.61
18	27	85	20x50	1+1 (3 DP+1 HW)	1	140.180.61
18	35	95	20x50	1+1 (4 DP+1 HW)	1	140.181.61
18	45	105	20x50	1+1 (5 DP+1 HW)	1	140.182.61
19,05	27	85	19,05x50	1+1 (3 DP+1 HW)	1	140.190.61
19,05	45	105	19,05x50	1+1 (5 DP+1 HW)	1	140.192.61
20	27	85	20x50	1+1 (3 DP+1 HW)	1	140.200.61
20	35	95	20x50	1+1 (4 DP+1 HW)	1	140.201.61
20	45	105	20x50	1+1 (5 DP+1 HW)	1	140.202.61
20	55	115	20x50	1+1 (6 DP+1 HW)	1	140.203.61

TECHNICAL DETAILS:

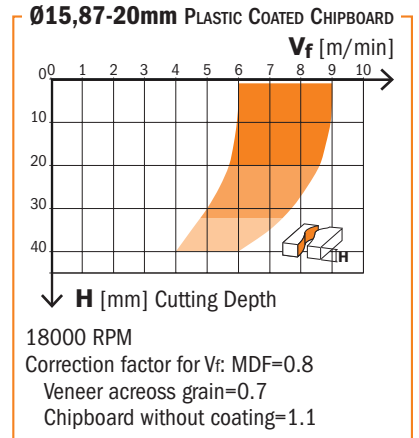
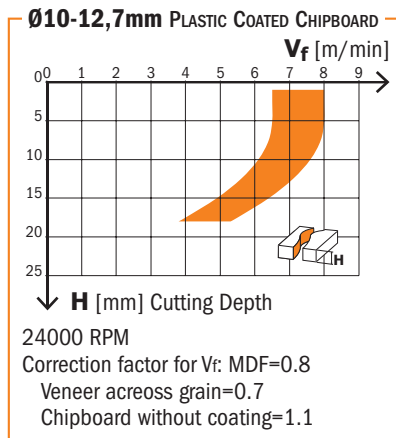
- Super strength steel.
- DP cutting edge (H2,5).
- HW plunging tip for diagonal plunge-cutting (Z-axis tool entrance).
- Resharpener cutter (max 3 times).

APPLICATION:

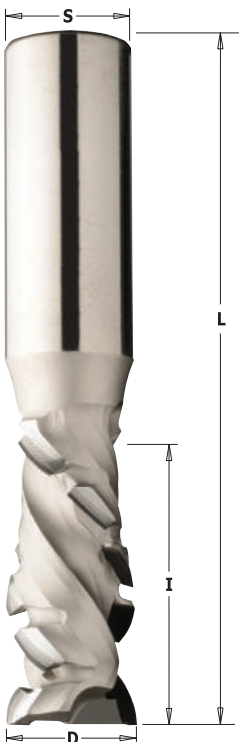
to be used on all CNC routers for jointing, rabbeting, grooving and copying of raw material, melamine and laminates, MDF, HPL and veneered panels.



Results shown in this diagram are purely empirical, based merely on informative and hypothetical calculation. Each application may require different parameters in consideration of materials in use and machining conditions. CMT is not responsible for direct, indirect, incidental or consequential damages resulting from any defect, error or failure due to this diagram.



DP Router Cutters with 45° Shear Angle



140



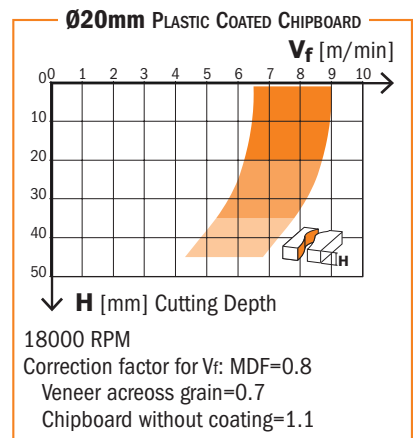
D mm	I mm	L mm	S mm	Z	PACK Qty.	ORDER NO. Right-hand rotation
20	25	85	20x50	1+1 (6 DP+1 HW)	1	140.720.61
20	35	95	20x50	1+1 (8 DP+1 HW)	1	140.721.61
20	45	105	20x50	1+1 (9 DP+1 HW)	1	140.722.61

TECHNICAL DETAILS:


- Super strength steel.
- Diamond cutting edges featuring 45° shear angle (H4).
- HW plunging tip for plunge cutting.
- Resharpener cutters (max 8-9 times).

APPLICATION:

to be used on all CNC routers for jointing, rabbeting, grooving and copying of raw material, melamine and laminates, MDF, HPL and veneered panels.



DP Router Cutters with 40° Shear Angle



145



D mm	I mm	L mm	S mm	Z	PACK QTY.	ORDER NO. Right-hand rotation
50	23	80	25x55	3+3 (9 DP)	1	145.501.61
50	23	80	25x55	4+4 (12 DP)	1	145.511.61
50	28	85	25x55	3+3 (12 DP)	1	145.502.61
50	28	85	25x55	4+4 (16 DP)	1	145.512.61
50	38	95	25x55	3+3 (18 DP)	1	145.503.61
50	38	95	25x55	4+4 (24 DP)	1	145.513.61

On request

TECHNICAL DETAILS:

- Super strength steel.
- "H4" diamond cutting edges featuring 40° shear angle.
- Resharpenable cutters (max 8-10 times).
- Maximum feed speed 30m/minute.

APPLICATION:

used on all CNC routers for jointing, rabbeting, grooving, copying and dividing raw material, melamine, laminated, MDF, HPL and veneered panels. High performance routing.

DP Router Cutters with Negative Shear Angle



141 (HWM tool body)



D mm	I mm	L mm	S mm	Z	PACK QTY.	ORDER NO. Right-hand rotation
6	10	60	6	1 neg.	1	141.260.61
8	15	65	8	1 neg.	1	141.280.61
10	15	65	10	1 neg.	1	141.300.61
12	20	70	12	1 neg.	1	141.320.61



Negative Cutting Edge

TECHNICAL DETAILS:

- Special super-micrograin carbide formulation
- Straight cutting edge.
- DP (H3).
- Resharpenable cutter (max 3 times).
- Feed speed on MDF 3-4 m/min for cutter Ø6 and Ø8mm and 4-5m/minute for Ø10 and Ø12mm

APPLICATION:

to be used on all CNC routers for jointing and sizing of solid wood and wood-based panels.


DP Router Cutters



141



D mm	I mm	L mm	S mm	Z	PACK QTY.	ORDER NO. Right-hand rotation
6	8	65	12x40	1	1	141.060.61
8	12	65	12x40	1	1	141.080.61
*10	22	75	12x40	1+1	1	141.101.61




* Construction Z1+1 for 141.101.61 item

TECHNICAL DETAILS:

- Super strength steel.
- DP cutting edge (H2,5).
- HW plunging tip for diagonal plunge-cutting.
- Resharpenable cutter (max 3 times).
- Max feed speed 4 m/min.

APPLICATION:

to be used on all CNC routers for jointing and sizing of solid wood and wood-based panels.



174



D mm	I mm	L mm	S mm	PACK QTY.	ORDER NO. Right-hand rotation
3	10	55	8	10	174.030.11
4	10	55	8	10	174.040.11
5	12	55	8	10	174.050.11
6	14	55	8	10	174.060.11
7	20	55	8	10	174.070.11

TECHNICAL DETAILS:

- Premium quality HWM.
- 2 radial relief cutting edges [Z2].

Router Cutters



174



D mm	I mm	L mm	S mm	PACK QTY.	ORDER NO. Right-hand rotation
8	20	55	8	10	174.080.11
8	30	70	8	10	174.081.11
8	40	90	8	10	174.082.11
9	20	55	8	10	174.090.11
10	20	60	8	10	174.100.11
10	30	70	8	10	174.102.11
10	40	90	8	10	174.101.11
11	20	60	8	10	174.110.11
12	20	60	8	10	174.120.11
12	30	70	8	10	174.122.11
12	40	90	8	10	174.121.11
13	20	60	8	10	174.130.11
14	20	60	8	10	174.140.11
14	30	70	8	10	174.142.11
14	40	90	8	10	174.141.11
15	20	60	8	10	174.150.11
16	20	70	8	10	174.160.11
16	30	70	8	10	174.162.11
16	40	90	8	10	174.161.11
18	20	70	8	10	174.180.11
18	30	70	8	10	174.181.11
18	40	80	8	10	174.182.11
19	20	70	8	10	174.190.11
20	20	70	8	10	174.200.11
20	30	70	8	10	174.201.11
20	40	90	8	10	174.202.11
22	20	70	8	10	174.220.11
22	30	70	8	10	174.221.11
22	40	90	8	10	174.222.11
<small>new</small> 23,5	20	70	8	10	174.235.11
24	20	70	8	10	174.240.11
24	30	70	8	10	174.241.11
24	40	90	8	10	174.242.11
25	20	70	8	10	174.250.11
26	20	70	8	10	174.260.11
26	30	70	8	10	174.261.11
28	20	70	8	10	174.280.11
28	30	70	8	10	174.281.11
29	20	70	8	10	174.290.11
30	20	70	8	10	174.300.11

HW plunge centre tip




TECHNICAL DETAILS:

- Super strength steel.
- 2 precision ground HW cutting edges and 1 HW plunge centre tip [Z2+1].

APPLICATION:

used for drilling, grooving or jointing on solid wood and wood composites. Can be used on machining centres, CNC routers and hand-held routers equipped with chucks or adaptors.



112



D mm	I mm	L mm	S mm	PACK QTY.	ORDER NO. Right-hand rotation
3	10	48	9,5	50	112.030.11
4	10	48	9,5	50	112.040.11
5	12	39	9,5	50	112.050.11
6	14	41	9,5	50	112.060.11
7	16	43	9,5	50	112.070.11
8	18	48	9,5	50	112.080.11
8	30	60	9,5	50	112.081.11
9	20	52	9,5	50	112.090.11
10*	22	52	9,5	50	112.100.11
10*	35	65	9,5	50	112.101.11
11*	26	52	9,5	10	112.110.11
12*	26	52	9,5	10	112.120.11

* Super strength steel
2 precision ground HW cutting edges [Z2+1]

TECHNICAL DETAILS:

- Premium quality HWM.
- 2 radial relief cutting edges [Z2+1].

HW plunge centre tip



Router Cutters



113



D mm	I mm	L mm	S mm	PACK QTY.	ORDER NO. Right-hand rotation
12	26	52	12	10	113.120.11
12	40	70	12	10	113.121.11
13	26	52	12	10	113.130.11
14	28	56	12	10	113.140.11
14	40	72	12	10	113.141.11
15	32	60	12	10	113.150.11
16	32	60	12	10	113.160.11
16	40	72	12	10	113.161.11
17	35	64	12	10	113.170.11
18	35	64	12	10	113.180.11
19	38	68	12	1	113.190.11
20	38	68	12	1	113.200.11
22	40	72	12	1	113.220.11
24	40	72	12	1	113.240.11
25	40	72	12	1	113.250.11
26	42	74	12	1	113.260.11
28	42	74	12	1	113.280.11
30	42	74	12	1	113.300.11

TECHNICAL DETAILS:

- Super strength steel.
- 2 precision ground HW cutting edges and 1 HW plunge centre tip [Z2+1].

APPLICATION:

used for grooving, jointing and routing on solid wood, wood composites, plastic materials and laminates.

HW plunge centre tip





HW plunge centre tip



TECHNICAL DETAILS:

- Premium quality HWM.
- 2 radial relief cutting edges [Z2].
- 1 HW [Z1] plunge centre tip.

APPLICATION:

for grooving, jointing and routing on solid wood, wood composites, plastic materials and laminates.

175



D mm	I mm	L mm	S mm	PACK QTY.	ORDER NO. Right-hand rotation
• 4	10	65	10	50	175.040.11
• 5	12	65	10	50	175.050.11
• 6	14	65	10	50	175.060.11
• 7	17	65	10	50	175.070.11
8	20	65	10	50	175.080.11
10	25	70	10	50	175.100.11
12	25	70	10	10	175.120.11
14	25	70	10	10	175.140.11
15	25	70	10	10	175.150.11
16	25	70	10	10	175.160.11
18	25	70	10	10	175.180.11
20	25	70	10	10	175.200.11
22	25	70	10	10	175.220.11
24	25	70	10	10	175.240.11
25	25	70	10	10	175.250.11
26	25	70	10	10	175.260.11
30	25	70	10	10	175.300.11
35	25	70	10	10	175.350.11

• HWM

176



D mm	I mm	L mm	S mm	PACK QTY.	ORDER NO. Right-hand rotation
10	40	87	10	10	176.100.11
12	40	87	10	10	176.120.11
14	40	87	10	10	176.140.11
15	40	87	10	10	176.150.11
16	40	87	10	10	176.160.11
18	40	87	10	10	176.180.11
20	40	87	10	10	176.200.11

177



D mm	I mm	L mm	S mm	PACK QTY.	ORDER NO. Right-hand rotation
10	35	90	12	10	177.100.11
12	35	90	12	10	177.120.11
12	50	100	12	10	177.121.11
14	35	90	12	10	177.140.11
16	35	90	12	10	177.160.11
16	60	110	12	10	177.161.11
18	35	90	12	10	177.180.11
18	60	110	12	10	177.181.11
20	35	90	12	10	177.200.11
22	35	90	12	10	177.220.11
24	35	90	12	10	177.240.11
25	35	90	12	10	177.250.11
26	35	90	12	10	177.260.11
28	35	90	12	10	177.280.11
30	35	90	12	10	177.300.11
35	35	90	12	10	177.350.11


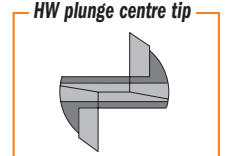
TECHNICAL DETAILS:

- Super strength steel.
- 2 precision ground HW cutting edges and 1 HW plunge centre tip [Z2+1].

APPLICATION:

used for grooving, jointing and general routing operation on solid wood, wood composites, plastics and laminates. Can be used on machining centres, CNC routers and hand-held routers.

HW plunge centre tip



Straight Router Cutters with Insert Knives



653



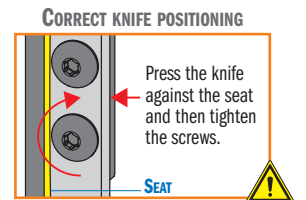
D mm	I mm	L mm	S mm	Spare Knives		PACK QTY.	ORDER NO. Right-hand rotation
				side	top		
16	28,3	92	20	790.283.12	790.075.00	10	653.661.11
16	48,3	111,5	20	790.483.12	790.075.00	10	653.662.11
18	48,3	111,5	20	790.483.12	790.075.00	10	653.681.11
20	48,3	111,5	20	790.483.12	790.096.00	10	653.701.11

Spare parts

790.075.00	7,5x12x1,5mm knife (In 10-piece pack or multiple)
790.096.00	9,6x12x1,5mm knife (In 10-piece pack or multiple)
790.283.12	28,3x12x1,5mm knife (In 10-piece pack or multiple)
790.483.12	48,3x12x1,5mm knife (In 10-piece pack or multiple)
990.072.00	M3,5x3,5mm Torx screw
990.074.00	M4x3,5mm Torx screw
990.075.00	M4x6mm Torx screw
991.061.00	T15 Torx key

TECHNICAL DETAILS:
 - Super strength steel.
 - 2 cutting edges [Z1+1].

APPLICATION:
 straight router bit with one replaceable plunging knife and one-sided knife fixed by special Torx screws. The body is precision balanced. For finishing and routing, plunge cutting and grooving in board materials (laminated chipboards, MDF) and hardwood.
 For use on CNC machining centres.



Spoilboard Surfacing Router Cutters with Insert Knives



663



D mm	I mm	L mm	S mm	PACK QTY.	ORDER NO. Right-hand rotation	Spare parts	
60	12	80	12x50	1	663.004.11	790.120.03	990.075.00
80	12	90	20x60	1	663.003.11	790.120.03	990.075.00

Spare parts

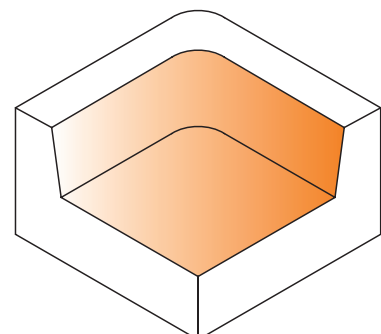
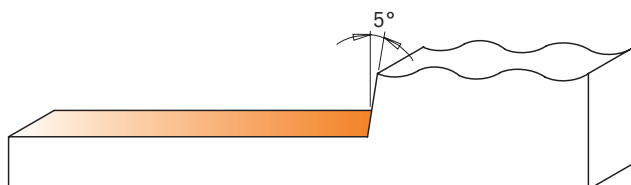
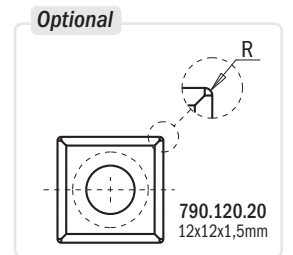
991.061.00	T15 Torx key
990.036.00	M8x25mm TE screw (only for 663.003.11)
990.020.00	Hex nut for threaded arbors M8 (only for 663.003.11)
790.120.03	Are supplied in 10-piece pack or multiple

The screw 990.036.00 and the nut 990.020.00 (on the shank) only fit item 663.003.11

TECHNICAL DETAILS:
 - Super strength steel.
 - 3 cutting edges [Z3].

APPLICATION:
 the new router bit for CNC routers is ideal for fast removal of material over a large surface area leaving an improved finish at the bottom of the cut. Used on soft and hardwood, particle board and MDF. The cutter uses 4-sided inserts in super micrograin carbide.

A cost effective solution compared to brazed router bits and solid carbide spiral bits.



Mini Spoilboard Surfacing Cutters with Insert Knives



663



D mm	I mm	L mm	S mm	PACK Qty.	ORDER NO.	Spare parts	
38	12	60	12x35	1	663.005.11	790.120.03	990.075.00

Spare parts 991.061.00 T15 Torx key

790.120.03 are supplied in 10-piece pack or multiple

TECHNICAL DETAILS:

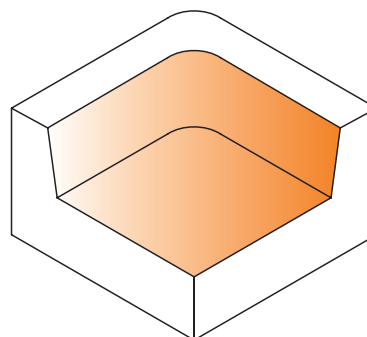
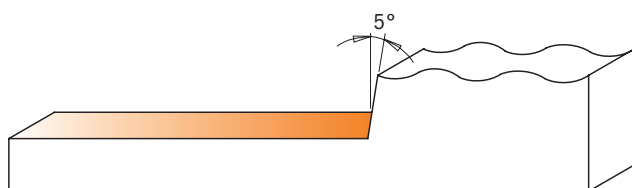
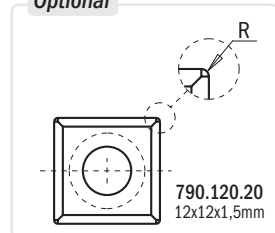
- Super strength steel.
- 3 cutting edges [Z3].

APPLICATION:

the new router bit for CNC routers is ideal for fast removal of material over a large surface area leaving an improved finish at the bottom of the cut. Used on soft and hardwood, particle board and MDF. The cutter uses 4-sided inserts in super micrograin carbide.

A cost effective solution compared to brazed router bits and solid carbide spiral bits.

Optional



Universal Profile Cutter for CNC Machines



663.301



D mm	I mm	L mm	S mm	PACK Qty.	ORDER NO.
65	40-50	93	20	1	663.301.11

Spare parts 692.999.01 38x15x16mm wedge for cutter
990.068.00 M5x5mm TCEI screw
991.064.00 Hex key 4mm

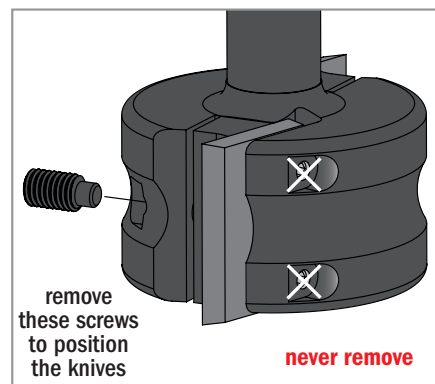
TECHNICAL DETAILS:

- Super Strength steel.
- 2 cutting edges [Z2] for knives 40x4mm and 50x4mm.

APPLICATION:

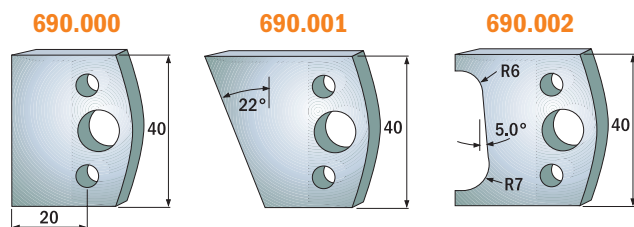
for universal profiling of solid wood on CNC router machines. For cutting width 40mm and 50mm (serie 690). Profile knives may only be ordered and used in pairs. For router machines with mechanical feed.

USEFUL TIPS: for enhanced safety, when using 50mm knives, it is recommended to carry out the cut in several passes.

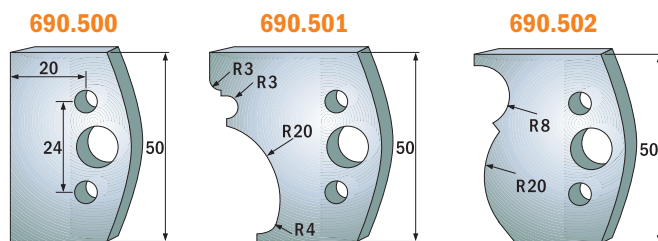


Knives not included in cutter package.

TO BE USED WITH SP KNIVES SERIES 690 (SEE PAGE 116~129)




Profile knives cutting length=40mm (serie 690)



Profile knives cutting length=50mm (serie 690.5)

Adjustable Chamfering CNC Cutter



663.201

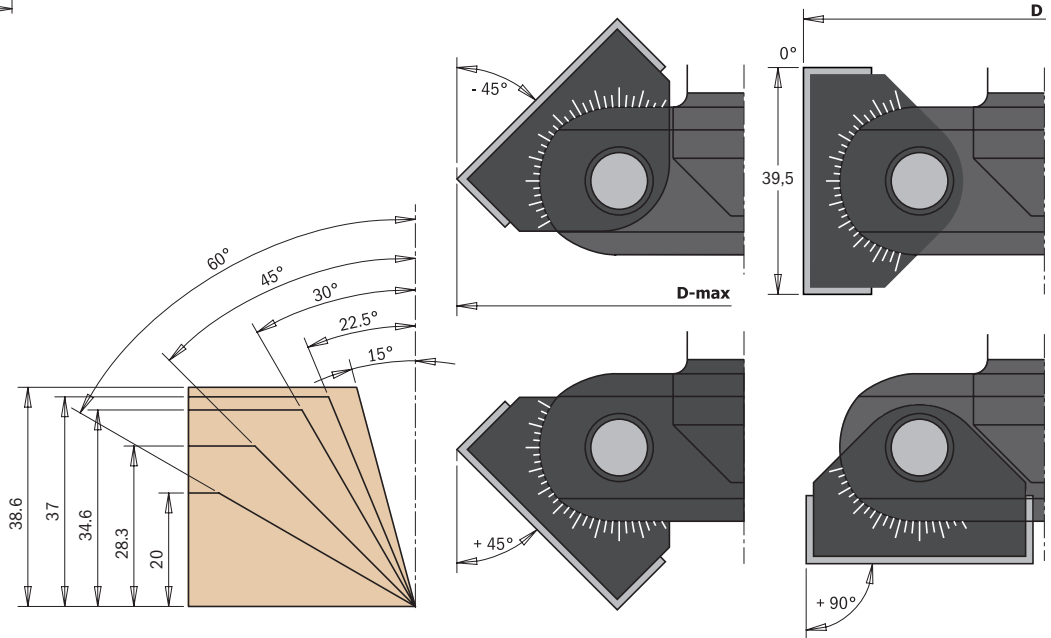


D mm	D_Max 45° mm	I mm	A	L mm	S mm	PACK QTY.	ORDER NO. Right-hand rotation
85	102	39,5	0°-45° - 0°+90°	92	20	1	663.201.11

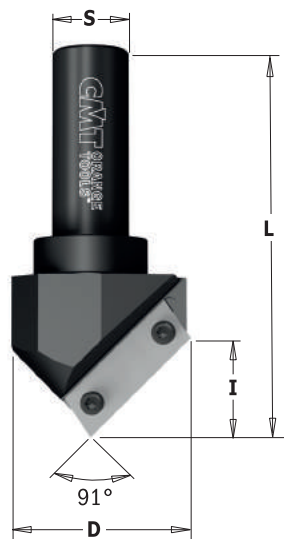
- Spare parts**
- 790.395.12 39,5x12x1,5mm knife (In 10-piece pack or multiple)
 - 663.999.01 38x6x12mm wedge
 - 990.087.00 M6x8mm STEI screw (4x2mm threaded pin)
 - 991.067.00 3mm hex key
 - 663.999.02 Kit with 2 wedges and 1 screw for blocking rotation
 - 990.099.00 M8x25mm TCEI screw
 - 990.023.00 M8 (4mm) nut
 - 991.081.00 4mm "T" hex key

TECHNICAL DETAILS: tool body in steel, two TC reversible knives in swiveling blade carriers. Cutting on periphery and both sides. Swiveling range towards top 0-45°, toward bottom 0-90°, infinitely variable adjustment according to precise scale. With positive stops at 7,5° through adjustment aide. No displacement of adjusted beveling angle when replacing blades. Right-hand rotation.

APPLICATION: for jointing, rebating and chamfering of solid wood and wooden boards. Suitable for CNC router machines and stationary router machine with manual or mechanical feed.



V-Groove - Folding - Signmaking CNC Router Cutters with Insert Knives



663.101



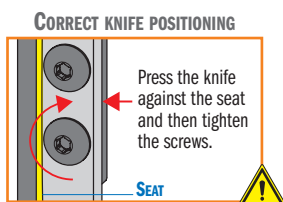
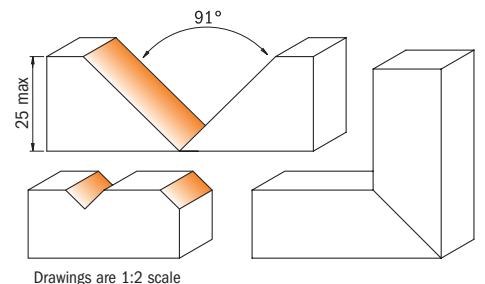
D mm	I mm	L mm	S mm	PACK QTY.	ORDER NO. Right-hand rotation
52	25	100	20	1	663.101.11

- Spare parts**
- 790.360.01 36x12x1,5mm knife (In 10-piece pack or multiple)
 - 990.073.00 M3,5x5x7,2mm Torx T15 screw
 - 991.061.00 T15 Torx key
 - 990.036.00 M8x25mm TE screw
 - 990.020.00 Hex nut for threaded arbors M8

- Optional**
- S790.360.03 36x12x1,5mm HW-SMG replaceable knife (4 cutting edges 35°)

TECHNICAL DETAILS:
 - Super Strength steel.
 - 1 cutting edges [Z1].

APPLICATION: this innovative CNC router bit offers you an endless range of possibilities for V-Groove, miter folds, signmaking, lettering and chamfer edges. The tool mounts a high grade HWM reversible knife ideal for general purpose, chipboard and plywood, but a higher quality is available for laminated and MDF material.



Drawings are 1:2 scale

Complete Set for Decorating on MDF



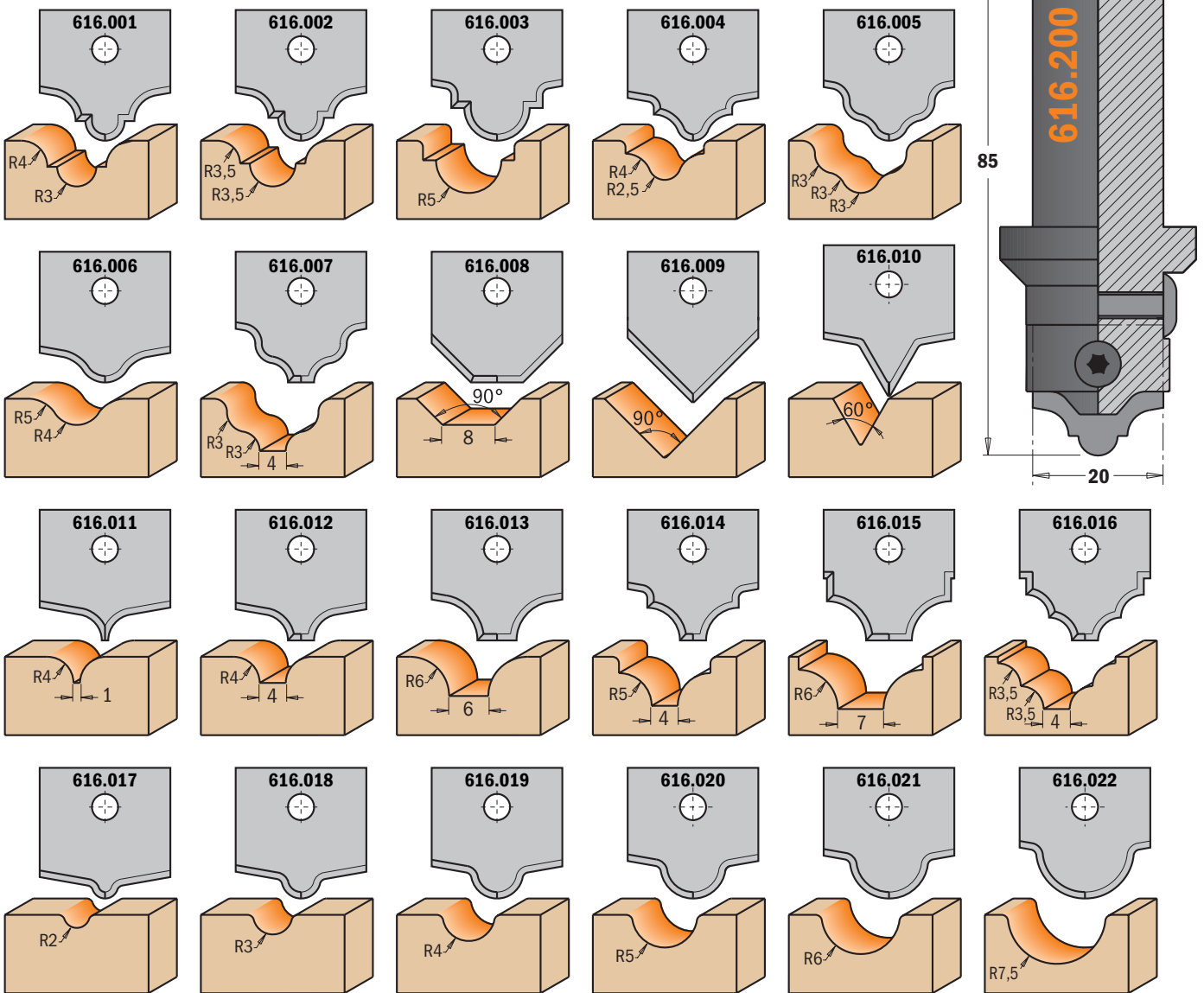
616.000.01

This unique system includes a tool body with 22 profile knives designed for multiple applications on your CNC routers. Ideal for MDF, laminates, veneers, plastic, wood and solid surface materials.

TECHNICAL DETAILS:

Knives 20x20x2mm.

We recommend re-sharpening the knives on profile cutting edge.



Drawings are 1:1 scale

DESCRIPTION	S mm	PACK QTY.	ORDER NO. Right-hand rotation	Spare parts		
Complete Set for Decorating on MDF	20	10	616.000.01	616.200	990.077.00	991.061.00
Router cutter body with shank Ø20mm (insert knives not included)	20	10	616.200		990.077.00	991.061.00
Router cutter body with shank Ø12mm (insert knives not included)	12	10	616.120		990.077.00	991.061.00

REMARK: tool body and insert knives can be sold individually.

Complete Set for MDF Doors

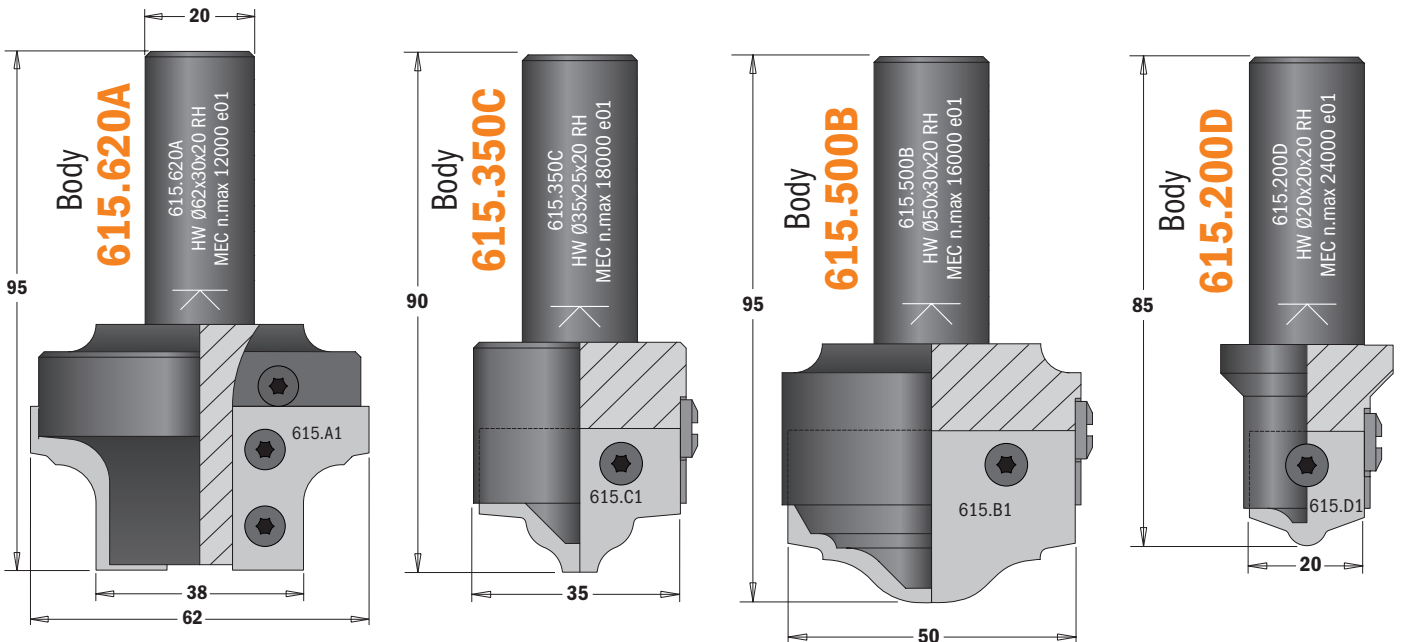


615.004.01

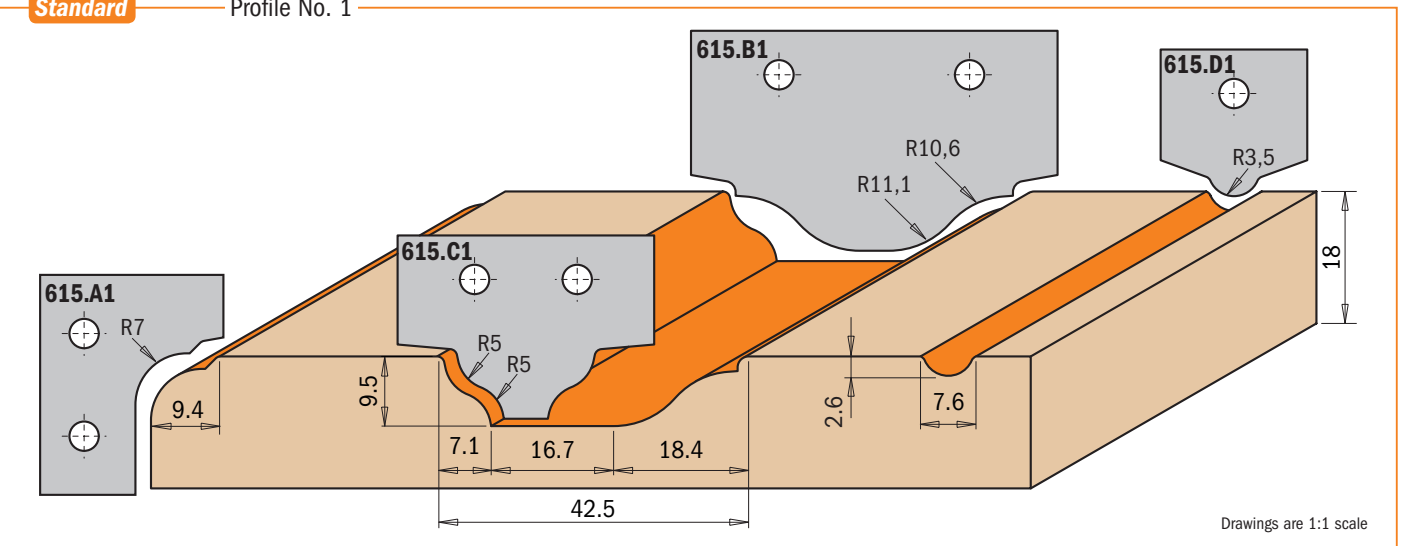


Open some new doors with CMT. Our 4-piece set includes the most popular profile to make MDF panel doors for kitchens and bathrooms. Each bit is made from bar stock steel and is equipped with 5 different profile knives allowing enormous possibilities for easy and economical construction. The highest materials, the lowest tolerance in balancing and the precision in the sharpening of the knives let you obtain a smooth finish on your CNC machine.

- Spare parts**
- 991.061.00 T15 Torx key
 - 990.073.00 M3,5x5mm Torx screw
 - 990.075.00 M4x6mm Torx screw
 - 990.077.00 M3,5x7mm Torx screw



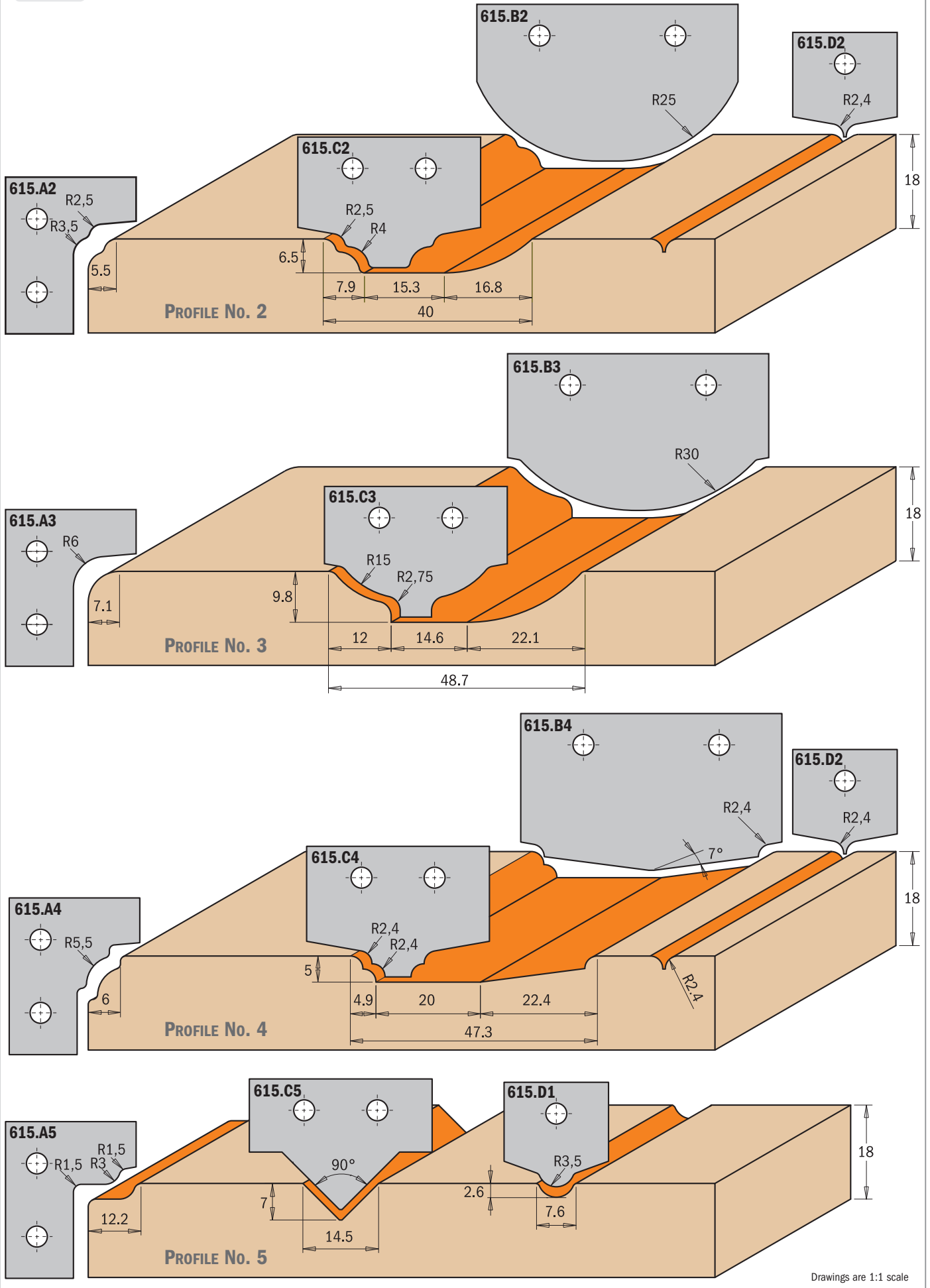
Standard Profile No. 1




Drawings are 1:1 scale

DESCRIPTION	S mm	PACK QTY.	ORDER NO.
Complete Set for MDF Doors (Profile no. 1)	20	1	615.004.01

Optional



Slot Mortising Bits with Chip-Breaker



102

D mm	I mm	L mm	S mm	PACK QTY.	ORDER NO. Right-hand rotation	ORDER NO. Left-hand rotation
6	50	105	16	10	102.060.31	102.060.32
7	55	110	16	10	102.070.31	102.070.32
8	60	115	16	10	102.080.31	102.080.32
9	65	120	16	10	102.090.31	102.090.32
10	70	125	16	10	102.100.31	102.100.32
11	75	130	16	10	102.110.31	102.110.32
12	80	135	16	10	102.120.31	102.120.32
13	85	140	16	10	102.130.31	102.130.32
14	90	145	16	10	102.140.31	102.140.32
15	95	150	16	10	102.150.31	102.150.32
16	100	155	16	10	102.160.31	102.160.32
17	105	160	16	10	102.170.31	102.170.32
18	110	165	16	10	102.180.31	102.180.32
19	115	170	16	10	102.190.31	102.190.32
20	120	175	16	10	102.200.31	102.200.32
22	125	180	16	10	102.220.31	102.220.32
24	125	180	16	10	102.240.31	102.240.32

172

D mm	I mm	L mm	S mm	PACK QTY.	ORDER NO. Right-hand rotation	ORDER NO. Left-hand rotation
6	50	105	13	10	172.060.31	172.060.32
7	55	110	13	10	172.070.31	172.070.32
8	60	115	13	10	172.080.31	172.080.32
9	65	120	13	10	172.090.31	172.090.32
10	70	125	13	10	172.100.31	172.100.32
11	75	130	13	10	172.110.31	172.110.32
12	80	135	13	10	172.120.31	172.120.32
13	85	140	13	10	172.130.31	172.130.32
14	90	145	13	10	172.140.31	172.140.32
15	95	150	13	10	172.150.31	172.150.32
16	100	155	13	10	172.160.31	172.160.32
18	110	165	13	10	172.180.31	172.180.32
20	120	175	13	10	172.200.31	172.200.32

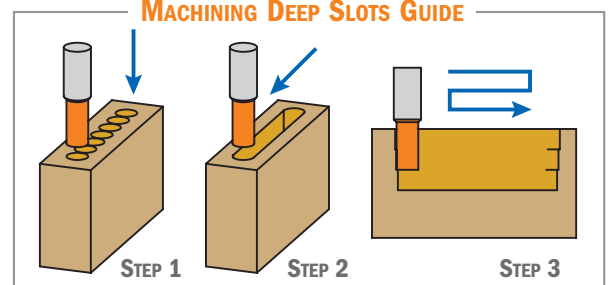
TECHNICAL DETAILS:

- Long-lasting cutting performance.
- 2 HL precision ground straight cutting edges with chip-breaker teeth [Z2R].

APPLICATION:

for cutting mortise slots in soft and hardwood. Used on machining centres equipped with chucks.

MACHINING DEEP SLOTS GUIDE



6-Piece Mortising Bit Sets

102-172




Ideal for heavy mortise jobs. Made of super strength high speed steel and available in left-hand or right-hand rotation. Safely packaged in a hardwood and glass box for protection, these sets are economical and a perfect addition to any workshop.

S mm	D mm	PACK QTY.	ORDER NO. Right-hand rotation	ORDER NO. Left-hand rotation
16	6-8-10-12-14-16	1	102.001.00	102.001.10
13	6-8-10-12-14-16	1	172.001.00	172.001.10



Twisted Slot Mortising Bits with Chip-Breaker



161



D mm	I mm	L mm	S mm	PACK QTY.	ORDER NO. Right-hand rotation	ORDER NO. Left-hand rotation
6	60	120	16	10	161.060.31	161.060.32
8	70	130	16	10	161.080.31	161.080.32
10	80	140	16	10	161.100.31	161.100.32
12	90	150	16	10	161.120.31	161.120.32
14	100	160	16	10	161.140.31	161.140.32
16	110	170	16	10	161.160.31	161.160.32

160



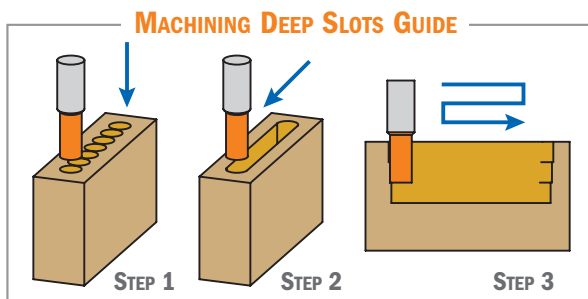
D mm	I mm	L mm	S mm	PACK QTY.	ORDER NO. Right-hand rotation	ORDER NO. Left-hand rotation
6	60	120	13	10	160.060.31	160.060.32
8	70	130	13	10	160.080.31	160.080.32
10	80	140	13	10	160.100.31	160.100.32
12	90	150	13	10	160.120.31	160.120.32
14	100	160	13	10	160.140.31	160.140.32
16	110	170	13	10	160.160.31	160.160.32

TECHNICAL DETAILS:

- Long-lasting cutting performance.
- 2 HSS precision ground twisted cutting edges with chip-breaker teeth [Z2R].

APPLICATION:

for cutting mortise slots in soft and hardwood. Used on machining centres equipped with chucks. RPM 3000~5000



6-Piece Mortising Bit Sets



160-161



Ideal for heavy mortise jobs. Made of super strength high speed steel and available in left-hand or right-hand rotation. Safely packaged in a hardwood and glass box for protection, these sets are economical and a perfect addition to any workshop.

S mm	D mm	PACK QTY.	ORDER NO. Right-hand rotation	ORDER NO. Left-hand rotation
16	6-8-10-12-14-16	10	161.001.00	161.001.10
13	6-8-10-12-14-16	10	160.001.00	160.001.10

Slot & Mortise Boring Bits



164



D mm	L mm	S mm	PACK QTY.	ORDER NO. Right-hand rotation
18	100	M12x1	1	164.180.11
20	100	M12x1	1	164.200.11
22	100	M12x1	1	164.220.11


TECHNICAL DETAILS:

- Super strength steel.
- HW cutting head with precision balanced centre point.
- 2 HW precision ground cutting edges [Z2].
- 2 negatively ground spurs [V2].

APPLICATION:

used for drilling blind holes in solid wood, wood composites, plastic and laminated materials. Used on slot and mortise machines equipped with chucks.

Slot & Mortise Boring Bits



166-167



d mm	D mm	I mm	L mm	S mm	PACK QTY.	ORDER NO. Right-hand rotation
11	22	62	155	M12x1	1	166.220.11
12	19	62	155	M12x1	1	167.190.11

TECHNICAL DETAILS:

- Super strength steel.
- 2 HW precision ground cutting edges [Z2].
- 2 negatively ground spurs [V2].

APPLICATION:

used for drilling and cutting mortise slots in solid wood, wood composites, plastic and laminated materials.

Slot & Mortise Boring Bits



163



D mm	L mm	S mm	PACK QTY.	ORDER NO. Right-hand rotation
12	100	M12x1	1	163.120.11
14	100	M12x1	1	163.140.11
16	100	M12x1	1	163.160.11

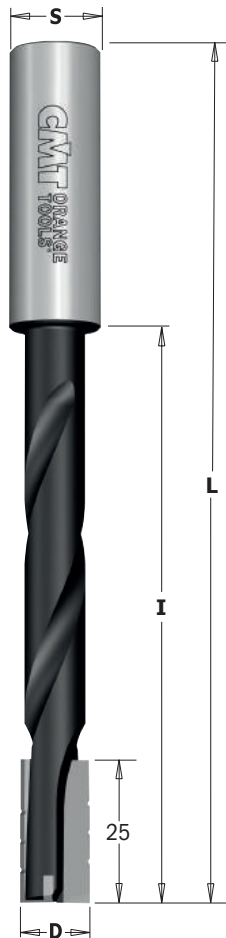
TECHNICAL DETAILS:

- Super strength steel.
- 2 HW precision ground cutting edges [Z2].

APPLICATION:

used for cutting mortises and slots in solid wood and wood composites. Assembled in chucks.

Carbide Spiral Slot Mortising Bits with Chip-Breaker



161



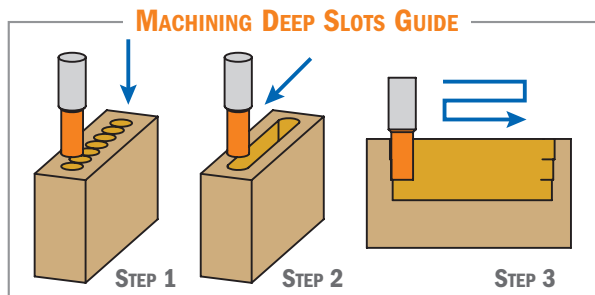
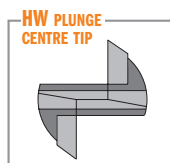
D mm	I ₁ mm	I mm	L mm	S mm	PACK QTY.	ORDER NO. Right-hand rotation	ORDER NO. Left-hand rotation
12	25	75	150	16x50	10	161.120.11	161.120.12
16	25	95	170	16x50	10	161.160.11	161.160.12

TECHNICAL DETAILS:


- Long-lasting cutting performance.
- Super strength steel.
- 2 precision ground HW cutting edges with chip-breaker teeth and 1 HW plunge centre tip [Z2+1].

APPLICATION:

for cutting mortise slots in soft and hardwood. Used on machining centres equipped with chucks. RPM 3000~5000



Reciprocating Slot Mortising Bits



103



D mm	I mm	L mm	S mm	PACK QTY.	ORDER NO. Right-hand & Left-hand rotation
6	45	100	16	1	103.060.30
7	45	100	16	1	103.070.30
8	45	100	16	1	103.080.30
9	45	100	16	1	103.090.30
10	55	110	16	1	103.100.30
11	55	110	16	1	103.110.30
12	55	110	16	1	103.120.30
13	55	110	16	1	103.130.30
14	55	110	16	1	103.140.30
15	55	110	16	1	103.150.30
16	55	110	16	1	103.160.30


TECHNICAL DETAILS:

- Long-lasting cutter performance.
- 2 HL precision ground cutting edges [Z2].

APPLICATION:

used for cutting mortise slots in soft and hardwood. Used on machining centres equipped with chucks.

Reciprocating Slot Mortising Bits



179



D mm	I mm	L mm	S mm	PACK QTY.	ORDER NO. Right-hand & Left-hand rotation
6	45	90	13	1	179.060.50
7	50	95	13	1	179.070.50
8	50	95	13	1	179.080.50
9	55	100	13	1	179.090.50
10	60	105	13	1	179.100.50
11	65	110	13	1	179.110.50
12	70	115	13	1	179.120.50
13	75	120	13	1	179.130.50


TECHNICAL DETAILS:

- Long-lasting cutter performance.
- 2 HSS precision ground cutting edges [Z2].

APPLICATION:

used for cutting mortise slots in soft and hardwood. Used on machining centres equipped with chucks.

Reciprocating Slot Mortising Bits



104



D mm	I mm	L mm	S mm	PACK QTY.	ORDER NO. Right-hand & Left-hand rotation
6	45	100	13	1	104.060.30
7	45	100	13	1	104.070.30
8	45	100	13	1	104.080.30
9	45	100	13	1	104.090.30
10	55	110	13	1	104.100.30
11	55	110	13	1	104.110.30
12	55	110	13	1	104.120.30
13	55	110	13	1	104.130.30
14	55	110	13	1	104.140.30
15	55	110	13	1	104.150.30
16	55	110	13	1	104.160.30


TECHNICAL DETAILS:

- Long-lasting cutting performance.
- 4 HL precision ground cutting edges [Z4].

APPLICATION:

used for cutting mortise slots in soft and hardwood. Used on machining centres equipped with chucks.

Reciprocating Slot Mortising Bits



105



D mm	I mm	L mm	S mm	PACK QTY.	ORDER NO. Right-hand & Left-hand rotation
6	28	73	10	1	105.060.30
7	28	73	10	1	105.070.30
8	28	73	10	1	105.080.30
9	28	73	10	1	105.090.30
10	28	73	10	1	105.100.30
11	28	73	10	1	105.110.30
12	28	73	10	1	105.120.30
13	28	73	10	1	105.130.30
14	28	73	10	1	105.140.30
15	28	73	10	1	105.150.30
16	28	73	10	1	105.160.30

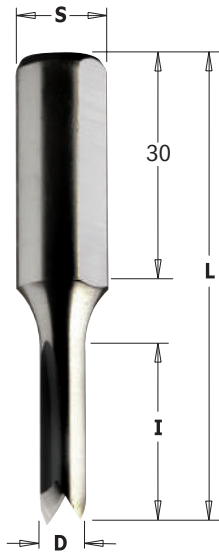
TECHNICAL DETAILS:

- Long-lasting cutting performance.
- 4 HL precision ground cutting edges [Z4].

APPLICATION:

used for cutting mortise slots in soft and hardwood. Used on machining centres equipped with chucks.

Reciprocating Slot Mortising Bits



106




D mm	I mm	L mm	S mm	Z	PACK QTY.	ORDER NO. Right-hand & Left-hand rotation
6	25	60	12	2	1	106.060.30
7	25	60	12	2	1	106.070.30
8	25	60	12	2	1	106.080.30
9	25	60	12	2	1	106.090.30
10	25	60	12	4	1	106.100.30
11	25	60	12	4	1	106.110.30
12	25	60	12	4	1	106.120.30
13	25	60	12	4	1	106.130.30
14	25	60	12	4	1	106.140.30
15	25	60	12	4	1	106.150.30

TECHNICAL DETAILS:

- Long-lasting cutter performance.
- 2 or 4 HL precision ground cutting edges [Z2-Z4].
- Parallel shank with driving flat.

Slot Mortising Bits



107



D mm	I mm	L mm	S mm	PACK QTY.	ORDER NO. Right-hand rotation	ORDER NO. Left-hand rotation
6	55	110	16	1	107.060.31	107.060.32
8	55	110	16	1	107.080.31	107.080.32
10	55	110	16	1	107.100.31	107.100.32
12	55	110	16	1	107.120.31	107.120.32
14	60	115	16	1	107.140.31	107.140.32
16	60	115	16	1	107.160.31	107.160.32
18	60	115	16	1	107.180.31	107.180.32
20	60	115	16	1	107.200.31	107.200.32

TECHNICAL DETAILS:

- Long-lasting cutter performance.
- 3 HL precision ground cutting edges [Z3].

APPLICATION:

used for cutting mortise slots in soft and hardwood. Used in machining centres equipped with chucks.

INDUSTRIAL DOWEL DRILLS



PRODUCTS	PAGE
Adaptors	276~278
XTreme Solid Carbide Boring Bits	279~281
XTreme Boring Bits	282~283
Solid Carbide Twist Drills	284~285
2 Flute Dowel Drills	286~287
4 Flute Dowel Drills	288~290
Dowel Drills with Countersink	291
Through Hole Dowel Drills	292~293
Countersinks	294
Hinge Boring Bits	295~297
Dowel Drills with Threaded Shank	298~300



Adaptors



301

RH **LH**

B mm	D mm	S mm	PACK QTY.	ORDER NO. Right-hand rotation	ORDER NO. Left-hand rotation
8	16	M8	10	301.080.01	301.080.02
10	19,5	M8	10	301.000.01	301.000.02

FOR USE ON THE FOLLOWING MACHINES:
Nottmeyer (older models).

Spare parts



990.006.00 991.062.00



302

RH **LH**

B mm	D mm	S mm	PACK QTY.	ORDER NO. Right-hand rotation	ORDER NO. Left-hand rotation
8	16	M10	10	302.080.01	302.080.02
10	19,5	M10	10	302.000.01	302.000.02

FOR USE ON THE FOLLOWING MACHINES:
Ayen, Holzma, Knoevenagel, Mayer, Torwegge.

Spare parts



990.006.00 991.062.00



303

RH **LH**

B mm	D mm	S mm	PACK QTY.	ORDER NO. Right-hand rotation	ORDER NO. Left-hand rotation
8	16	M10/30°	10	303.080.01	303.080.02
10	19,5	M10/30°	10	303.000.01	303.000.02

FOR USE ON THE FOLLOWING MACHINES:
Alberti (older models).
Balestrini, Bilek, Busellato (older models).
Schleicher, Vitap (older models).

Spare parts



990.006.00 991.062.00



304

RH **LH**


B mm	D mm	S mm	PACK QTY.	ORDER NO. Right-hand rotation	ORDER NO. Left-hand rotation
8	16	M8/20° 48'	10	304.080.01	304.080.02
10	19,5	M8/20° 48'	10	304.000.01	304.000.02

FOR USE ON THE FOLLOWING MACHINES:
Balestrini, Bilek.

Spare parts



990.006.00 991.062.00




305

RH LH

B mm	D mm	S mm	PACK QTY.	ORDER NO. Right-hand rotation	ORDER NO. Left-hand rotation
8	16	M10/11	10	305.080.01	305.080.02
10	19,5	M10/11	10	305.000.01	305.000.02

FOR USE ON THE FOLLOWING MACHINES:
 Biesse (older models).
 Masterwood (Zangheri & Boschetti).
 Morbidelli, Torwegge, Vitap (new design).
 Weeke.

Spare parts



358

RH LH

B mm	D mm	S mm	PACK QTY.	ORDER NO. Right-hand rotation	ORDER NO. Left-hand rotation
8	16	M8/9	10	358.080.01	358.080.02
10	19,5	M8/9	10	358.000.01	358.000.02

FOR USE ON THE FOLLOWING MACHINES:
 Masterwood (Zangheri & Boschetti).
 Morbidelli, Nottmeyer (new design).

Spare parts



359

RH LH

B mm	D mm	S mm	PACK QTY.	ORDER NO. Right-hand rotation	ORDER NO. Left-hand rotation
10	19,5	M10	10	359.000.01	359.000.02

FOR USE ON THE FOLLOWING MACHINES:
 Scheer.

Spare parts



360.001

RH LH

B mm	d mm	D mm	PACK QTY.	ORDER NO. Right-hand rotation	ORDER NO. Left-hand rotation
10	20	15	10	360.001.01	360.001.02

FOR USE ON THE FOLLOWING MACHINES:
 For Biesse machines with quick drill change attachment.

Spare parts






360.101

RH
LH

B mm	d mm	D mm	PACK QTY.	ORDER NO.
10	17,5	18	10	Right-hand & Left-hand rotation 360.101.00

FOR USE ON THE FOLLOWING MACHINES:
Vitap.

Spare parts



360.201

RH
LH

B mm	d mm	D mm	PACK QTY.	ORDER NO.
10	19,5	20	10	Right-hand & Left-hand rotation 360.201.00

FOR USE ON THE FOLLOWING MACHINES:
Morbidelli.

Spare parts



360.301

RH
LH

B mm	d mm	D mm	PACK QTY.	ORDER NO.
10	19,5	20	10	Right-hand & Left-hand rotation 360.301.00

FOR USE ON THE FOLLOWING MACHINES:
Masterwood, Maggi, Griggio.

Spare parts



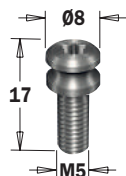
360.401

RH
LH

B mm	d mm	D mm	PACK QTY.	ORDER NO.
10	20	17	10	Right-hand & Left-hand rotation 360.401.00

FOR USE ON THE FOLLOWING MACHINES:
Weeke.

Spare parts



990.088

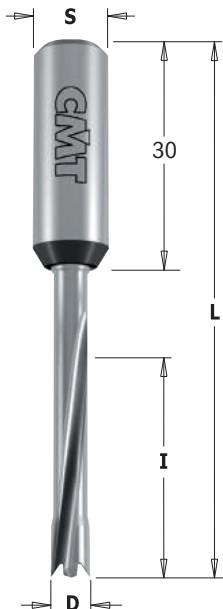
RH
LH

DESCRIPTION	PACK QTY.	ORDER NO.
Retaining screw for Weeke machines	10	Right-hand & Left-hand rotation 990.088.00

LINE	XTREME FLAT	XTREME	XTREME	INDUSTRIAL
PERFORMANCE	SUPERIOR ★★★★★	SUPERIOR ★★★★★	EXCELLENT ★★★★★	VERY GOOD ★★★
BIT				
DESCRIPTION	Designed for heavy duty drilling in Large-Scale Industrial Manufacturing ensuring high impact resistance and greater durability.	Designed for heavy duty drilling in Large-Scale Industrial Manufacturing ensuring high impact resistance and greater durability.	Designed for heavy-duty to medium-duty drilling in large-scale to medium-scale industrial manufacturing ensuring high impact resistance and greater durability.	Designed for medium-duty to light-duty drilling in medium-scale to small-scale industrial manufacturing ensuring rigorous impact resistance and good durability.
USER	LARGE-SCALE INDUSTRIAL MANUFACTURING	LARGE-SCALE INDUSTRIAL MANUFACTURING	LARGE-SCALE TO MEDIUM-SCALE INDUSTRIAL MANUFACTURING	MEDIUM-SCALE TO SMALL-SCALE INDUSTRIAL MANUFACTURING
RECOMMENDED USE	INDUSTRIAL PRODUCTION	INDUSTRIAL PRODUCTION	INDUSTRIAL/REMODELER	REMODELER
MATERIALS	Ideal for chipboard, MDF, HDF and laminates. Nonprotruding center-point and spurs make this tool perfect for low-thickness panels.	Ideal for chipboard, MDF, HDF and laminates.	Excellent for both hard and soft wood. Great for chipboard, MDF, HDF and laminates.	Excellent for both hard and soft wood. Good for chipboard, MDF, and laminates.
SHARPENING & MAINTENANCE	Flat edges with reinforced spurs allow perfect finishing and prolonged drilling. 	Specially designed reinforced spurs allow for impeccable finishing during operations involving high-speed cutting feed. 	Specially designed reinforced spurs allow for impeccable finishing during operations involving high-speed cutting feed. 	Standard design with negatively ground spurs providing good quality finishing without chipping.
CARBIDE	INDUSTRIAL CHROMIUM MICROGRAIN CARBIDE The premium quality carbide produces clean bores with no rough edges and maintains a balanced center point. In addition to its safety features, Chromium Micrograin Carbide guarantees exceptional resistance to fatigue and abrasion and allows for an infinite number of resharpenings.	INDUSTRIAL CHROMIUM MICROGRAIN CARBIDE The special chromium enhanced carbide produces clean bores with no rough edges and maintains a balanced center point. In addition to its safety features, Chromium Micrograin Carbide guarantees exceptional resistance to fatigue and abrasion and allows for an infinite number of resharpenings.	INDUSTRIAL SINTERHIP HI-DENSITY CARBIDE The unique tip is made of high quality carbide enhanced via Sinterhip (hot isostatic pressing). This process guarantees long lasting performance and exceptionally clean bores.	INDUSTRIAL GRADE CARBIDE Fine and medium grain carbide grade guarantee reliable prolonged use.
COATING	SOLID TUNGSTEN CARBIDE	SOLID TUNGSTEN CARBIDE	C.M.T'S P.T.F.E COATING provides a non-stick surface preventing resin, glue or sludge residue accumulation on the bit body. Baked at 420°, this unique industrial material is specifically designed to fit woodworking tool requirements.	C.M.T'S P.T.F.E COATING provides a non-stick surface preventing resin, glue or sludge residue accumulation on the bit body. Baked at 420°, this unique industrial material is specifically designed to fit woodworking tool requirements.
PRICE RANGE	HIGH	HIGH	MEDIUM/HIGH	MEDIUM

Solid Carbide Dowel Drills

new



311.71/72

XTREME
FLAT SHARPENING

HWM LONG LIFE Z2 V2 RH LH

D mm	I mm	L mm	S mm	PACK Qty.	ORDER NO. Right-hand rotation	ORDER NO. Left-hand rotation
5	30	70	10x30	50	311.050.71	311.050.72
8	30	70	10x30	50	311.080.71	311.080.72

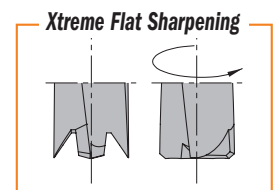
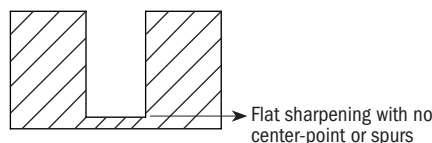
TECHNICAL DETAILS:

- Premium quality super strength steel for improved resistance and durability
- Premium quality HWM spiral portion
- 2 cutting edges [Z2] + 2 curved ground spurs [V2]
- 2 spiral flutes
- Parallel shank with driving flat and adjustable screw length
- Recommended feed speed 1÷ 4m/minute -RPM 6000

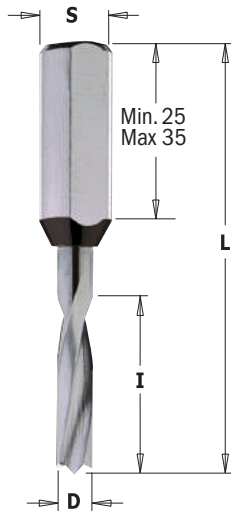
APPLICATION:

ideal for use with chipboard, MDF, HDF and laminates. Best for boring holes in low thickness panels - no center-point or spurs. For use with chucks and boring adaptors on boring machines

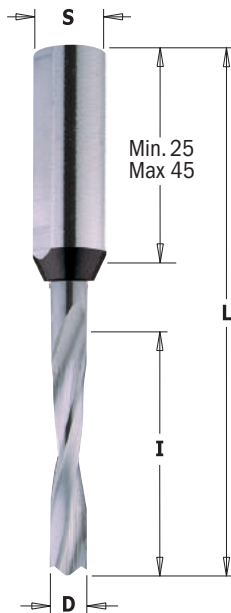
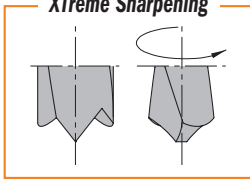
Spare parts	Optional
990.003.00	990.088.00



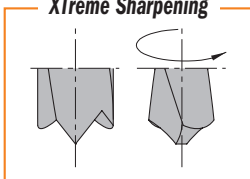
CMT's new high quality dowel drills guarantee excellent performance and extra-long life!



XTreme Sharpening



XTreme Sharpening



310.21/22 XTREME

HWM LONG LIFE Z2 V2 RH LH

D mm	I mm	L mm	S mm	PACK QTY.	ORDER NO. Right-hand rotation	ORDER NO. Left-hand rotation
1,3	5	57,5	10x30	50	310.013.20*	
2	12	57,5	10x27	50	310.020.21	310.020.22
3	9	57,5	10x35	50	310.530.21	310.530.22
3	18	57,5	10x25	50	310.030.21	310.030.22
4	20	57,5	10x25	50	310.040.21	310.040.22
5	22	57,5	10x27	50	310.050.21	310.050.22
6	22	57,5	10x27	50	310.060.21	310.060.22
6,35 (1/4")	22	57,5	10x27	50	310.064.21	310.064.22
8	22	57,5	10x25	50	310.080.21	310.080.22
10	22	57,5	10x25	50	310.100.21	310.100.22

* Boring bit for panel preboring. Suitable for both right-hand and left-hand rotation.

Spare parts



Optional



311.21/22 XTREME

HWM LONG LIFE Z2 V2 RH LH

D mm	I mm	L mm	S mm	PACK QTY.	ORDER NO. Right-hand rotation	ORDER NO. Left-hand rotation
1,3	5	70	10x45	50	311.013.20*	
2	12	70	10x40	50	311.020.21	311.020.22
3	18	70	10x40	50	311.030.21	311.030.22
new 3,5	18	70	10x40	50	311.035.21	311.035.22
4	27	70	10x28	50	311.040.21	311.040.22
5	30	70	10x28	50	311.050.21	311.050.22
6	30	70	10x27	50	311.060.21	311.060.22
6,35 (1/4")	30	70	10x30	50	311.064.21	311.064.22
8	35	70	10x25	50	311.080.21	311.080.22
10	35	70	10x25	50	311.100.21	311.100.22

* Boring bit for panel preboring. Suitable for both right-hand and left-hand rotation.


TECHNICAL DETAILS:

- Premium quality super-strength steel.
- HWM spiral portion with centre point.
- 2 cutting edges [Z2].
- 2 spiral flutes.
- 2 curved, negatively ground spurs [V2].
- Parallel shank with driving flat and adjustable screw length.

APPLICATION:

used on boring machines separately or with chucks for drilling blind holes in solid wood, wood composites, plastic and laminated materials.

Spare parts



Optional



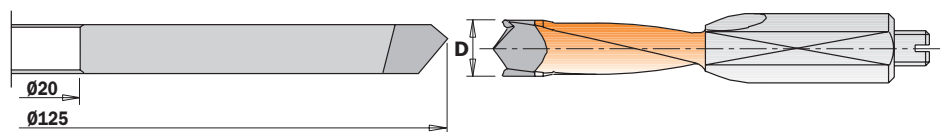
Perfect for all materials and long-lasting performance!

Grinding Wheels for XTreme Sharpening

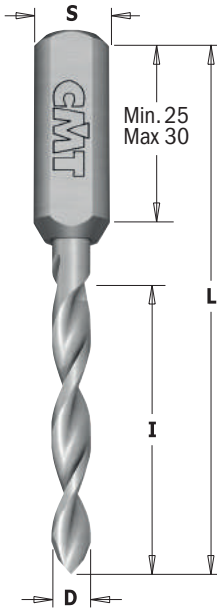


01.02

D mm	DESCRIPTION	DIMENSION mm	B mm	PACK QTY.	ORDER NO.
Ø3 a 7	Grinding wheel for reshaping	Ø125x5,5	Ø20	1	01.02.0316
Ø8 a 10	Grinding wheel for reshaping	Ø125x7	Ø20	1	01.02.0317



Solid Carbide Dowel Drills for Through Holes



314.21/22 XTREME

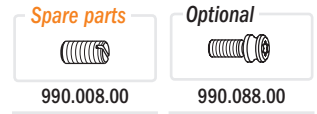


D mm	I mm	L mm	S mm	PACK QTY.	ORDER NO. Right-hand rotation	ORDER NO. Left-hand rotation
3	27	70	10x30	50	314.030.21	314.030.22
4	35	70	10x26	50	314.040.21	314.040.22
5	35	70	10x26	50	314.050.21	314.050.22
6	35	70	10x26	50	314.060.21	314.060.22
8	35	70	10x26	50	314.080.21	314.080.22
10	35	70	10x27	50	314.100.21	314.100.22

For panels with maximum 20-30mm in thickness

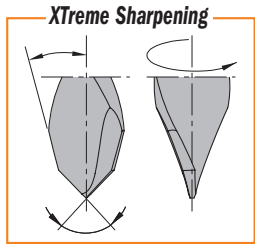
TECHNICAL DETAILS:

- Premium quality super-strength steel.
- HWM spiral portion with centre point.
- 2 precision ground cutting edges [Z2].
- Double angle.
- 2 spiral flutes.
- Parallel shank with driving flat and adjustable screw length.




APPLICATION:

used on boring machines and dowel drilling devices. Use for drilling through holes in solid wood, wood composites, plastic and laminated materials.



Solid Carbide Dowel Drills



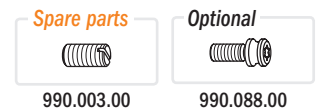
382 XTREME



D mm	I mm	L mm	S mm	PACK QTY.	ORDER NO. Right-hand & Left-hand rotation
2	12	57,5	10x30	50	382.2057
2	12	70	10x42,5	50	382.2070
2,5	16	57,5	10x24	50	382.2557
2,5	16	70	10x35	50	382.2570
3	15	57,5	10x26	50	382.3057
3	25	70	10x26	50	382.3070
3,5	18	57,5	10x24	50	382.3557
3,5	18	70	10x36	50	382.3570
5	25	57,5	10x25	50	382.5057
5	35	70	10x25	50	382.5070

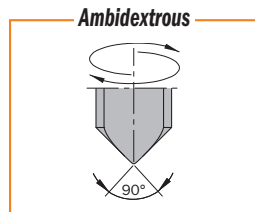
TECHNICAL DETAILS:

- Premium quality HWM.
- Cutting head with precision balanced centre point.
- 1 cutting edge [Z1].
- Parallel shank with driving flat and length adjusting screw.



APPLICATION:

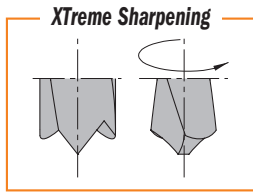
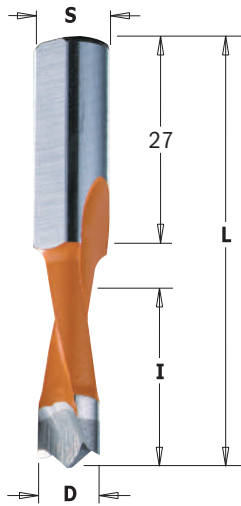
for drilling blind holes on solid wood, wood composites, plastic and laminated materials. For use on machining centres, point to point machines, CNC routers and hand-held routers equipped with chucks or adaptors.



SECURITY TIPS:

These boring bits require more power compared to tradition dowel drills.
The number of boring bits to be used in a single drilling unit depends on the machine power.

Dowel Drills



310.41/42 XTREME



D mm	I mm	L mm	S mm	PACK QTY.	ORDER NO. Right-hand rotation	ORDER NO. Left-hand rotation
5	27	57,5	10x27	50	310.050.41	310.050.42
6	27	57,5	10x27	50	310.060.41	310.060.42
7	27	57,5	10x27	50	310.070.41	310.070.42
8	27	57,5	10x27	50	310.080.41	310.080.42
9	27	57,5	10x27	50	310.090.41	310.090.42
10	27	57,5	10x27	50	310.100.41	310.100.42

TECHNICAL DETAILS:

- Premium quality super-strength steel.
- Spiral portion coated with orange or black P.T.F.E.
- Extra-fine micrograin carbide spiral portion with centre point.
- 2 cutting edges [Z2].
- 2 spiral flutes.
- 2 curved, negatively ground spurs [V2].
- Parallel shank with driving flat and adjustable screw length.

Spare parts



990.003.00

Optional

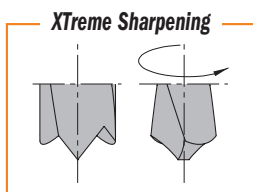



990.088.00

APPLICATION:

used on boring machines separately or with chucks for drilling blind holes in solid wood, wood composites, plastic and laminated materials.

Dowel Drills



311.41/42 XTREME



D mm	I mm	L mm	S mm	PACK QTY.	ORDER NO. Right-hand rotation	ORDER NO. Left-hand rotation
5	35	70	10x30	50	311.050.41	311.050.42
6	35	70	10x30	50	311.060.41	311.060.42
7	35	70	10x30	50	311.070.41	311.070.42
8	35	70	10x30	50	311.080.41	311.080.42
9	35	70	10x30	50	311.090.41	311.090.42
10	35	70	10x30	50	311.100.41	311.100.42

TECHNICAL DETAILS:

- Premium quality super-strength steel.
- Spiral portion coated with orange or black P.T.F.E.
- Extra-fine micrograin carbide spiral portion with centre point.
- 2 cutting edges [Z2].
- 2 spiral flutes.
- 2 curved, negatively ground spurs [V2].
- Parallel shank with driving flat and adjustable screw length.

Spare parts



990.003.00

Optional



990.088.00

APPLICATION:

used on boring machines separately or with chucks for drilling blind holes in solid wood, wood composites, plastic and laminated materials.

Perfect for all materials and long-lasting performance!

CMT announces the new series of solid carbide boring bits, now available from their extensive industrial line. These bits are entirely made of premium quality super micrograin carbide from Ceratizit in Luxemburg.


The entire series offers several design features:

- the unique tip has curved, negatively ground spurs to produce exceptionally clear bores with no rough edges. Centre point balanced;
- the cylindrical head is bigger than traditional tips and is extremely resistant to prolonged use.

It lasts longer between sharpenings;

- the plunge edge runs all the way to the centre of the bit to reduce drilling resistance and increase production speed;
- the solid carbide construction guarantees an almost infinite number of resharpenings, and since it is a solid unit of carbide, it offers extra safety features;
- ideal for hardwood and difficult composites such as particle boards, MDF and veneered wood.
- excellent performance on high-speed boring units and CNC routers.

Dowel Drills for Through Holes



313.41/42

XTREME

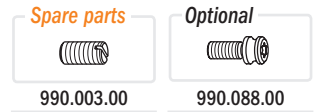


D mm	I mm	L mm	S mm	PACK QTY.	ORDER NO. Right-hand rotation	ORDER NO. Left-hand rotation
5	27	57,5	10x26	50	313.050.41	313.050.42
8	27	57,5	10x26	50	313.080.41	313.080.42

For panels with maximum 20mm in thickness

TECHNICAL DETAILS:

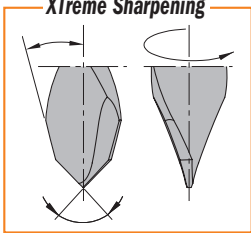
- Super-strength steel.
- Spiral portion coated with orange or black P.T.F.E.
- Extra-fine micrograin carbide spiral portion with centre point.
- HW head with precision balanced centre point.
- 2 precision ground cutting edges [Z2].
- Double angle.
- 2 spiral flutes.
- Parallel shank with driving flat and length adjusting screw.




APPLICATION:

used on boring machines and dowel drilling devices. Use for drilling through holes in solid wood, wood composites, plastic and laminated materials.

XTreme Sharpening



Dowel Drills for Through Holes



314.41/42

XTREME

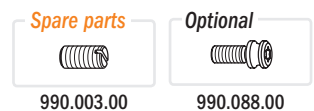


D mm	I mm	L mm	S mm	PACK QTY.	ORDER NO. Right-hand rotation	ORDER NO. Left-hand rotation
5	35	70	10x26	50	314.050.41	314.050.42
6	35	70	10x26	50	314.060.41	314.060.42
7	35	70	10x26	50	314.070.41	314.070.42
8	35	70	10x26	50	314.080.41	314.080.42
10	35	70	10x26	50	314.100.41	314.100.42

For panels with maximum 30mm in thickness

TECHNICAL DETAILS:

- Super-strength steel.
- Spiral portion coated with orange or black P.T.F.E.
- Extra-fine micrograin carbide spiral portion with centre point.
- HW head with precision balanced centre point.
- 2 precision ground cutting edges [Z2].
- Double angle.
- 2 spiral flutes.
- Parallel shank with driving flat and length adjusting screw.



APPLICATION:

used on boring machines and dowel drilling devices. Use for drilling through holes in solid wood, wood composites, plastic and laminated materials.

Perfect for all materials and long-lasting performance!

CMT announces the new series of solid carbide boring bits, now available from their extensive industrial line. These bits are entirely made of premium quality super micrograin carbide from Ceratizit in Luxemburg.


The entire series offers several design features:

- the unique tip has curved, negatively ground spurs to produce exceptionally clear bores with no rough edges. Centre point balanced;
- the cylindrical head is bigger than traditional tips and is extremely resistant to prolonged use.

It lasts longer between sharpenings;

- the plunge edge runs all the way to the centre of the bit to reduce drilling resistance and increase production speed;
- the solid carbide construction guarantees an almost infinite number of resharpenings, and since it is a solid unit of carbide, it offers extra safety features;
- ideal for hardwood and difficult composites such as particle boards, MDF and veneered wood.
- excellent performance on high-speed boring units and CNC routers.

Adaptors for Twist Drills



364

B mm	L mm	S mm	PACK QTY.	ORDER NO.
2	38	10x20	10	364.020.00
2,5	38	10x20	10	364.025.00
3	38	10x20	10	364.030.00
3,2	38	10x20	10	364.032.00
3,5	38	10x20	10	364.035.00
4	38	10x20	10	364.040.00
4,5	38	10x20	10	364.045.00
5	38	10x20	10	364.050.00

For use with the following items: 363 HWM

TECHNICAL DETAILS:

- Super-strength steel.
- Quick and secure assembly on twist drills.
- Precision relief.
- Parallel shank with driving flat.

APPLICATION:

for use with twist drills with common shank and bushing diameter. Used on boring machines equipped with adaptor chucks.

Spare parts



Bushings for Twist Drills



365

B mm	L mm	S mm	PACK QTY.	ORDER NO.
2	23	10	50	365.020.00
2,5	23	10	50	365.025.00
3	23	10	50	365.030.00
3,2	23	10	50	365.032.00
3,5	23	10	50	365.035.00
4	23	10	50	365.040.00
4,5	23	10	50	365.045.00
5	23	10	50	365.050.00
6	23	10	50	365.060.00

For use with the following items: 363 HWM

TECHNICAL DETAILS:

- Super-strength steel.
- Shank with driving flat.
- Axial cuttings for cylindrical drill clamps.

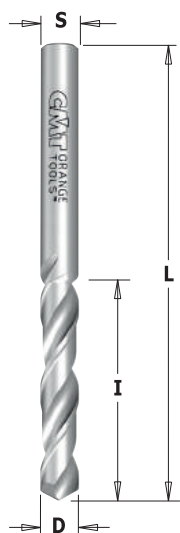
APPLICATION:

used with spiral boring bits with shank diameters equal to the bushing diameter. Used on boring machines equipped with adaptors.

Assembly Illustration



Solid Carbide Twist Drills "V" Point Sharpening



"V" Point
120°

363

HWM LONG LIFE Z2 RH LH

S=D mm	I mm	L mm	PACK QTY.	ORDER NO. Right-hand rotation	ORDER NO. Left-hand rotation
2	25	50	50	363.020.11	363.020.12
2,5	27	55	50	363.025.11	363.025.12
3	27	55	50	363.030.11	363.030.12
3,2	27	55	50	363.032.11	363.032.12
3,5	27	55	50	363.035.11	363.035.12
4	27	55	50	363.040.11	363.040.12
4,5	28	60	50	363.045.11	363.045.12
5	28	60	50	363.050.11	363.050.12

For use with the following items: 364-365

TECHNICAL DETAILS:

- Premium quality HWM.
- 2 precision ground cutting edges [Z2].
- 2 spiral flutes.
- Common shank and drilling diameter (S=D).

APPLICATION:

used in adaptor bushings.

Solid Carbide Twist Drills "V" Point 60° Sharpening

new



"V" Point
60°

363

HWM LONG LIFE Z2 RH LH

S=D mm	I mm	L mm	PACK QTY.	ORDER NO. Right-hand rotation	ORDER NO. Left-hand rotation
2,5	27	55	50	363.025.41	363.025.42
3	27	55	50	363.030.41	363.030.42
3,5	27	55	50	363.035.41	363.035.42
4	27	55	50	363.040.41	363.040.42

For use with the following items: 364-365


TECHNICAL DETAILS:

- Premium quality HWM.
- 2 precision ground cutting edges [Z2].
- 2 spiral flutes.
- Common shank and drilling diameter (S=D).

APPLICATION:

used in adaptor bushings.

Solid Carbide Twist Drills Negatively Ground Spurs Sharpening



X-Treme
Sharpening

363

HWM LONG LIFE Z2 RH LH

S=D mm	I mm	L mm	PACK QTY.	ORDER NO. Right-hand rotation	ORDER NO. Left-hand rotation
2,5	27	55	50	363.025.21	363.025.22
3	27	55	50	363.030.21	363.030.22
4	27	55	50	363.040.21	363.040.22
5	28	60	50	363.050.21	363.050.22

For use with the following items: 364-365


TECHNICAL DETAILS:

- Premium quality HWM.
- 2 precision ground cutting edges [Z2].
- 2 spiral flutes.
- Common shank and drilling diameter (S=D).

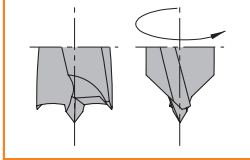
APPLICATION:

used in adaptor bushings.

2 Flute Dowel Drills



Negatively Ground Spurs



310



D mm	I mm	L mm	S mm	PACK QTY.	ORDER NO. Right-hand rotation	ORDER NO. Left-hand rotation
4	27	57,5	10x27	50	310.040.11	310.040.12
4,5	27	57,5	10x27	50	310.045.11	310.045.12
4,76	27	57,5	10x27	50	310.047.11	310.047.12
5	27	57,5	10x27	50	310.050.11	310.050.12
5,1	27	57,5	10x27	50	310.051.11	310.051.12
5,2	27	57,5	10x27	50	310.052.11	310.052.12
5,55	27	57,5	10x27	50	310.055.11	310.055.12
6	27	57,5	10x27	50	310.060.11	310.060.12
6,35	27	57,5	10x27	50	310.064.11	310.064.12
6,5	27	57,5	10x27	50	310.065.11	310.065.12
7	27	57,5	10x27	50	310.070.11	310.070.12
8	27	57,5	10x27	50	310.080.11	310.080.12
8,2	27	57,5	10x27	50	310.082.11	310.082.12
9	27	57,5	10x27	50	310.090.11	310.090.12
9,52	27	57,5	10x27	50	310.095.11	310.095.12
10	27	57,5	10x27	50	310.100.11	310.100.12
11	27	57,5	10x27	10	310.110.11	310.110.12
12	27	57,5	10x27	10	310.120.11	310.120.12
12,7	27	57,5	10x27	10	310.127.11	310.127.12
13	27	57,5	10x27	10	310.130.11	310.130.12
14	27	57,5	10x27	10	310.140.11	310.140.12
15	27	57,5	10x27	10	310.150.11	310.150.12
16	27	57,5	10x27	10	310.160.11	310.160.12

Spare parts




990.003.00

Optional

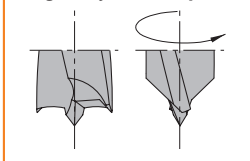


990.088.00

2 Flute Dowel Drills



Negatively Ground Spurs



361



D mm	I mm	L mm	S mm	PACK QTY.	ORDER NO. Right-hand rotation	ORDER NO. Left-hand rotation
5	18	57,5	10x34	50	361.050.11	361.050.12
6	18	57,5	10x34	50	361.060.11	361.060.12
7	18	57,5	10x34	50	361.070.11	361.070.12
8	18	57,5	10x34	50	361.080.11	361.080.12
10	18	57,5	10x34	50	361.100.11	361.100.12

TECHNICAL DETAILS:

- Super-strength steel.
- Spiral portion coated with orange or black P.T.F.E.
- HW head with precision balanced centre point.
- 2 HW precision ground cutting edges [Z2].
- 2 negatively ground spurs [V2]
- 2 spiral flutes.
- Parallel shank with driving flat and length adjusting screw.

Spare parts



990.003.00

Optional




990.088.00

APPLICATION:

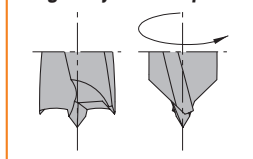
used on boring machines equipped with adaptors or chucks.
Used to drill blind holes in solid wood, wood composites, plastic and laminated materials.

2 Flute Dowel Drills

HW Z2 V2 RH LH



Negatively Ground Spurs



311

D mm	I mm	L mm	S mm	PACK QTY.	ORDER NO. Right-hand rotation	ORDER NO. Left-hand rotation
4	35	70	10x30	50	311.040.11	311.040.12
4,5	35	70	10x30	50	311.045.11	311.045.12
4,76	35	70	10x30	50	311.047.11	311.047.12
5	35	70	10x30	50	311.050.11	311.050.12
5,1	35	70	10x30	50	311.051.11	311.051.12
5,2	35	70	10x30	50	311.052.11	311.052.12
5,55	35	70	10x30	50	311.055.11	311.055.12
6	35	70	10x30	50	311.060.11	311.060.12
6,35	35	70	10x30	50	311.064.11	311.064.12
6,5	35	70	10x30	50	311.065.11	311.065.12
7	35	70	10x30	50	311.070.11	311.070.12
8	35	70	10x30	50	311.080.11	311.080.12
8,2	35	70	10x30	50	311.082.11	311.082.12
9	35	70	10x30	50	311.090.11	311.090.12
9,52	35	70	10x30	50	311.095.11	311.095.12
10	35	70	10x30	50	311.100.11	311.100.12
11	35	70	10x30	10	311.110.11	311.110.12
11,1	35	70	10x30	10	311.111.11	311.111.12
12	35	70	10x30	10	311.120.11	311.120.12
12,7	35	70	10x30	10	311.127.11	311.127.12
13	35	70	10x30	10	311.130.11	311.130.12
14	35	70	10x30	10	311.140.11	311.140.12
15	35	70	10x30	10	311.150.11	311.150.12
16	35	70	10x30	10	311.160.11	311.160.12

Spare parts




990.003.00

Optional

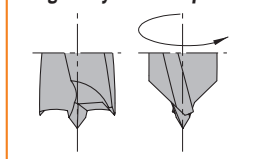


990.088.00

2 Flute Dowel Drills



Negatively Ground Spurs



362

D mm	I mm	L mm	S mm	PACK QTY.	ORDER NO. Right-hand rotation	ORDER NO. Left-hand rotation
5	44	77	10x30	50	362.050.11	362.050.12
6	44	77	10x30	50	362.060.11	362.060.12
7	44	77	10x30	50	362.070.11	362.070.12
8	44	77	10x30	50	362.080.11	362.080.12
10	44	77	10x30	50	362.100.11	362.100.12
12	44	77	10x30	10	362.120.11	362.120.12

HW Z2 V2 RH LH

TECHNICAL DETAILS:

- Super-strength steel.
- Spiral portion coated with orange or black P.T.F.E.
- HW head with precision balanced centre point.
- 2 HW precision ground cutting edges [Z2].
- 2 negatively ground spurs [V2].
- 2 spiral flutes.
- Parallel shank with driving flat and length adjusting screw.

Spare parts



990.003.00

Optional

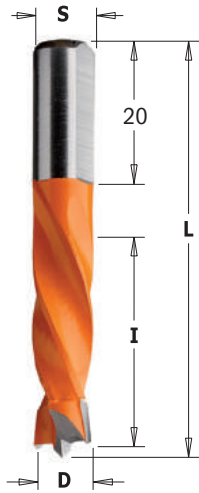


990.088.00

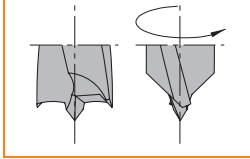
APPLICATION:

used on boring machines equipped with adaptors or chucks.
Used to drill blind holes in solid wood, wood composites, plastic and laminated materials.

4 Flute Dowel Drills



Negatively Ground Spurs



306



D mm	I mm	L mm	S mm	PACK QTY.	ORDER NO. Right-hand rotation	ORDER NO. Left-hand rotation
• 3	18	55,5	8x20	50	306.030.21	
5	30	55,5	8x20	50	306.050.11	306.050.12
5,55	30	55,5	8x20	50	306.055.11	306.055.12
6	30	55,5	8x20	50	306.060.11	306.060.12
6,35	30	55,5	8x20	50	306.064.11	306.064.12
7	30	55,5	8x20	50	306.070.11	306.070.12
8	30	55,5	8x20	50	306.080.11	306.080.12
9	30	55,5	8x20	50	306.090.11	306.090.12
10	30	55,5	8x20	50	306.100.11	306.100.12
12	30	55,5	8x20	50	306.120.11	306.120.12

• HWM

Spare parts



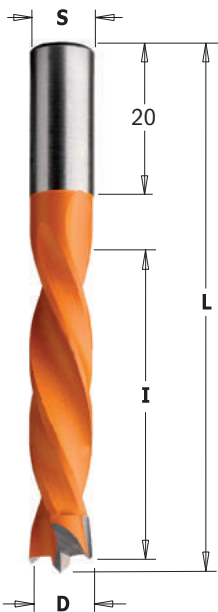
990.003.00

Optional

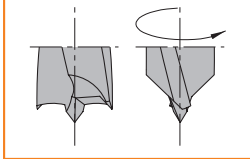


990.088.00

4 Flute Dowel Drills



Negatively Ground Spurs



307



D mm	I mm	L mm	S mm	PACK QTY.	ORDER NO. Right-hand rotation	ORDER NO. Left-hand rotation
5	40	67	8x20	50	307.050.11	307.050.12
5,55	40	67	8x20	50	307.055.11	307.055.12
6	40	67	8x20	50	307.060.11	307.060.12
6,35	40	67	8x20	50	307.064.11	307.064.12
7	40	67	8x20	50	307.070.11	307.070.12
8	40	67	8x20	50	307.080.11	307.080.12
9	40	67	8x20	50	307.090.11	307.090.12
9,52	40	67	8x20	50	307.095.11	307.095.12
10	40	67	8x20	50	307.100.11	307.100.12
12	40	67	8x20	10	307.120.11	307.120.12

TECHNICAL DETAILS:

- Super-strength steel.
- Cutter portion coated with black or orange P.T.F.E.
- HW head with precision balanced centre point.
- 2 HW precision ground cutting edges [Z2].
- Negatively ground spurs [V2].
- 4 spiral flutes.
- Parallel shank with driving flat and length adjusting screw.

Spare parts



990.003.00

Optional

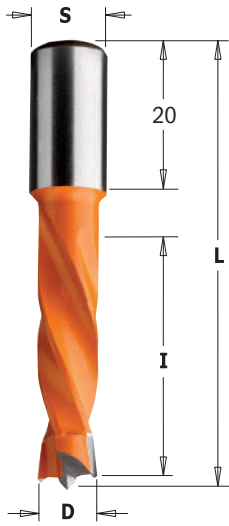


990.088.00

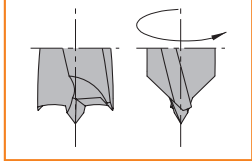
APPLICATION:

used on boring machines equipped with adaptors or chucks.
Used to drill blind holes in solid wood, wood composites, plastic and laminated materials.

4 Flute Dowel Drills



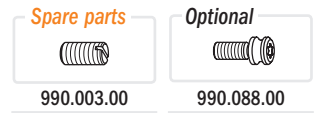
Negatively Ground Spurs



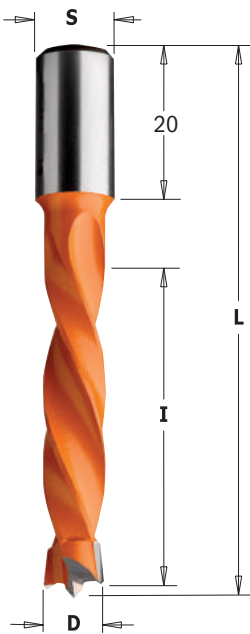
308



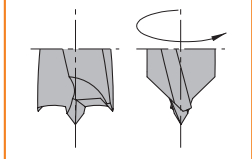
D mm	I mm	L mm	S mm	PACK QTY.	ORDER NO. Right-hand rotation	ORDER NO. Left-hand rotation
4	26	57,5	10x20	50	308.040.11	308.040.12
5	30	57,5	10x20	50	308.050.11	308.050.12
6	30	57,5	10x20	50	308.060.11	308.060.12
6,35	30	57,5	10x20	50	308.064.11	308.064.12
7	30	57,5	10x20	50	308.070.11	308.070.12
8	30	57,5	10x20	50	308.080.11	308.080.12
9	30	57,5	10x20	50	308.090.11	308.090.12
9,52	30	57,5	10x20	50	308.095.11	308.095.12
10	30	57,5	10x20	50	308.100.11	308.100.12
11	30	57,5	10x20	10	308.110.11	308.110.12
12	30	57,5	10x20	10	308.120.11	308.120.12
12,7	30	57,5	10x20	10	308.127.11	308.127.12
13	30	57,5	10x20	10	308.130.11	308.130.12
14	30	57,5	10x20	10	308.140.11	308.140.12
15	30	57,5	10x20	10	308.150.11	308.150.12
16	30	57,5	10x20	10	308.160.11	308.160.12



4 Flute Dowel Drills



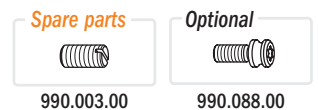
Negatively Ground Spurs



309



D mm	I mm	L mm	S mm	PACK QTY.	ORDER NO. Right-hand rotation	ORDER NO. Left-hand rotation
4	43	70	10x20	50	309.040.11	309.040.12
5	43	70	10x20	50	309.050.11	309.050.12
6	43	70	10x20	50	309.060.11	309.060.12
6,35	43	70	10x20	50	309.064.11	309.064.12
7	43	70	10x20	50	309.070.11	309.070.12
7,5	43	70	10x20	50	309.075.11	309.075.12
8	43	70	10x20	50	309.080.11	309.080.12
9	43	70	10x20	50	309.090.11	309.090.12
9,52	43	70	10x20	50	309.095.11	309.095.12
10	43	70	10x20	50	309.100.11	309.100.12
11	43	70	10x20	10	309.110.11	309.110.12
12	43	70	10x20	10	309.120.11	309.120.12
12,7	43	70	10x20	10	309.127.11	309.127.12
13	43	70	10x20	10	309.130.11	309.130.12
14	43	70	10x20	10	309.140.11	309.140.12
15	43	70	10x20	10	309.150.11	309.150.12
16	43	70	10x20	10	309.160.11	309.160.12



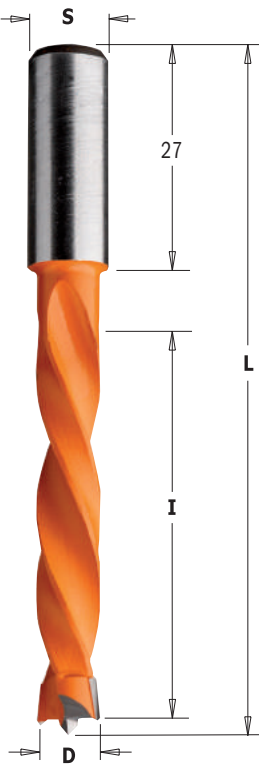
TECHNICAL DETAILS:

- Super-strength steel.
- Cutter portion coated with black or orange P.T.F.E.
- HW head with precision balanced centre point.
- 2 HW precision ground cutting edges [Z2].
- Negatively ground spurs [V2].
- 4 spiral flutes.
- Parallel shank with driving flat and length adjusting screw.

APPLICATION:

used on boring machines equipped with adaptors or chucks.
Used to drill blind holes in solid wood, wood composites, plastic and laminated materials.

4 Flute Dowel Drills



373


HW Z2 V2 RH LH

D mm	I mm	L mm	S mm	PACK QTY.	ORDER NO. Right-hand rotation	ORDER NO. Left-hand rotation
5	50	85	10x27	50	373.050.11	373.050.12
6	50	85	10x27	50	373.060.11	373.060.12
7	50	85	10x27	50	373.070.11	373.070.12
8	50	85	10x27	50	373.080.11	373.080.12
10	50	85	10x27	50	373.100.11	373.100.12
12	50	85	10x27	10	373.120.11	373.120.12

TECHNICAL DETAILS:

- Super-strength steel.
- Cutter portion coated with black or orange P.T.F.E.
- HW head with precision balanced centre point.
- 2 HW precision ground cutting edges [Z2].
- Negatively ground spurs [V2].
- 4 spiral flutes.
- Parallel shank with driving flat and length adjusting screw.

Spare parts

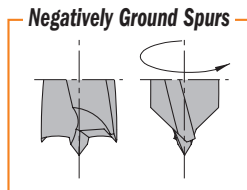


Optional

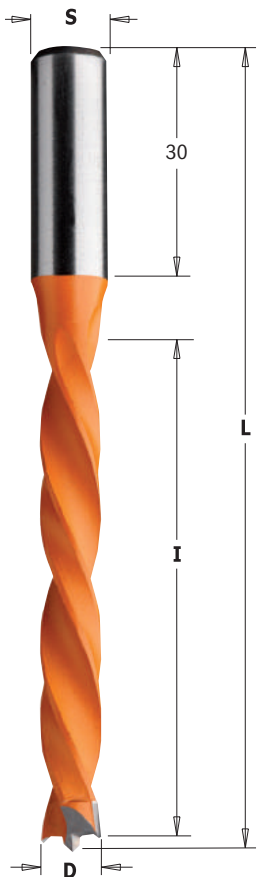


APPLICATION:

used on boring machines equipped with adaptors or chucks.
Used to drill blind holes in solid wood, wood composites, plastic and laminated materials.



4 Flute Dowel Drills



372


HW Z2 V2 RH LH

D mm	I mm	L mm	S mm	PACK QTY.	ORDER NO. Right-hand rotation	ORDER NO. Left-hand rotation
5	65	105	10x30	10	372.050.11	372.050.12
6	65	105	10x30	10	372.060.11	372.060.12
7	65	105	10x30	10	372.070.11	372.070.12
8	65	105	10x30	10	372.080.11	372.080.12
10	65	105	10x30	10	372.100.11	372.100.12
12	65	105	10x30	10	372.120.11	372.120.12

TECHNICAL DETAILS:

- Super-strength steel.
- Cutter portion coated with black or orange P.T.F.E.
- HW head with precision balanced centre point.
- 2 HW precision ground cutting edges [Z2].
- Negatively ground spurs [V2].
- 4 spiral flutes.
- Parallel shank with driving flat and length adjusting screw.

Spare parts

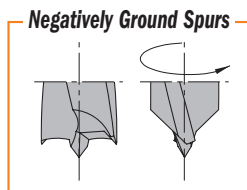


Optional

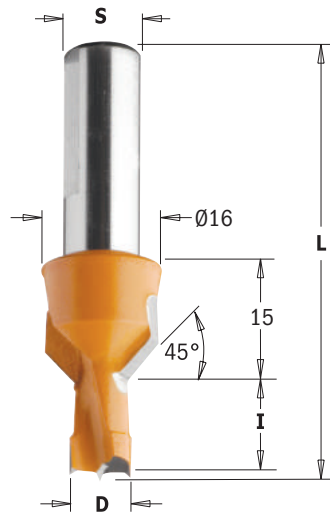


APPLICATION:

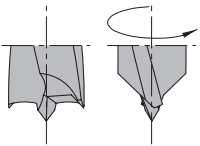
used on boring machines equipped with adaptors or chucks.
Used to drill blind holes in solid wood, wood composites, plastic and laminated materials.



Dowel Drills with Countersink



Negatively Ground Spurs



376-377



D mm	I mm	L mm	S mm	PACK Qty.	ORDER NO.	ORDER NO.
					Right-hand rotation	Left-hand rotation
8	12	57,5	10	10	376.080.11	376.080.12
8	13	57,5	10	10	376.083.11	376.083.12
8	15	57,5	10	10	376.081.11	376.081.12
8	20	57,5	10	10	376.082.11	376.082.12
10	12	57,5	10	10	376.100.11	376.100.12
10	13	57,5	10	10	376.103.11	376.103.12
10	15	57,5	10	10	376.101.11	376.101.12
10	20	57,5	10	10	376.102.11	376.102.12
8	12	70	10	10	377.080.11	377.080.12
8	13	70	10	10	377.083.11	377.083.12
8	15	70	10	10	377.081.11	377.081.12
8	20	70	10	10	377.082.11	377.082.12
10	12	70	10	10	377.100.11	377.100.12
10	13	70	10	10	377.103.11	377.103.12
10	15	70	10	10	377.101.11	377.101.12
10	20	70	10	10	377.102.11	377.102.12

TECHNICAL DETAILS:

- Super-strength steel.
- Spiral portion coated with orange or black P.T.F.E.
- HW head with precision balanced centre point.
- 2 precision ground cutting edges [Z2].
- 2 ground spurs [V2].
- 2 spiral flutes.
- Parallel shank with driving flat and length adjusting screw.

Spare parts



990.003.00

Optional

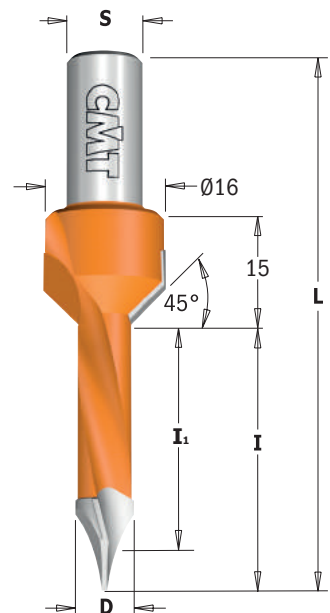


990.088.00

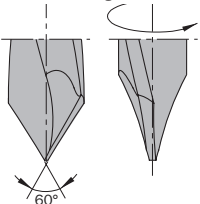
APPLICATION:

used for drilling and countersinking in solid wood, wood composites, plastic and laminated materials. Suitable for high performance speed on boring machines equipped with adaptors or chucks.

Dowel Drills for Through Holes with Countersink



60° Through Holes



378



D mm	I mm	I ₁ mm	L mm	S mm	PACK Qty.	ORDER NO.	ORDER NO.
						Right-hand rotation	Left-hand rotation
5	35	31	70	10	10	378.052.11	378.052.12
7	35	29,5	70	10	10	378.072.11	378.072.12
8	35	29	70	10	10	378.082.11	378.082.12
10	35	26,5	70	10	10	378.102.11	378.102.12

TECHNICAL DETAILS:

- Super-strength steel.
- Spiral portion coated with orange or black P.T.F.E.
- HW head with precision balanced centre point.
- 2 precision ground cutting edges [Z2].
- 2 ground spurs [V2].
- 2 spiral flutes.
- Parallel shank with driving flat and length adjusting screw.

Spare parts



990.003.00

Optional

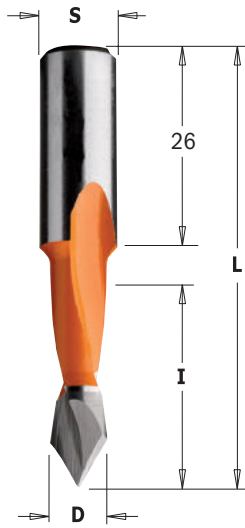


990.088.00

APPLICATION:

used for drilling and countersinking in solid wood, wood composites, plastic and laminated materials. Suitable for high performance speed on boring machines equipped with adaptors or chucks.

2 Flute Dowel Drills for Through Holes



313

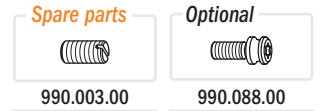


D mm	I mm	L mm	S mm	PACK QTY.	ORDER NO. Right-hand rotation	ORDER NO. Left-hand rotation
5	27	57,5	10x26	50	313.050.11	313.050.12
6	27	57,5	10x26	50	313.060.11	313.060.12
8	27	57,5	10x26	50	313.080.11	313.080.12
10	27	57,5	10x26	50	313.100.11	313.100.12

For panels with maximum 20mm in thickness.

TECHNICAL DETAILS:


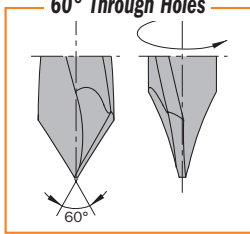
- Super-strength steel.
- Spiral portion coated with orange or black P.T.F.E.
- HW head with precision balanced centre point.
- 2 precision ground cutting edges [Z2].
- 2 spiral flutes.
- Parallel shank with driving flat and length adjusting screw.



APPLICATION:

used on boring machines and dowel drilling devices.
Use for drilling through holes in solid wood, wood composites, plastic and laminated materials.

60° Through Holes



314



D mm	I mm	L mm	S mm	PACK QTY.	ORDER NO. Right-hand rotation	ORDER NO. Left-hand rotation
4	30	70	10x26	50	314.040.11	314.040.12
4,76	35	70	10x26	50	314.047.11	314.047.12
5	35	70	10x26	50	314.050.11	314.050.12
5,55	35	70	10x26	50	314.055.11	314.055.12
6	35	70	10x26	50	314.060.11	314.060.12
6,35	35	70	10x26	50	314.064.11	314.064.12
7	35	70	10x26	50	314.070.11	314.070.12
8	35	70	10x26	50	314.080.11	314.080.12
9	35	70	10x26	50	314.090.11	314.090.12
9,52	35	70	10x26	50	314.095.11	314.095.12
10	35	70	10x26	50	314.100.11	314.100.12
12	35	70	10x26	10	314.120.11	314.120.12
12,7	35	70	10x26	10	314.127.11	314.127.12

For panels with maximum 25-30mm in thickness.

366

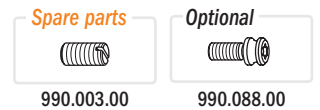


D mm	I mm	L mm	S mm	PACK QTY.	ORDER NO. Right-hand rotation	ORDER NO. Left-hand rotation
5	44	77	10x26	50	366.050.11	366.050.12
6	44	77	10x26	50	366.060.11	366.060.12
8	44	77	10x26	50	366.080.11	366.080.12
10	44	77	10x26	50	366.100.11	366.100.12
12	44	77	10x26	10	366.120.11	366.120.12

For panels with maximum 30-40mm in thickness.

TECHNICAL DETAILS:

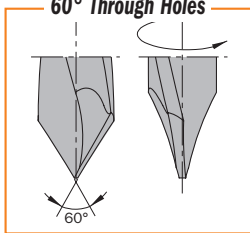
- Super-strength steel.
- Spiral portion coated with orange or black P.T.F.E.
- HW head with precision balanced centre point.
- 2 precision ground cutting edges [Z2].
- 2 spiral flutes.
- Parallel shank with driving flat and length adjusting screw.



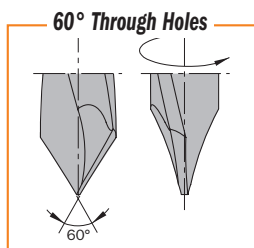
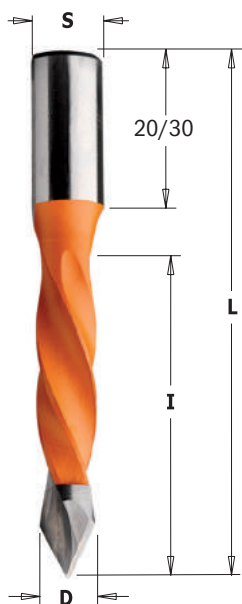
APPLICATION:

used on boring machines and dowel drilling devices.
Use for drilling through holes in solid wood, wood composites, plastic and laminated materials.

60° Through Holes



4 Flute Dowel Drills for Through Holes



374 For panels with maximum 20-25mm in thickness.



D mm	I mm	L mm	S mm	PACK QTY.	ORDER NO. Right-hand rotation	ORDER NO. Left-hand rotation
5	30	57,5	10x20	50	374.050.11	374.050.12
8	30	57,5	10x20	50	374.080.11	374.080.12

375 For panels with maximum 30-35mm in thickness.

D mm	I mm	L mm	S mm	PACK QTY.	ORDER NO. Right-hand rotation	ORDER NO. Left-hand rotation
4	40	70	10x20	50	375.040.11	375.040.12
5	40	70	10x20	50	375.050.11	375.050.12
6	40	70	10x20	50	375.060.11	375.060.12
7	40	70	10x20	50	375.070.11	375.070.12
8	40	70	10x20	50	375.080.11	375.080.12
9	40	70	10x20	50	375.090.11	375.090.12
10	40	70	10x20	50	375.100.11	375.100.12

381 For panels with maximum 60-65mm in thickness.

D mm	I mm	L mm	S mm	PACK QTY.	ORDER NO. Right-hand rotation	ORDER NO. Left-hand rotation
5	70	115	10x30	10	381.050.11	381.050.12
6	70	115	10x30	10	381.060.11	381.060.12
8	70	115	10x30	10	381.080.11	381.080.12
10	70	115	10x30	10	381.100.11	381.100.12

TECHNICAL DETAILS:

- Super-strength steel
- Spiral portion coated with orange or black P.T.F.E.
- HW head with precision balanced centre point
- 2 precision ground cutting edges [Z2] - 4 spiral flutes
- Parallel shank with driving flat and length adjusting screw.

Spare parts



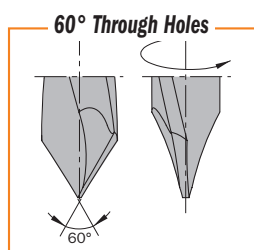
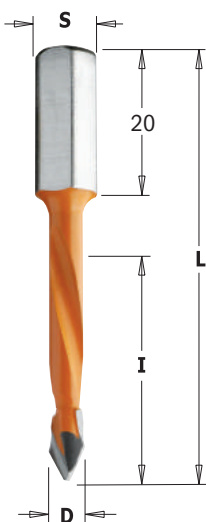
Optional



APPLICATION:

used on boring machines and dowel drilling devices.
Use for drilling through holes in solid wood, wood composites, plastic and laminated materials.

2 Flute Dowel Drills for Through Holes



367



D mm	I mm	L mm	S mm	PACK QTY.	ORDER NO. Right-hand rotation	ORDER NO. Left-hand rotation
5	30	56	8x20	50	367.050.11	367.050.12
8	30	56	8x20	50	367.080.11	367.080.12

For panels with maximum 20-25mm in thickness.

368

D mm	I mm	L mm	S mm	PACK QTY.	ORDER NO. Right-hand rotation	ORDER NO. Left-hand rotation
5	43	70	8x20	50	368.050.11	368.050.12
6	43	70	8x20	50	368.060.11	368.060.12
7	43	70	8x20	50	368.070.11	368.070.12
8	43	70	8x20	50	368.080.11	368.080.12

For panels with maximum 35-40mm in thickness

TECHNICAL DETAILS:

- Super-strength steel
- Spiral portion coated with orange or black P.T.F.E.
- HW head with precision balanced centre point
- 2 precision ground cutting edges [Z2]
- 2 spiral flutes
- Parallel shank with driving flat and length adjusting screw.

Spare parts



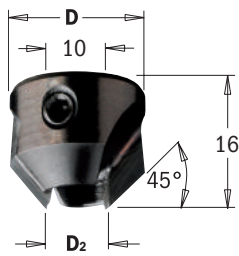
Optional



APPLICATION:

used on boring machines and dowel drilling devices.
Use for drilling through holes in solid wood, wood composites, plastic and laminated materials.

Countersinks for 2 Flutes Dowel Drills



315



D ₂ mm	D mm	PACK QTY.	ORDER NO. Right-hand rotation	ORDER NO. Left-hand rotation
5 ~ 10	20	10	315.200.11	315.200.12
11 ~ 12	22	10	315.220.11	315.220.12

**For assembly on the shank of the drill.
For use with the following parts: 310-311-362-313-314-366 HW**



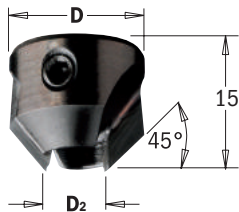
TECHNICAL DETAILS:

- Super-strength steel.
- 2 precision ground carbide tipped cutting edges [Z2].
- Direct clamp on the shank of the drills.

APPLICATION:

used for chamfering and drilling in solid wood, wood composites, plastic and laminated materials.

Countersinks for 4 Flutes Dowel Drills



316



D ₂ mm	D mm	PACK QTY.	ORDER NO. Right-hand rotation	ORDER NO. Left-hand rotation
4	16	10	316.040.11	316.040.12
5	16	10	316.050.11	316.050.12
6	16	10	316.060.11	316.060.12
7	16	10	316.070.11	316.070.12
8	18	10	316.080.11	316.080.12
9	18	10	316.090.11	316.090.12
10	20	10	316.100.11	316.100.12
12	20	10	316.120.11	316.120.12

**For assembly on the spiral head of the bit.
Adjustable depth.
For use with the following parts:
306-307-308-309-373-374-375-338-339
340-341-342-343-344-346-352-353 HW**

TECHNICAL DETAILS:

- Super-strength steel.
- 2 HW precision ground cutting edges [Z2].

APPLICATION:


used for drilling and chamfering in solid wood, wood composites, plastic and laminated materials.



315 Assembly Illustration

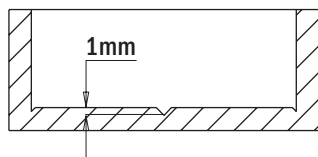
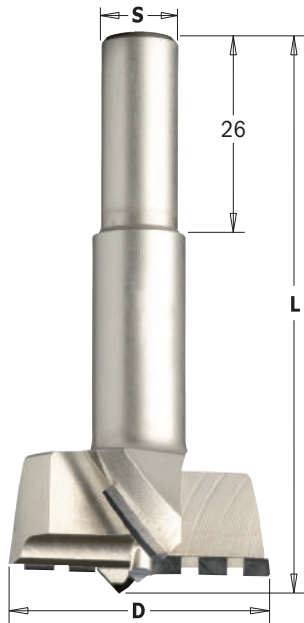


316 Assembly Illustration



LINE	XTREME DIAMOND	XTREME FLAT	INDUSTRIAL with chipbreaker	INDUSTRIAL
PERFORMANCE	SUPERIOR ★★★★★	SUPERIOR ★★★★★	EXCELLENT ★★★	VERY GOOD ★★★
BIT				
DESCRIPTION	Designed for heavy duty drilling in Large-Scale Industrial Manufacturing ensuring high impact resistance, greater durability and good chip evacuation thanks to the chipbreaker.	Designed for heavy duty drilling in Large-Scale Industrial Manufacturing ensuring high impact resistance and greater durability.	Designed for medium-duty to light-duty drilling in medium-scale to small-scale industrial manufacturing ensuring good chip evacuation thanks to the chipbreaker.	Designed for medium-duty to light-duty drilling in medium-scale to small-scale industrial manufacturing ensuring rigorous impact resistance and good durability.
USER	LARGE-SCALE INDUSTRIAL MANUFACTURING	LARGE-SCALE INDUSTRIAL MANUFACTURING	LARGE-SCALE TO MEDIUM-SCALE INDUSTRIAL MANUFACTURING	LARGE-SCALE TO MEDIUM-SCALE INDUSTRIAL MANUFACTURING
RECOMMENDED USE	INDUSTRIAL PRODUCTION	INDUSTRIAL PRODUCTION	INDUSTRIAL/REMODELER	INDUSTRIAL/REMODELER
MATERIALS	Ideal for chipboard, MDF, HDF, laminates and abrasive panels where long lifetime is required.	Ideal for chipboard, MDF, HDF and laminates. Non-protruding center-point and spurs make this tool perfect for low-thickness panels.	Excellent for solid wood. Good for chipboard, MDF, HDF and laminates.	Excellent for solid wood. Good for chipboard, MDF, HDF and laminates.
SHARPENING & MAINTENANCE	NEGATIVELY GROUND SPURS: standard design with HW head with precision balanced centre point, 2 HW precision ground cutting edges with chipbreaker and 2 negatively ground spurs.	XTREME FLAT SHARPENING: flat edges with reinforced spurs allow perfect finishing and prolonged drilling at high-speed cutting feed.	NEGATIVELY GROUND SPURS: standard design with HW head with precision balanced centre point, 2 HW precision ground cutting edges with chipbreaker and 2 negatively ground spurs.	NEGATIVELY GROUND SPURS: standard design with HW head with precision balanced centre point, 2 HW precision ground cutting edges and 2 negatively ground spurs.
DIAMOND / CARBIDE	The special polycrystalline diamond formula increases tool life up to 20 times longer than HW hinge bits. Good number of resharpenings guaranteed. The best quality/price ratio	INDUSTRIAL CHROMIUM MICROGRAIN CARBIDE The special chromium enhanced carbide produces clean bores with no rough edges even in the corners. In addition Chromium Micrograin Carbide guarantees exceptional resistance to fatigue and abrasion for longer lifetime.	INDUSTRIAL GRADE CARBIDE Fine and medium grain carbide grade guarantee reliable prolonged use.	INDUSTRIAL GRADE CARBIDE Fine and medium grain carbide grade guarantee reliable prolonged use.
COATING	High-quality nickel-plated with anti-friction and anti-corrosion properties.	C.M.T.'s P.T.F.E coating provides a non-stick surface preventing resin, glue or sludge residue accumulation on the bit body. Baked at 420°, this unique industrial material is specifically designed to fit woodworking tool requirements.	C.M.T.'s P.T.F.E coating provides a non-stick surface preventing resin, glue or sludge residue accumulation on the bit body. Baked at 420°, this unique industrial material is specifically designed to fit woodworking tool requirements.	C.M.T.'s P.T.F.E coating provides a non-stick surface preventing resin, glue or sludge residue accumulation on the bit body. Baked at 420°, this unique industrial material is specifically designed to fit woodworking tool requirements.
PRICE RANGE	HIGH	MEDIUM/HIGH	MEDIUM	MEDIUM

DP Hinge Boring Bits with chipbreaker



New construction with 1mm centre point

317-369

DP
LONG LIFE
Z2
V2
RH
LH
20X LONGER LIFE THAN CARBIDE

D	L	S	PACK QTY.	ORDER NO. Right-hand rotation	ORDER NO. Left-hand rotation
15*	57,5	10x26	10	317.150.61	317.150.62
35	57,5	10x26	10	317.350.61	317.350.62
15*	70	10x26	10	369.150.61	369.150.62
35	70	10x26	10	369.350.61	369.350.62

*without chipbreaker

TECHNICAL DETAILS:

- Super-strength steel.
- DP head with precision balanced centre point.
- 2 DP precision ground cutting edges with chipbreaker [Z2R].
- 2 DP negatively ground spurs [V2].
- Parallel shank with driving flat and length adjusting screw.

APPLICATION:

ideal for hinges. Use on boring machines equipped with adaptors or chucks. Use for drilling accurate and clean-cut blind holes in wood composites, plastic and laminated materials. Boring performance 20 times longer than HW materials.

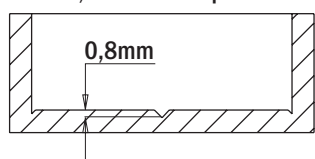
REMARK: special dimensions available on request.

Spare parts 990.003.00
 Optional 990.088.00

Hinge Boring Bits



New construction with 0,8mm centre point



317 TREME



D mm	L mm	S mm	PACK Qty.	ORDER NO. Right-hand rotation	ORDER NO. Left-hand rotation
15	57,5	10x26	10	317.150.41	317.150.42
18	57,5	10x26	10	317.180.41	317.180.42
20	57,5	10x26	10	317.200.41	317.200.42
25	57,5	10x26	10	317.250.41	317.250.42
26	57,5	10x26	10	317.260.41	317.260.42
35*	57,5	10x26	10	317.350.41	317.350.42

*with chipbreaker

369 TREME



D mm	L mm	S mm	PACK Qty.	ORDER NO. Right-hand rotation	ORDER NO. Left-hand rotation
15	70	10x26	10	369.150.41	369.150.42
18	70	10x26	10	369.180.41	369.180.42
20	70	10x26	10	369.200.41	369.200.42
25	70	10x26	10	369.250.41	369.250.42
26	70	10x26	10	369.260.41	369.260.42
35*	70	10x26	10	369.350.41	369.350.42

*with chipbreaker

TECHNICAL DETAILS:

- Super-strength steel.
- Cutter portion coated with orange or black P.T.F.E.
- HW head with precision balanced centre point.
- 2 HW precision ground cutting edges [Z2].
- 2 negatively ground spurs [V2].
- Parallel shank with driving flat and length adjusting screw.

Spare parts



990.003.00

Optional




990.088.00

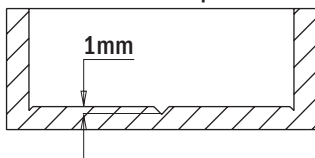
APPLICATION:

ideal for hinges. Use on boring machines equipped with adaptors or chucks. Use for drilling accurate and clean-cut blind holes in solid wood, wood composites, plastic and laminated materials.

Hinge Boring Bits with chipbreaker



New construction with 1mm centre point



317C - 369C



D mm	L mm	S mm	PACK Qty.	ORDER NO. Right-hand rotation	ORDER NO. Left-hand rotation
35	57,5	10x26	10	317.350.11C	317.350.12C
40	57,5	10x26	10	317.400.11C	317.400.12C
45	57,5	10x26	10	317.450.11C	317.450.12C
35	70	10x26	10	369.350.11C	369.350.12C
40	70	10x26	10	369.400.11C	369.400.12C
45	70	10x26	10	369.450.11C	369.450.12C

TECHNICAL DETAILS:

- Super-strength steel.
- Cutter portion coated with orange or black P.T.F.E.
- HW head with precision balanced centre point.
- 2 HW precision ground cutting edges with chipbreaker [Z2R].
- 2 negatively ground spurs [V2].
- Parallel shank with driving flat and length adjusting screw.

Spare parts



990.003.00

Optional




990.088.00

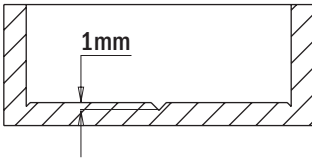
APPLICATION:

ideal for hinges. Used on boring machines equipped with adaptors or chucks. For drilling accurate and clean-cut blind holes in solid wood.

Hinge Boring Bits



New construction with 1mm centre point



317

HW Z2 V2 RH LH

D mm	L mm	S mm	PACK QTY.	ORDER NO. Right-hand rotation	ORDER NO. Left-hand rotation
14	57,5	10x26	10	317.140.11	317.140.12
15	57,5	10x26	10	317.150.11	317.150.12
16	57,5	10x26	10	317.160.11	317.160.12
17	57,5	10x26	10	317.170.11	317.170.12
18	57,5	10x26	10	317.180.11	317.180.12
19	57,5	10x26	10	317.190.11	317.190.12
20	57,5	10x26	10	317.200.11	317.200.12
22	57,5	10x26	10	317.220.11	317.220.12
24	57,5	10x26	10	317.240.11	317.240.12
25	57,5	10x26	10	317.250.11	317.250.12
26	57,5	10x26	10	317.260.11	317.260.12
28	57,5	10x26	10	317.280.11	317.280.12
30	57,5	10x26	10	317.300.11	317.300.12
32	57,5	10x26	10	317.320.11	317.320.12
34	57,5	10x26	10	317.340.11	317.340.12
35	57,5	10x26	10	317.350.11	317.350.12
38	57,5	10x26	10	317.380.11	317.380.12
40	57,5	10x26	10	317.400.11	317.400.12
42	57,5	10x26	10	317.420.11	317.420.12
45	57,5	10x26	10	317.450.11	317.450.12
50	57,5	10x26	10	317.500.11	317.500.12
55	57,5	10x26	10	317.550.11	317.550.12
60	57,5	10x26	10	317.600.11	317.600.12

TECHNICAL DETAILS:

- Super-strength steel.
- Cutter portion coated with orange or black P.T.F.E.
- HW head with precision balanced centre point.
- 2 HW precision ground cutting edges [Z2].
- 2 negatively ground spurs [V2].
- Parallel shank with driving flat and length adjusting screw.

APPLICATION:

ideal for hinges. Use on boring machines equipped with adaptors or chucks. Use for drilling accurate and clean-cut blind holes in solid wood, wood composites, plastic and laminated materials.

369

HW Z2 V2 RH LH

D mm	L mm	S mm	PACK QTY.	ORDER NO. Right-hand rotation	ORDER NO. Left-hand rotation
14	70	10x26	10	369.140.11	369.140.12
15	70	10x26	10	369.150.11	369.150.12
16	70	10x26	10	369.160.11	369.160.12
18	70	10x26	10	369.180.11	369.180.12
20	70	10x26	10	369.200.11	369.200.12
22	70	10x26	10	369.220.11	369.220.12
25	70	10x26	10	369.250.11	369.250.12
26	70	10x26	10	369.260.11	369.260.12
30	70	10x26	10	369.300.11	369.300.12
35	70	10x26	10	369.350.11	369.350.12
40	70	10x26	10	369.400.11	369.400.12
45	70	10x26	10	369.450.11	369.450.12
50	70	10x26	10	369.500.11	369.500.12
55	70	10x26	10	369.550.11	369.550.12
60	70	10x26	10	369.600.11	369.600.12

370

HW Z2 V2 RH LH

D mm	L mm	S mm	PACK QTY.	ORDER NO. Right-hand rotation	ORDER NO. Left-hand rotation
18	77	10x30	10	370.180.11	370.180.12
20	77	10x30	10	370.200.11	370.200.12
25	77	10x30	10	370.250.11	370.250.12
30	77	10x30	10	370.300.11	370.300.12
35	77	10x30	10	370.350.11	370.350.12

Spare parts



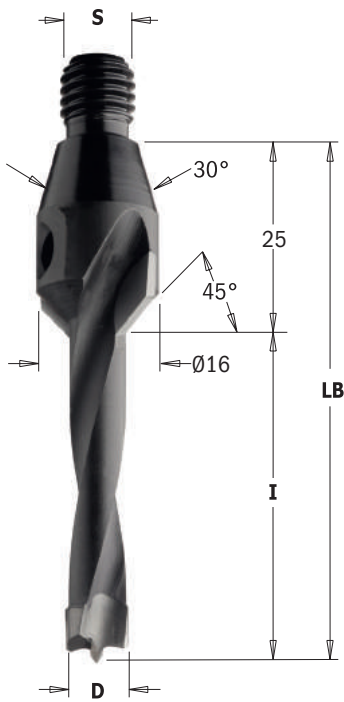
990.003.00

Optional



990.088.00

Dowel Drills with Threaded Shank with Countersink



332-334-336-337



D mm	I mm	LB mm	S mm	PACK QTY.	ORDER NO. Right-hand rotation	ORDER NO. Left-hand rotation
5	20	45	M10/30°	10	332.050.11	332.050.12
6	20	45	M10/30°	10	332.060.11	332.060.12
8	20	45	M10/30°	10	332.080.11	332.080.12
10	20	45	M10/30°	10	332.100.11	332.100.12
12	20	45	M10/30°	10	332.120.11	332.120.12
5	30	55	M10/30°	10	334.050.11	334.050.12
6	30	55	M10/30°	10	334.060.11	334.060.12
8	30	55	M10/30°	10	334.080.11	334.080.12
10	30	55	M10/30°	10	334.100.11	334.100.12
12	30	55	M10/30°	10	334.120.11	334.120.12
5	40	65	M10/30°	10	336.050.11	336.050.12
6	40	65	M10/30°	10	336.060.11	336.060.12
8	40	65	M10/30°	10	336.080.11	336.080.12
10	40	65	M10/30°	10	336.100.11	336.100.12
12	40	65	M10/30°	10	336.120.11	336.120.12
5	50	75	M10/30°	10	337.050.11	337.050.12
6	50	75	M10/30°	10	337.060.11	337.060.12
8	50	75	M10/30°	10	337.080.11	337.080.12
10	50	75	M10/30°	10	337.100.11	337.100.12
12	50	75	M10/30°	10	337.120.11	337.120.12

TECHNICAL DETAILS:

- Super-strength steel.
- HW head with precision balanced centre point.
- 2 precision ground cutting edge [Z2].
- 2 ground spurs [V2].
- 2 spiral flutes.

APPLICATION:

used on boring machines equipped with chucks. Used to drill blind holes in solid wood, wood composites, plastic and laminated materials.

Dowel Drills with Threaded Shank without Countersink



341-342-343



D mm	I mm	LB mm	S mm	PACK QTY.	ORDER NO. Right-hand rotation	ORDER NO. Left-hand rotation
5	30	55	M10/30°	10	341.050.11	341.050.12
6	30	55	M10/30°	10	341.060.11	341.060.12
8	30	55	M10/30°	10	341.080.11	341.080.12
10	30	55	M10/30°	10	341.100.11	341.100.12
12	30	55	M10/30°	10	341.120.11	341.120.12
5	40	65	M10/30°	10	342.050.11	342.050.12
6	40	65	M10/30°	10	342.060.11	342.060.12
8	40	65	M10/30°	10	342.080.11	342.080.12
10	40	65	M10/30°	10	342.100.11	342.100.12
12	40	65	M10/30°	10	342.120.11	342.120.12
5	50	75	M10/30°	10	343.050.11	343.050.12
6	50	75	M10/30°	10	343.060.11	343.060.12
8	50	75	M10/30°	10	343.080.11	343.080.12
10	50	75	M10/30°	10	343.100.11	343.100.12
12	50	75	M10/30°	20	343.120.11	343.120.12

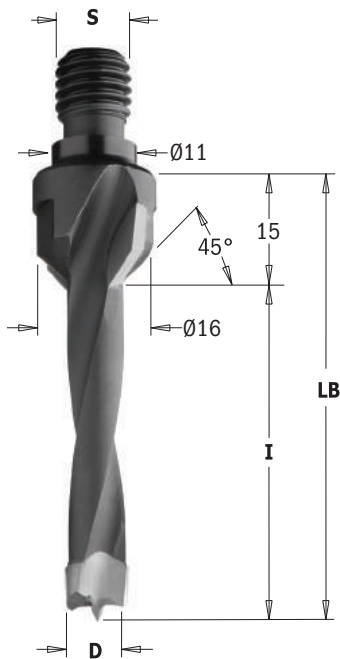
TECHNICAL DETAILS:

- Super-strength steel.
- HW head with precision balanced centre point.
- 2 precision ground cutting edges [Z2].
- 2 ground spurs [V2].
- 4 spiral flutes.

APPLICATION:

used on boring machines equipped with chucks. Used to drill blind holes in solid wood, wood composites, plastic and laminated materials.

Dowel Drills with Threaded Shank with Countersink



325-327-329-330



D mm	I mm	LB mm	S mm	PACK QTY.	ORDER NO.	
					Right-hand rotation	Left-hand rotation
5	20	35	M10/11x4	10	325.050.11	325.050.12
6	20	35	M10/11x4	10	325.060.11	325.060.12
8	20	35	M10/11x4	10	325.080.11	325.080.12
10	20	35	M10/11x4	10	325.100.11	325.100.12
12	20	35	M10/11x4	10	325.120.11	325.120.12
5	30	45	M10/11x4	10	327.050.11	327.050.12
6	30	45	M10/11x4	10	327.060.11	327.060.12
8	30	45	M10/11x4	10	327.080.11	327.080.12
10	30	45	M10/11x4	10	327.100.11	327.100.12
12	30	45	M10/11x4	10	327.120.11	327.120.12
5	40	55	M10/11x4	10	329.050.11	329.050.12
6	40	55	M10/11x4	10	329.060.11	329.060.12
8	40	55	M10/11x4	10	329.080.11	329.080.12
10	40	55	M10/11x4	10	329.100.11	329.100.12
12	40	55	M10/11x4	10	329.120.11	329.120.12
5	50	65	M10/11x4	10	330.050.11	330.050.12
6	50	65	M10/11x4	10	330.060.11	330.060.12
8	50	65	M10/11x4	10	330.080.11	330.080.12
10	50	65	M10/11x4	10	330.100.11	330.100.12
12	50	65	M10/11x4	10	330.120.11	330.120.12

TECHNICAL DETAILS:

- Super-strength steel.
- HW head with precision balanced centre point.
- 2 precision ground cutting edges [Z2].
- 2 spiral flutes.
- 2 ground spurs [V2].

APPLICATION:

used on boring machines equipped with chucks. Used to drill blind holes in solid wood, wood composites, plastic and laminated materials.

Dowel Drills with Threaded Shank without Countersink



338-339-340



D mm	I mm	LB mm	S mm	PACK QTY.	ORDER NO.	
					Right-hand rotation	Left-hand rotation
5	30	45	M10/11x4	10	338.050.11	338.050.12
6	30	45	M10/11x4	10	338.060.11	338.060.12
8	30	45	M10/11x4	10	338.080.11	338.080.12
10	30	45	M10/11x4	10	338.100.11	338.100.12
12	30	45	M10/11x4	10	338.120.11	338.120.12
5	40	55	M10/11x4	10	339.050.11	339.050.12
6	40	55	M10/11x4	10	339.060.11	339.060.12
8	40	55	M10/11x4	10	339.080.11	339.080.12
10	40	55	M10/11x4	10	339.100.11	339.100.12
12	40	55	M10/11x4	10	339.120.11	339.120.12
5	50	65	M10/11x4	10	340.050.11	340.050.12
6	50	65	M10/11x4	10	340.060.11	340.060.12
8	50	65	M10/11x4	10	340.080.11	340.080.12
10	50	65	M10/11x4	10	340.100.11	340.100.12
12	50	65	M10/11x4	10	340.120.11	340.120.12

TECHNICAL DETAILS:

- Super-strength steel.
- HW head with precision balanced centre point.
- 2 precision ground cutting edges [Z2].
- 2 ground spurs [V2].
- 4 spiral flutes.

APPLICATION:

used on boring machines equipped with chucks. Used to drill blind holes in solid wood, wood composites, plastic and laminated materials.

Dowel Drills with Threaded Shank



344



D mm	I mm	LB mm	S mm	PACK QTY.	ORDER NO. Right-hand rotation	ORDER NO. Left-hand rotation
5	43	63	M8	10	344.050.11	344.050.12
6	43	63	M8	10	344.060.11	344.060.12
8	43	63	M8	10	344.080.11	344.080.12
10	43	63	M8	10	344.100.11	344.100.12
12	43	63	M8	10	344.120.11	344.120.12

FOR USE ON THE FOLLOWING MACHINES:
Nottmeyer (older models)

346



D mm	I mm	LB mm	S mm	PACK QTY.	ORDER NO. Right-hand rotation	ORDER NO. Left-hand rotation
5	43	63	M10	10	346.050.11	346.050.12
6	43	63	M10	10	346.060.11	346.060.12
8	43	63	M10	10	346.080.11	346.080.12
10	43	63	M10	10	346.100.11	346.100.12
12	43	63	M10	10	346.120.11	346.120.12

FOR USE ON THE FOLLOWING MACHINES:
Ayen, Holzma, Knoevenagel, Mayer, Torwegge.

TECHNICAL DETAILS:

- Super-strength steel.
- HW head with precision balanced centre point.
- 2 precision ground cutting edges [Z2].
- 2 ground spurs [V2].
- 4 spiral flutes.

APPLICATION:

used on boring machines equipped with chucks. Used to drill blind holes in solid wood, wood composites, plastic and laminated materials.

Dowel Drills with Threaded Shank



352-353



D mm	I mm	LB mm	S mm	PACK QTY.	ORDER NO. Right-hand rotation	ORDER NO. Left-hand rotation
5	30	45	M8/9	10	352.050.11	352.050.12
6	30	45	M8/9	10	352.060.11	352.060.12
8	30	45	M8/9	10	352.080.11	352.080.12
10	30	45	M8/9	10	352.100.11	352.100.12
12	30	45	M8/9	10	352.120.11	352.120.12

5	40	55	M8/9	10	353.050.11	353.050.12
6	40	55	M8/9	10	353.060.11	353.060.12
8	40	55	M8/9	10	353.080.11	353.080.12
10	40	55	M8/9	10	353.100.11	353.100.12
12	40	55	M8/9	10	353.120.11	353.120.12

FOR USE ON THE FOLLOWING MACHINES:
Masterwood (Zangheri & Boschetti)
Morbidelli, Nottmeyer (new design)


TECHNICAL DETAILS:

- Super-strength steel.
- HW head with precision balanced centre point.
- 2 precision ground cutting edges [Z2].
- 2 ground spurs [V2].
- 4 spiral flutes.

APPLICATION:

used on boring machines equipped with chucks. Used to drill blind holes in solid wood, wood composites, plastic and laminated materials.


BITS FOR HAND POWER TOOLS



PRODUCTS	PAGE
Adaptors	302-303
Interchangeable Boring Bits	303
Boring Bits	304~307
Chisel & Bit Sets	307
Plug Cutters & Sets	308-309
Forstner Bits	310
Rosette Cutters	311
Brad Point Bits	312
Bits for Mafell® & Festool® Machines	313
Brad Point Bits & Sets	314-315
Drill Bits for ANUBA Hinges	315
Countersinks & Drills	316~319



Adaptors



509-532-533 ...with parallel shank for interchangeable bits

RH **LH**

S mm	LB mm			PACK QTY.	ORDER NO. Right-hand rotation	ORDER NO. Left-hand rotation
8x30	35			10	532.080.01	
9,5x30	35			10	532.095.01	
10x50	60			1	533.100.01	533.100.02
12x30	35			10	532.120.01	
13x50	100			1	509.130.01	509.130.02
16x50	100			1	509.160.01	509.160.02

For use with the following parts: **501 HW**


TECHNICAL DETAILS:

- Super strength steel.
- Parallel shank with driving flat and adjustable screw length.

APPLICATION:

used on boring machines with adaptor chucks.

Adaptors



511 ...with parallel shank for quick change drills

RH **LH**

S mm	LB mm	PACK QTY.	ORDER NO. Right-hand rotation	ORDER NO. Left-hand rotation
10x20 (with driving flat and screw)	27	10	511.270.01	511.270.02
10x35 (with driving flat and screw)	40	10	511.400.01	511.400.02

For use with the following parts: **501 HW**

TECHNICAL DETAILS:

- Super strength steel.
- Parallel shank with driving flat and adjustable screw length.

APPLICATION:

used on boring machines with adaptor chucks.

Spare parts



990.003.00

Adaptors



506

RH **LH**

S mm	LB mm			PACK QTY.	ORDER NO. Right-hand rotation	ORDER NO. Left-hand rotation
M10/11x4	15			1	506.150.01	506.150.02
M10/11x4	25			1	506.250.01	506.250.02
M10/11x4	35			1	506.350.01	506.350.02

For use with the following parts: **501 HW**

TECHNICAL DETAILS:

- Super strength steel.
- Parallel shank with driving flat and adjustable screw length.

APPLICATION:

used on boring machines with adaptor chucks.



503

RH LH

S mm	LB mm		PACK QTY.	ORDER NO. Right-hand rotation	ORDER NO. Left-hand rotation
M10/30°	25		1	503.250.01	503.250.02
M10/30°	35		1	503.350.01	503.350.02
M10/30°	45		1	503.450.01	503.450.02

For use with the following parts: 501 HW

TECHNICAL DETAILS:

- Super strength steel.
- Parallel shank with driving flat and adjustable screw length

APPLICATION:

used on boring machines with adaptor chucks.



534

RH

S		PACK QTY.	ORDER NO. Right-hand rotation
MK2/Ø20x14F.x1"		1	534.020.01
MK2/M30x1,5		1	534.030.01


For use with the following parts: 501 HW

TECHNICAL DETAILS:

- Super strength steel.

APPLICATION:

used on CNC machines or hand-held routers equipped with adaptor chucks.




501

HW Z2+2 RH LH

D mm	L mm	S mm		PACK QTY.	ORDER NO. Right-hand rotation	ORDER NO. Left-hand rotation
20	30	M12x1		1	501.200.11	501.200.12
22	30	M12x1		1	501.220.11	501.220.12
24	30	M12x1		1	501.240.11	501.240.12
25	30	M12x1		1	501.250.11	501.250.12
26	30	M12x1		1	501.260.11	501.260.12
30	30	M12x1		1	501.300.11	501.300.12
32	30	M12x1		1	501.320.11	501.320.12
34	30	M12x1		1	501.340.11	501.340.12
35	30	M12x1		1	501.350.11	501.350.12
36	30	M12x1		1	501.360.11	501.360.12
38	30	M12x1		1	501.380.11	501.380.12
40	30	M12x1		1	501.400.11	501.400.12
45	30	M12x1		1	501.450.11	501.450.12
50	30	M12x1		1	501.500.11	501.500.12
55	30	M12x1		1	501.550.11	501.550.12
60	30	M12x1		1	501.600.11	501.600.12

Boring Bits with Parallel Shank



512

D mm	L mm	S mm	PACK Qty.	ORDER NO. Right-hand rotation
14	90	10x60	10	512.140.11
15	90	10x60	10	512.150.11
16	90	10x60	10	512.160.11
17	90	10x60	10	512.170.11
18	90	10x60	10	512.180.11
19	90	10x60	10	512.190.11
20	90	10x60	10	512.200.11
21	90	10x60	10	512.210.11
22	90	10x60	10	512.220.11
23	90	10x60	10	512.230.11
24	90	10x60	10	512.240.11
25	90	10x60	10	512.250.11
26	90	10x60	10	512.260.11
27	90	10x60	10	512.270.11
28	90	10x60	10	512.280.11
29	90	10x60	10	512.290.11
30	90	10x60	10	512.300.11
31	90	10x60	10	512.310.11
32	90	10x60	10	512.320.11
33	90	10x60	10	512.330.11
34	90	10x60	10	512.340.11
35	90	10x60	10	512.350.11
38	90	10x60	10	512.380.11
40	90	10x60	10	512.400.11
42	90	10x60	10	512.420.11
45	90	10x50	10	512.450.11
48	90	10x50	10	512.480.11
50	90	10x50	10	512.500.11
55	90	10x50	5	512.550.11
58	90	10x50	5	512.580.11
60	90	10x50	5	512.600.11

TECHNICAL DETAILS:

- Super strength steel.
- HW precision balanced centre point.
- 2 HW precision ground cutting edges [Z2].
- 2 HW negatively ground spurs [V2].
- Parallel shank.

APPLICATION:

used for drilling blind holes in solid wood, wood composites and plastic laminate materials.
Ideal for hinges.

5-Piece Boring Bit Set for Hinges



512.001.01



The perfect set for hinge work and other related applications. Machined from special high speed steel with micrograin carbide tips, these bits are available in diameters of 15, 20, 25, 30 and 35mm. Safely packaged in a solid plastic box with glass front for easy storage and inventory.


TECHNICAL DETAILS:

- Super strength steel.
- HW precision balanced centre point.
- 2 HW precision ground cutting edges [Z2].
- 2 HW negatively ground spurs [V2].
- Parallel shank.

APPLICATION:

used for drilling blind holes in solid wood, wood composites and plastic laminated materials.
Ideal for hinges.

DESCRIPTION	S mm	L mm	BIT DIAMETER mm	PACK Qty.	ORDER NO. Right-hand rotation
5-Piece Boring Bit Set for Hinges	10	90	15-20-25-30-35	5	512.001.01



512

SP Z2 V2 RH

D mm	L mm	S mm	PACK Qty.	ORDER NO. Right-hand rotation
8	90	10x30	10	512.081.31
10	90	10x30	10	512.101.31
12	90	10x30	10	512.121.31
14	90	10x30	10	512.141.31
15	90	10x30	10	512.151.31
16	90	10x30	10	512.161.31
18	90	10x30	10	512.181.31
20	90	10x30	10	512.201.31
22	90	10x30	10	512.221.31
24	90	10x30	10	512.241.31
25	90	10x30	10	512.251.31
26	90	10x30	10	512.261.31
28	90	10x30	10	512.281.31
30	90	10x30	10	512.301.31
32	90	10x30	10	512.321.31
34	90	10x30	10	512.341.31
35	90	10x30	10	512.351.31
38	90	10x30	10	512.381.31
40	90	10x30	10	512.401.31
45	90	10x30	10	512.451.31
50	90	10x30	10	512.501.31

TECHNICAL DETAILS:

- SP steel.
- Precision balanced centre point.
- 2 spurs [V2].
- 2 precision ground cutting edges [Z2].
- Long-lasting cutting performance.
- Parallel shank.

APPLICATION:

used for drilling blind holes in softwood. **Ideal for hinges.**

5-Piece Boring Bit Set for Hinges



512.001.00

SP Z2 V2 RH

The perfect set for hinge work and other related applications. Machined from special high speed steel, these bits are available in diameters of 15, 20, 25, 30 and 35mm. Precisely ground, sharpened with round shanks and safely packaged in a solid plastic box with glass front for easy storage and inventory.


TECHNICAL DETAILS:

- SP steel.
- Precision balanced centre point.
- 2 spurs [V2].
- 2 precision ground cutting edges [Z2].
- Long-lasting cutting performance.

APPLICATION:

used for drilling blind holes in softwood. **Ideal for hinges.**

DESCRIPTION	S mm	L mm	BIT DIAMETER mm	PACK Qty.	ORDER NO. Right-hand rotation
5-Piece Boring Bit Set for Hinges	10	90	15-20-25-30-35	5	512.001.00



513

D mm	L mm	S mm	PACK QTY.	ORDER NO. Right-hand rotation
15	120	13	1	513.150.11
16	120	13	1	513.160.11
18	120	13	1	513.180.11
20	120	13	1	513.200.11
22	125	13	1	513.220.11
25	125	13	1	513.250.11
26	125	13	1	513.260.11
28	130	13	1	513.280.11
30	130	13	1	513.300.11
35	130	13	1	513.350.11
40	130	13	1	513.400.11
45	130	13	1	513.450.11
50	130	13	1	513.500.11
55	140	13	1	513.550.11
60	140	13	1	513.600.11

514

D mm	L mm	S mm	PACK QTY.	ORDER NO. Right-hand rotation
15	120	16	1	514.150.11
16	120	16	1	514.160.11
18	120	16	1	514.180.11
20	120	16	1	514.200.11
22	125	16	1	514.220.11
25	125	16	1	514.250.11
26	125	16	1	514.260.11
28	130	16	1	514.280.11
30	130	16	1	514.300.11
32	130	16	1	514.320.11
35	130	16	1	514.350.11
40	130	16	1	514.400.11
45	130	16	1	514.450.11
50	130	16	1	514.500.11
55	140	16	1	514.550.11
60	140	16	1	514.600.11

TECHNICAL DETAILS:

- Super strength steel.
- HW precision balanced centre point.
- 2 HW precision ground cutting edges [Z2].
- 2 HW negatively ground spurs [V2].
- Parallel shank.

APPLICATION:

used for drilling blind holes in solid wood, wood composites and plastic laminated materials.
Ideal for hinges.

Boring Bits with Parallel Shank



392

HW Z2 V2 RH

D mm	L mm	S mm	PACK QTY.	ORDER NO. Right-hand rotation
15	60	8	10	392.150.11
20	60	8	10	392.200.11
25	60	8	10	392.250.11
26	60	8	10	392.260.11
30	60	8	10	392.300.11
35	60	8	10	392.350.11
35	60	12,7	10	392.351.11
40	60	8	10	392.400.11

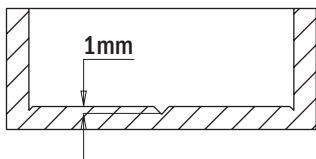
TECHNICAL DETAILS:

- Super strength steel.
- HW precision balanced centre point.
- 2 HW precision ground cutting edges [Z2].
- 2 HW negatively ground spurs [V2].
- Parallel shank.
- Right-hand rotation (RH).

APPLICATION:

for use on drilling machines and hand-held routers in solid wood, wood composites and plastic laminated materials.

Ideal for hinges and blind holes.



New construction with 1mm centre point

Mortise Chisel & Bit Sets



543

HSS Z1 RH

mm	D inches	mm	S inches	PACK QTY.	ORDER NO. Right-hand rotation
6,35	1/4	19	3/4	1	543.064.51
8	5/16	19	3/4	1	543.079.51
9,5	3/8	19	3/4	1	543.095.51
12,7	1/2	19	3/4	1	543.127.51
15,8	5/8	19	3/4	1	543.158.51
19	3/4	19	3/4	1	543.190.51

It's tough to beat the "old faithful" mortise and tenon joint for strength and accuracy, even with all the other joining options in the world of woodworking.

It isn't the easiest joint to make, but for sure it helps to have the best quality tools in your shop. That's why we've added a new selection of chisel and bit sets in all the popular sizes 6,35mm (1/4") to 19mm (3/4") diameter.

These sets are for use on any standard drill press mortising attachment of mortising machines.



Sample of Chisel Mortiser

SP RH

529



d mm	D mm	L mm	S mm	Z	PACK QTY.	ORDER NO. Right-hand rotation
8	18	140	13	4	5	529.080.31
10	20	140	13	4	5	529.100.31
12	24	140	13	4	5	529.120.31
14	26	140	13	4	5	529.140.31
15	27	140	13	4	5	529.150.31
16	28	140	13	4	5	529.160.31
18	30	140	13	4	5	529.180.31
20	32	140	13	4	5	529.200.31
22	34	140	13	5	5	529.220.31
25	37	140	13	5	5	529.250.31
30	42	140	13	5	5	529.300.31
32	44	140	13	5	5	529.320.31
35	47	160	16	6	2	529.350.31
40	52	160	16	6	2	529.400.31
45	57	160	16	6	2	529.450.31
50	62	160	16	6	2	529.500.31

d inches	D inches	L inches	S inches	Z	PACK QTY.	ORDER NO. Right-hand rotation
3/8	49/64	5-1/2	1/2	4	5	529.095.31
1/2	61/64	5-1/2	1/2	4	5	529.127.31
5/8	1-7/64	5-1/2	1/2	4	5	529.158.31
3/4	1-7/32	5-1/2	1/2	4	5	529.191.31
7/8	1-11/32	5-1/2	1/2	4	5	529.222.31
1	1-15/32	5-1/2	1/2	5	5	529.254.31
1-1/4	1-19/32	5-1/2	1/2	5	5	529.317.31
1-3/8	1-27/32	6-5/16	5/8	6	2	529.349.31
1-1/2	1-31/32	6-5/16	5/8	6	2	529.381.31
1-5/8	2-3/32	6-5/16	5/8	6	2	529.413.31
1-3/4	2-7/32	6-5/16	5/8	6	2	529.445.31
2	2-15/32	6-5/16	5/8	6	2	529.508.31

Use our D=16mm bushing to increase the 13mm shank (order no. 799.130.00 on page 379)

TECHNICAL DETAILS:

- SP steel.
- Long lasting cutter performance.

APPLICATION:


used to make plugs in hard and soft woods.

D mm	D inches	Max RPM Softwood	Max RPM Hardwood
< Ø16	5/8	1000	500
< Ø40	1-37/64	500	300
> Ø40	1-37/64	200	150

500.001/02/03

SP **RH**

We offer a wide range of boring bits and plug cutters in the most popular diameters. If you need to bore or to make plugs in softwood these sets are exactly what you need!



500.001.08 Boring Bit & Plug Cutter Set

SET CONTAINS	D mm	L mm	S mm	ORDER NO. Right-hand rotation
Boring Bit with Parallel Shank	8	90	10	512.081.31
Boring Bit with Parallel Shank	10	90	10	512.101.31
Boring Bit with Parallel Shank	12	90	10	512.121.31
Boring Bit with Parallel Shank	15	90	10	512.151.31
Plug Cutter	8	140	13	529.080.31
Plug Cutter	10	140	13	529.100.31
Plug Cutter	12	140	13	529.120.31
Plug Cutter	15	140	13	529.150.31


500.002.08 Boring Bit & Plug Cutter Set

SET CONTAINS	D mm	L mm	S mm	ORDER NO. Right-hand rotation
Boring Bit with Parallel Shank	16	90	10	512.161.31
Boring Bit with Parallel Shank	20	90	10	512.201.31
Boring Bit with Parallel Shank	25	90	10	512.251.31
Boring Bit with Parallel Shank	30	90	10	512.301.31
Plug Cutter	16	140	13	529.160.31
Plug Cutter	20	140	13	529.200.31
Plug Cutter	25	140	13	529.250.31
Plug Cutter	30	140	13	529.300.31

500.003.08 Boring Bit & Plug Cutter Set

SET CONTAINS	D mm	L mm	S mm	ORDER NO. Right-hand rotation
Boring Bit with Parallel Shank	15	90	10	512.151.31
Boring Bit with Parallel Shank	20	90	10	512.201.31
Boring Bit with Parallel Shank	25	90	10	512.251.31
Boring Bit with Parallel Shank	30	90	10	512.301.31
Plug Cutter	15	140	13	529.150.31
Plug Cutter	20	140	13	529.200.31
Plug Cutter	25	140	13	529.250.31
Plug Cutter	30	140	13	529.300.31

SP Z2 V2 RH

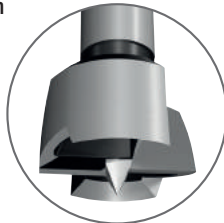


537

D	L	S	PACK QTY.	ORDER NO.
mm	mm	mm		Right-hand rotation
10	90	8	10	537.100.31
12	90	8	10	537.120.31
14	90	8	10	537.140.31
15	90	8	10	537.150.31
16	90	8	10	537.160.31
18	90	8	10	537.180.31
20	90	8	10	537.200.31
22	90	8	10	537.220.31
24	90	8	10	537.240.31
25	90	8	10	537.250.31
26	90	8	10	537.260.31
28	90	8	10	537.280.31
30	90	8	10	537.300.31
32	90	10	10	537.320.31
35	90	10	10	537.350.31
38	90	10	10	537.380.31
40	90	10	10	537.400.31
45	90	10	10	537.450.31
50	90	10	10	537.500.31
55	90	10	5	537.550.31
68	157	12,7	5	537.680.31

D	L	S	PACK QTY.	ORDER NO.
inches	inches	inches		Right-hand rotation
1/4	3-35/64	3/8	10	537.064.31
3/8	3-35/64	3/8	10	537.095.31
1/2	3-35/64	3/8	10	537.127.31
5/8	3-35/64	3/8	10	537.158.31
3/4	3-35/64	3/8	10	537.190.31
7/8	3-35/64	3/8	10	537.222.31
1	3-35/64	3/8	10	537.254.31
1-1/8	3-35/64	3/8	10	537.285.31
1-1/4	3-35/64	3/8	10	537.317.31
1-3/8	3-35/64	3/8	10	537.349.31
1-1/2	3-35/64	3/8	10	537.381.31
1-5/8	3-35/64	3/8	10	537.413.31
1-3/4	3-35/64	3/8	10	537.445.31
1-7/8	3-35/64	3/8	10	537.476.31
2	3-35/64	3/8	10	537.508.31
2-1/8	3-35/64	3/8	5	537.540.31

toothed rim >=Ø25mm



standard rim <Ø25mm

STANDARD RIM AND TOOTHED RIM:

Standard rims provide better guidance but tend to overheat. To overcome heat the larger diameters (>=Ø25mm) are designed with toothed rims.

TECHNICAL DETAILS:

- Super strength SP steel.
- Precision balanced centre point.
- 2 spurs [V2].
- 2 precision ground cutting edges [Z2].
- Long-lasting cutting performance.

APPLICATION:

used to drill precise flat bottom holes with no chipping in any softwood thickness.

Forstner Bit Sets

We offer a wide range of Forstner bits in the most popular diameters. These bits are available separately or in beautiful wooden sets. The high performance stagger tooth design on the bits with larger diameters allows for sharp holes with straight sides and flat bottoms. Bits available for drill presses, electric and cordless drills. Suitable for working on any type of softwood.

- 537.000.04
- 537.000.05
- 537.000.07
- 537.000.12



537.000.16

SP Z2 V2 RH



DESCRIPTION	SHANK	BIT DIAMETER	PACK QTY.	ORDER NO.
				Right-hand rotation
5 pcs. Router Bit Set in clamshell	Ø8-10mm	Ø15-20-25-30-35mm	5	537.000.05
12 pcs. Router Bit Set in clamshell	Ø8-10mm	Ø10-12-14-15-16-18-20-22-25-26-30-35mm	6	537.000.12
4 pcs. Router Bit Set in clamshell	Ø3/8"	Ø1/4" - 1/2" - 3/4" - 1"	5	537.000.04
7 pcs. Router Bit Set in clamshell	Ø3/8"	Ø1/4" - 3/8" - 1/2" - 5/8" - 3/4" - 7/8" - 1"	6	537.000.07
16 pcs. Router Bit Set in plastic box	Ø3/8"	Ø1/4" - 3/8" - 1/2" - 5/8" - 3/4" - 7/8" - 1" - 1-1/8" - 1-1/4"-1-3/8"-1-1/2"-1-5/8"-1-3/4"-1-7/8"-2"-2-1/8"	8	537.000.16



531



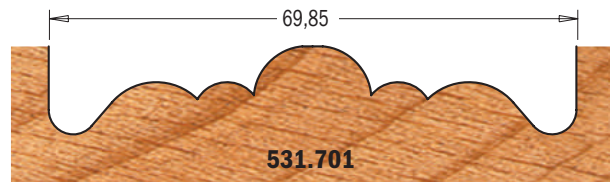
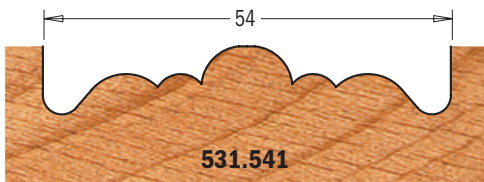
D mm	L mm	S mm	Max RPM	PACK QTY.	ORDER NO. Right-hand rotation
54	73,5	9,5	1500	10	531.541
54	71,3	9,5	1500	10	531.542
54	67,3	9,5	1500	10	531.543
54	72,3	9,5	1500	10	531.544
70	76,5	9,5	1000	5	531.701
70	74	9,5	1000	5	531.702

TECHNICAL DETAILS:

- Super strength steel.
- 2 HW precision ground cutting edges [Z2].
- Parallel exagonal shank.
- Right-hand rotation (RH).

APPLICATION:


to be used on drill presses and drilling power tools at low RPMs (see table). We recommend clamping your workpiece mechanically during boring operations.




Drawings are 1:1 scale




531.541
531.701




531.542
531.702




531.543



531.544





542-535

HSS **Z1** **V1** **RH**

D mm	I mm	L mm	S	S1 mm	RPM max	PACK QTY.	ORDER NO. Right-hand rotation
6	155	230	Hexagonal	6	800 ~ 1400	1	542.060.51
8	155	230	Hexagonal	6,35	800 ~ 1400	1	542.080.51
10	155	230	Hexagonal	9	600 ~ 1200	1	542.100.51
12	155	230	Hexagonal	12	600 ~ 1100	1	542.120.51
14	155	230	Hexagonal	12	600 ~ 1000	1	542.140.51
16	155	230	Hexagonal	12	500 ~ 900	1	542.160.51
18	155	230	Hexagonal	12	500 ~ 800	1	542.180.51
20	155	230	Hexagonal	12	400 ~ 700	1	542.200.51
8	360	460	Hexagonal	6,55	800 ~ 1000	1	535.080.51
10	360	460	Hexagonal	9	600 ~ 1000	1	535.100.51
12	360	460	Hexagonal	12	600 ~ 1000	1	535.120.51
14	360	460	Hexagonal	12	500 ~ 900	1	535.140.51
16	360	460	Hexagonal	12	500 ~ 900	1	535.160.51
18	360	460	Hexagonal	12	450 ~ 800	1	535.180.51
20	360	460	Hexagonal	12	400 ~ 700	1	535.200.51

TECHNICAL DETAILS:

- Super strength HSS steel.
- Precision balanced centre point.
- 1 precision ground cutting edge [Z1].
- 1 spiral flute.
- 1 spur [V1].
- Long-lasting cutting performance.

APPLICATION:

used for drilling deep holes in soft and hardwood.



Brad Point Bits

540

HW **Z2** **V2** **RH**

D mm	L mm	S mm	PACK QTY.	ORDER NO. Right-hand rotation
5	90	8x30	1	540.050.11
6	90	8x30	1	540.060.11
8	90	8x30	1	540.080.11
10	90	8x30	1	540.100.11
12	90	8x30	1	540.120.11

TECHNICAL DETAILS:

- Super strength steel.
- HW head with precision balanced centre point.
- 2 precision ground cutting edges [Z2].
- 2 negatively ground spurs [V2].
- 2 spiral flutes

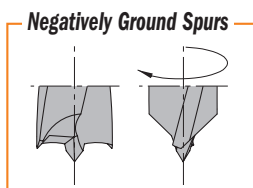
APPLICATION:

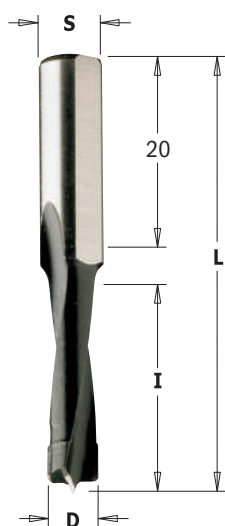
for use on hand-held router to drill blind holes in solid wood, wood composites or plastic laminates.

541 Stop Collars

D mm	PACK QTY.	ORDER NO.	Spare parts	
5	10	541.050.00		
6	10	541.060.00	990.002.00	991.062.00
8	10	541.080.00	990.002.00	991.062.00
10	10	541.100.00	990.002.00	991.062.00
12	10	541.120.00	990.002.00	991.062.00

Stop collars with precision clamping nut and key for quick and easy assembly.





312



D mm	I mm	L mm	S mm	PACK Qty.	ORDER NO. Right-hand rotation
4	30	58	8	10	312.040.11
5	30	58	8	10	312.050.11
6	30	58	8	10	312.060.11
8	30	58	8	10	312.080.11
10	30	58	8	10	312.100.11
12	30	58	8	10	312.120.11
14	30	58	8	10	312.140.11
16	30	58	8	10	312.160.11

These drill bits are made with high-strength steel in order to work with high speed rotation. They are perfect for boring all materials like solid wood, wood and composites, plastic and laminated with **hand-held routers and MAFELL® machine model DD40.**

Spare parts	Optional
990.003.00	990.088.00



TECHNICAL DETAILS:

- Super strength steel.
- Spiral portion coated with black P.T.F.E.
- HW precision balanced centre point.
- 2 HW precision ground cutting edges [Z2].
- 2 spiral flutes.
- Parallel shank with driving flat and length adjusting screw.

Router Bits for Domino® Joining Machines by Festool®



380



D mm	I mm	L mm	S mm	FESTOOL®	PACK Qty.	ORDER NO. Right-hand rotation
• 4	11	38	M6x0,75	DF500	10	380.040.11
5	20	49	M6x0,75	DF500	10	380.050.11
6	28	49	M6x0,75	DF500	10	380.060.11
8	28	49	M6x0,75	DF500	10	380.080.11
10	28	49	M6x0,75	DF500	10	380.100.11
8	50	90	M8x1	DF700	10	380.081.11
10	70	90	M8x1	DF700	10	380.101.11
12	70	90	M8x1	DF700	10	380.121.11
14	70	90	M8x1	DF700	10	380.141.11

• HWM

TECHNICAL DETAILS:


- Premium quality super-strength steel.
- Spiral portion coating with black P.T.F.E.
- Extra-fine micrograin carbide spiral portion.
- 2 cutting edges [Z2].
- 2 spiral flutes.

APPLICATION:

for use on "Domino®" machines to rout slots on solid wood and wood composites.



Brad Point Bits



517

SP HSS Z2 RH

D mm	I mm	L mm	S mm	PACK QTY.	ORDER NO. Right-hand rotation	ORDER NO. Right-hand rotation
3	33	61	3	1	517.030.31	517.030.51
4	43	75	4	1	517.040.31	517.040.51
5	52	86	5	1	517.050.31	517.050.51
6	57	93	6	1	517.060.31	517.060.51
7	69	109	7	1	517.070.31	517.070.51
8	75	117	8	1	517.080.31	517.080.51
9	80	120	9	1	517.090.31	517.090.51
10	80	120	10	1	517.100.31	517.100.51
11	89	142	8	1	517.110.31	517.110.51
12	96	151	8	1	517.120.31	517.120.51
13	96	151	8	1	517.130.31	517.130.51
14	96	151	10	1	517.140.31	517.140.51
15	100	160	10	1	517.150.31	517.150.51
16	100	160	10	1	517.160.31	517.160.51
18	130	180	10	1	517.180.31	
20	135	200	10	1	517.200.31	

SP TECHNICAL DETAILS:

- Super strength SP steel.
- Precision balanced center point.
- 2 precision ground cutting edges [Z2].
- 2 flutes.

APPLICATION:
used for drilling holes in softwood.

HSS TECHNICAL DETAILS:

- Super strength HSS steel.
- Precision balanced center point.
- 2 precision ground cutting edges [Z2].
- 4 flutes.

APPLICATION:
used for drilling holes in soft and hardwood.
Long-lasting cutting performance.

Brad Point Bit Sets



517

HSS SP Z2 RH


5-Piece Brad Point Bit Set

An economical collection of the five most popular sized brad points - 4, 5, 6, 8 and 10mm. Safely packaged in a reusable plastic case for easy storage and access.

8-Piece Brad Point Bit Set

A complete collection of the most popular brad points in the most requested sizes - 3, 4, 5, 6, 7, 8, 9 and 10mm. Safely packaged in a reusable plastic case for easy storage and access.

DESCRIPTION	Z	BIT DIAMETER	PACK QTY.	ORDER NO. Right-hand rotation
5-Pcs. HSS Brad Point Set	4 flutes	(Ø4-5-6-8-10mm)	50	517.001.01
5-Pcs. SP Brad Point Set	2 flutes	(Ø4-5-6-8-10mm)	50	517.001.00
8-Pcs. HSS Brad Point Set	4 flutes	(Ø3-4-5-6-7-8-9-10mm)	30	517.002.01
8-Pcs. SP Brad Point Set	2 flutes	(Ø3-4-5-6-7-8-9-10mm)	30	517.002.00



515

HSS Z2 RH

ANUBA no.	d mm	D-S mm	Ii mm	I mm	LB mm	L mm	PACK QTY.	ORDER NO. Right-hand rotation
9,5	3,8	5,2	18	56	74	132	1	515.095.51
11	4,8	5,7	17	60	76	145	1	515.110.51
13	5,8	6,7	18	68	83	155	1	515.130.51
14,5	6,3	7,2	19	75	89	165	1	515.145.51
16	6,7	7,7	25	85	100	165	1	515.160.51
18	7,7	8,7	25	85	102	165	1	515.180.51
20	8,8	9,8	25	90	104	165	1	515.200.51

Parallel Shank with Driving Flat

ANUBA no.	d mm	D mm	I mm	LB mm	S mm	L mm	PACK QTY.	ORDER NO. Right-hand rotation
9	3,8	5	20	40	10x35	75	1	515.091.51
11	4,2	5,7	20	45	10x35	80	1	515.111.51
13	5,2	6,5	15	50	10x35	85	1	515.131.51
14	5,5	7	15	55	10x35	90	1	515.141.51
16	6	7,7	15	60	10x35	95	1	515.161.51
18	6,6	8,2	20	70	10x35	105	1	515.181.51
20	7,2	8,7	20	80	10x35	115	1	515.201.51

TECHNICAL DETAILS:

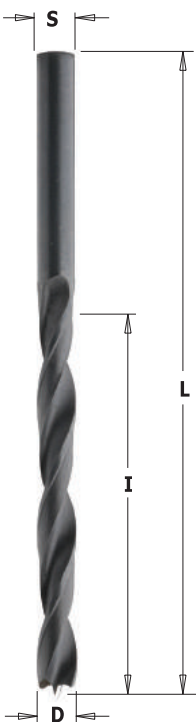
- Super strength steel.
- HSS steel.
- 2 HSS precision ground cutting edges [Z2].
- 2 spiral flutes.

APPLICATION:

used for drilling blind holes in soft and hardwood.



Brad Point Bits



516

HSS Z2 RH LH

D mm	I mm	L mm	S mm	PACK QTY.	ORDER NO. Right-hand rotation	ORDER NO. Left-hand rotation
2	24	49	2	10	516.020.51	516.020.52
2,5	30	57	2,5	10	516.025.51	516.025.52
3	33	61	3	10	516.030.51	516.030.52
3,5	39	70	3,5	10	516.035.51	516.035.52
4	43	75	4	10	516.040.51	516.040.52
4,5	47	80	4,5	10	516.045.51	516.045.52
5	52	86	5	10	516.050.51	516.050.52
5,5	57	93	5,5	10	516.055.51	516.055.52
6	57	93	6	10	516.060.51	516.060.52
7	69	109	7	10	516.070.51	516.070.52
8	75	117	8	10	516.080.51	516.080.52
9	81	125	9	10	516.090.51	516.090.52
10	87	133	10	10	516.100.51	516.100.52

TECHNICAL DETAILS:

- Super strength steel.
- Precision balanced centre point.
- 2 precision ground cutting edges [Z2].
- 2 spiral flutes.
- Common shank and cutting diameter (S=D).

APPLICATION:

used for drilling holes in soft and hardwood.

45° Countersink with Parallel Shank

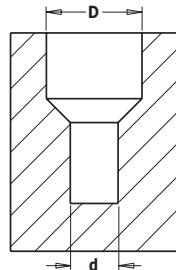


521



d mm	D mm	D ₂ mm	A	S mm	PACK QTY.	ORDER NO.		Spare parts
						Right-hand rotation	Left-hand rotation	
3	12	10	45°	8	10	521.312.11	521.312.12	990.014.00
4	12	10	45°	8	10	521.412.11	521.412.12	990.014.00
5	16	14	45°	10	10	521.516.11	521.516.12	990.014.00
6	16	14	45°	10	10	521.616.11	521.616.12	990.014.00

Spare parts 991.060.00 2mm hex key



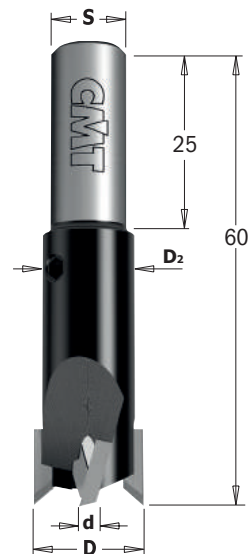
TECHNICAL DETAILS:

- Super strength steel.
- 2 HW precision ground cutting edges [Z2].

APPLICATION:

for use with spiral bits featuring parallel shank.

90° Countersink with Parallel Shank

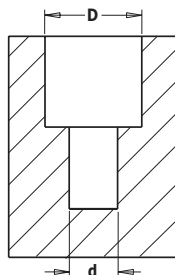


515



d mm	D mm	D ₂ mm	A	S mm	PACK QTY.	ORDER NO.		Spare parts
						Right-hand rotation		
4	12	10	90°	10	10	515.412.11		990.014.00
4	14	12	90°	10	10	515.414.11		990.014.00
5	15	14	90°	10	10	515.515.11		990.014.00
6	14	12	90°	10	10	515.614.11		990.014.00
6	15	14	90°	10	10	515.615.11		990.014.00

Spare parts 991.060.00 2mm hex key



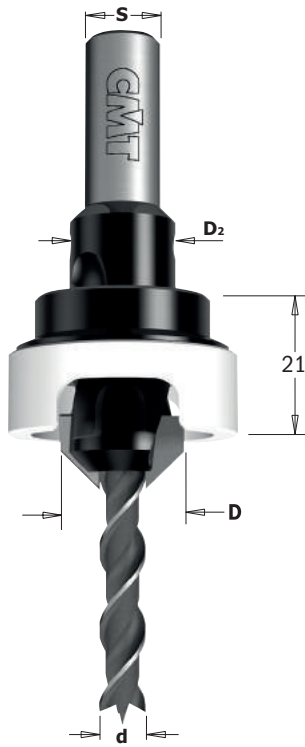
TECHNICAL DETAILS:

- Super strength steel.
- 2 HW precision ground cutting edges [Z2].
- 2 HW negatively ground spurs [V2].

APPLICATION:

for use with spiral bits featuring parallel shank.

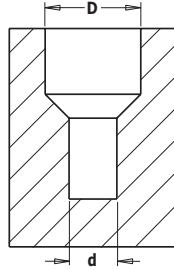
Drill Bits with 45° Countersink Set



521A

d mm	D mm	D ₂ mm	A	S mm	PACK QTY.	ORDER NO. Right-hand rotation
3	12	10	45°	8	10	521.312.11A
4	12	10	45°	8	10	521.412.11A
5	16	14	45°	10	10	521.516.11A
6	16	14	45°	10	10	521.616.11A

Spare parts 990.014.00 Screw
991.060.00 Hex key



TECHNICAL DETAILS:

- Super strength steel.
- Countersink: 2 HW precision ground cutting edges [Z2].

APPLICATION:

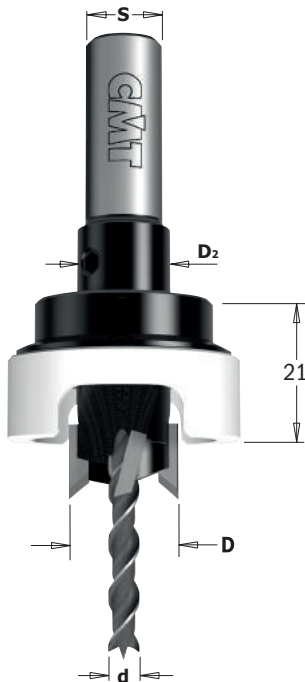
used for drilling holes in soft, hardwood and wood composites.

Stop collars with precision clamping nut for quick and easy assembly. The Delrin® protection sleeve lets you work without leaving marks on the workpiece.

Spare parts

HW	Z2	RH
521.312.11	517.030.51	541.101.00
521.412.11	517.040.51	541.101.00
521.516.11	517.050.51	541.141.00
521.616.11	517.060.51	541.141.00

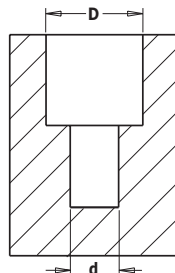
Drill Bits with 90° Countersink Set



515A

d mm	D mm	D ₂ mm	S mm	PACK QTY.	ORDER NO. Right-hand rotation
4	12	10	10	10	515.412.11A
4	14	12	10	10	515.414.11A
5	15	14	10	10	515.515.11A
6	14	12	10	10	515.614.11A
6	15	14	10	10	515.615.11A

Spare parts 990.014.00 Screw
991.060.00 Hex key



TECHNICAL DETAILS:

- Super strength steel.
- Countersink: 2 HW precision ground cutting edges [Z2].
- Countersink: 2 HW negatively ground spurs [V2].

APPLICATION:

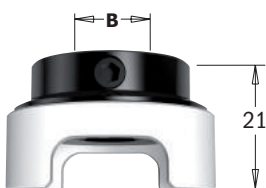
used for drilling holes in soft, hardwood and wood composites.

Stop collars with precision clamping nut for quick and easy assembly. The Delrin® protection sleeve lets you work without leaving marks on the workpiece.

Spare parts

HW	Z2	V2	RH
515.412.11	517.040.51	541.101.00	
515.414.11	517.040.51	541.121.00	
515.515.11	517.050.51	541.141.00	
515.614.11	517.060.51	541.121.00	
515.615.11	517.060.51	541.141.00	

Stop Collars with Delrin® Sleeve




541

B mm	PACK QTY.	ORDER NO.	Spare parts
10	1	541.101.00	990.014.00 991.060.00
12	1	541.121.00	990.014.00 991.060.00
14	1	541.141.00	990.014.00 991.060.00

Stop collars with precision clamping nut for quick and easy assembly. The Delrin® protection sleeve lets you work without leaving marks on the workpiece.

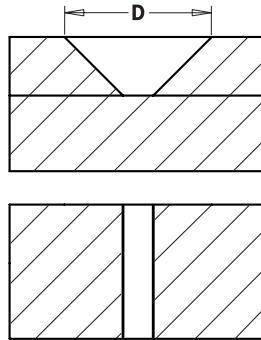
90° Countersink with Parallel Shank



521

HWM Z3 RH

D mm	I mm	L mm	S mm	PACK QTY.	ORDER NO. Right-hand rotation
19,5	9	70	10x48	10	521.002.11

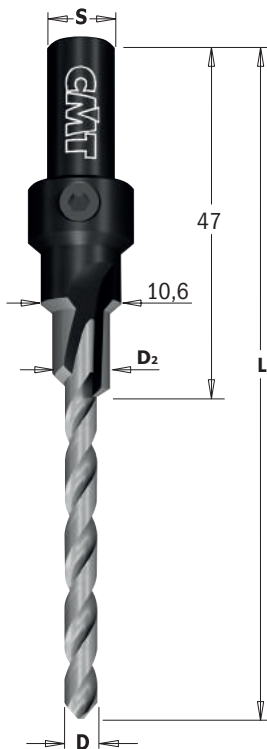


For drilling use bits
serie **516** or **517**

TECHNICAL DETAILS:

- For making 90° countersunk blind holes accepting flat-head fasteners that sit flush with the surface.
- 3 wear-resistant precision ground cutting edges providing a smooth finish on hardened materials.
- Solid carbide tool that is harder than cobalt steel, providing a longer tool life at higher speeds.
- Parallel shank to accommodate most drill chucks.
- Suitable for wood, wood-based, non-ferrous materials and metal.

Drill Bit with Countersink for Screw Joints



515

SP Z1 RH

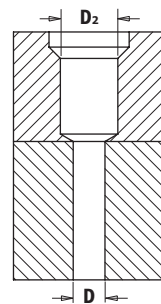
D mm	D ₂ mm	L mm	S mm	PACK QTY.	ORDER NO. Right-hand rotation
4,2	7,6	87	9	1	515.042.31
5	7,6	93,7	9	1	515.050.31

TECHNICAL DETAILS:

- Super strength steel.
- SP steel.
- 1 SP precision ground cutting edge [Z1].
- 1 spiral flute.

APPLICATION:

used for drilling blind holes in soft and hardwood.



Countersinks with Threaded Shank



350



B mm	S mm	PACK QTY.	ORDER NO. Right-hand rotation	ORDER NO. Left-hand rotation
3	M10/Ø11x4	10	350.030.11	350.030.12
4	M10/Ø11x4	10	350.040.11	350.040.12
5	M10/Ø11x4	10	350.050.11	350.050.12

TECHNICAL DETAILS:

- Super strength steel.
- 2 HW precision ground cutting edges [Z2].
- Quick and easy drill change.


APPLICATION:

for use with spiral bits featuring parallel shank.

Spare parts



Countersinks with Threaded Shank



351

B mm	S mm	PACK QTY.	ORDER NO. Right-hand rotation	ORDER NO. Left-hand rotation
3	M10/30°	10	351.030.11	351.030.12
4	M10/30°	10	351.040.11	351.040.12
5	M10/30°	10	351.050.11	351.050.12

TECHNICAL DETAILS:

- Super strength steel.
- 2 HW precision ground cutting edges [Z2].
- Quick and easy drill change.

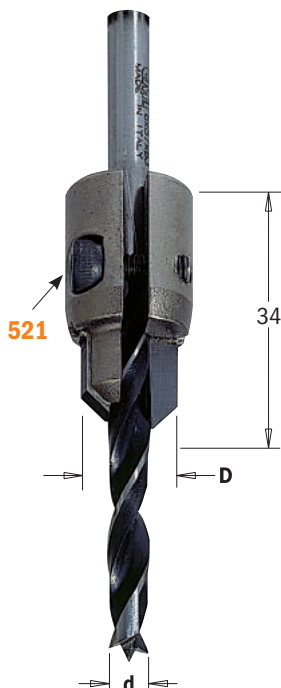
APPLICATION:

for use with spiral bits featuring parallel shank.

Spare parts



Adjustable Countersink

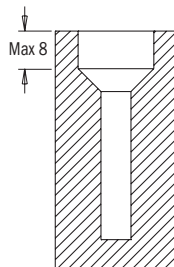
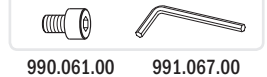


521.001



d mm	D mm	PACK QTY.	ORDER NO. Right-hand rotation
3 ~ 7	11 ~ 15	10	521.001.11

Spare parts



Twist drills	Overall diameter
Ø3	Ø11
Ø4	Ø12
Ø5	Ø13
Ø6	Ø14
Ø7	Ø15

TECHNICAL DETAILS:

- Premium quality HW.
- 2 HW precision ground cutting edges [Z2].
- Quick and easy drill change.

APPLICATION:

for use with spiral bits featuring parallel shank.
Twist drills not included.

FASTX4 SYSTEM: THE HOLE SAW REVOLUTION!

CMT's innovative system offers great advantages to all professionals!

X1 FAST LOCK

ALL IN ONE CLICK!

We developed a unique patented Fast Lock System to quickly change between sizes and types in seconds!

It is the only system that allows the hole saw and the pilot drill to be changed without tools.



X2 FAST DRILL

FAST DRILLING IN ALL CONDITIONS!

Our hole saws have unique body geometry and teeth sharpening which provides fast, precise drilling at Xtreme angles.

- pre-drill at the desired angle
- push the hole saw forward back in position and complete the hole.



X3 FAST BORE ENLARGEMENT

UNIQUE SOLUTION FOR BORE ENLARGEMENT!

CMT's has a unique and fast solution to enlarge your bores. Our innovative pilot drill bit can fit two hole saws, allowing you to enlarge a hole in seconds.





X4 FAST PLUG REMOVAL

EASY PLUG REMOVAL IN ONE CLICK!


No more screwdrivers or tools!

The plug is effortlessly removed by reversing the pilot drill bit.





HOLE SAWS



PRODUCTS	PAGE
Tungsten Carbide-Tipped	324-325
Tungsten Carbide-Tipped Long	326-327
Bi-Metal Plus 8% Cobalt	328-329
Diamond Dry	330-331
Hole Saw Sets	332

Join us on our
YouTube
channel and watch our
Hole Saws video tutorials.



FASTX4 SYSTEM: THE HOLE SAW REVOLUTION!

The innovative patented **FASTX4** system makes the hole saw arbor obsolete. These hole saws have been specifically designed to ensure maximum productivity, lifetime and performance in all materials. CMT offers a professional range for electricians, carpenters, builders, kitchen fitters and all related heating, ventilation and plumbing trades.

SERIES 550 TUNGSTEN CARBIDE-TIPPED SERIES 553 TUNGSTEN CARBIDE-TIPPED LONG



5X
FASTER

10X
LONGER LIFE




LONG LASTING CONSTRUCTION GRADE CARBIDE.
A special formulated construction grade carbide is used for the cutting teeth, which provides 10 times longer cutting life.

Tungsten carbide-tipped multi-purpose hole saws are designed for use in a wide variety of materials such as soft and hardwoods, chipboard, plywood, MDF, plastic, gypsum/plasterboard, soft tiles, solid brick, brick with cavities, aerated concrete block, lightweight aggregate block, breeze block and soft density lime-sandstone building block (max 30 N/mm² hardness).

SERIES 551 BI-METAL PLUS 8% COBALT




2X
LONGER LIFE




BI-METAL PLUS 8% COBALT
Premium bi-metal with 8% cobalt provides Xtreme results in performance and up to 50% longer lifetime than the competition.

Special tooth geometry with regular pitch provides a smoother cut and better chip clearance preventing clogging and heat build-up. Teeth are alternate & side set to minimize binding and friction requiring less feed pressure. Ideal for mild steel (up to 1000 N/mm² strength), stainless steel, non-ferrous metal, aluminium, cast iron, copper and zinc.

SERIES 552 DIAMOND DRY



10X
LONGER LIFE



DIAMOND GRIT PREMIUM GRADE
Very well-shaped and extremely strong cubo-octahedral inclusion-free heat-resistant crystals to deliver fast clean cuts up to 10 times longer life.

Diamond grit edge hole saws have been specially developed for professionals that need to drill in extremely hard materials such as ceramic tile (porcelain, gres, quarry, granite, hard stone), fiberglass, gypsum/plasterboard, fibercement board, Perspex®, where it is increasingly difficult to drill with conventional hole saws. These hole saws guarantee excellent performance and superior lifetime even in the hardest materials.

EYE-CATCHING PACKAGING



03.01.0297 (empty box)



03.01.0296 (empty box)



Teeth are protected with heat shrink wrap film


MATERIAL		SERIE 550-553 	SERIE 551 	SERIE 552 	TIPS
Soft and hardwood		>500 holes	<30 holes		
Plywood, table top		>500 holes	<30 holes		
MDF, chipboard, veneered		>500 holes	<30 holes		
Laminated, Trespa®, HPL		>500 holes	<10 holes		
Gypsum and plasterboard		>500 holes	<50 holes	<20 holes	
Fibercement boards, Eternit®		>50 holes	<10 holes	<20 holes	
Sandwich materials			50~75 holes		
Plastic		>100 holes	<20 holes		
Fiberglass		50~100 holes			
Acrylic glass		>100 holes			Use coolant
Roofing and soft tiles		>50 holes			No concrete tiles
Solid bricks, masonry		>50 holes		<20 holes	
Perforated bricks		>50 holes		<20 holes	
Lime bricks		>50 holes			
Porous and lightweight concrete		>500 holes	<20 holes		
Metals and thin sheet metals			10~40 holes		Use coolant oil
Non-ferrous metals			50~75 holes		Use coolant oil
Aluminium			50~75 holes		Use coolant oil
Stainless steel			30~50 holes		Use coolant oil. Low speed
Cast iron			5~10 holes		Use coolant
Copper, zinc, brass			50~75 holes		Use coolant
Tiles (porcelain, gres, quarry)				10~50 holes	
Hard stone (granite, marble), Okite				10~50 holes	

The number of holes is approximate. Material type, thickness and speed can affect such performance.

Examples of applications by diameter and user (this may vary country to country)

Diameter in mm	19	22	25	30	35	40	44	48	51	54	57	60	64	68	70	76	83	86	92	102	105	127	152	User	
Fitted light	•	•	•	•	•	•	•	•	•	•	•	•	•	•	•	•	•	•	•					Electrician	
Cable feedthrough box				•	•							•							•						
Switch boxes													•												
Plug sockets														•											
Junction boxes															•	•									
Distributor boxes																		•	•						
Air conditioning pipes																				•	•			Heating fitter	
Sanitary and heating pipes	•		•	•	•																			Plumber and heating fitter	
Sanitary, drain and water pipes (insulated)						•	•	•																	

FASTX4 Multi-Purpose Hole Saws



HW **LONG LASTING CONSTRUCTION GRADE CARBIDE.** Cutting teeth are made of a special formulated construction grade carbide which provides a longer cutting life.

SECURED TOOTH TECHNOLOGY As a result of the latest technology, teeth are secured to prevent any breakage during impact with hard materials.

10X **5X**
LONGER LIFE FASTER



MATERIALS

- soft, hardwood and plywood
- chipboard, MDF, veneered, laminated and table top (pre-drill the laminate/melamine by using left-hand rotation for clean finishing)
- gypsum, plasterboard, fibercement board, Eternit®
- plastics (Trespa®, PVC, nylon, polyester)
- fiberglass and acrylic glass
- soft tiles, solid bricks and bricks with cavities, aerated concrete blocks, lightweight aggregate blocks and breeze blocks, soft density lime-sandstone building blocks (max 30 N/mm² hardness); for hardness >30 N/mm² use the diamond dry hole saws.

The plug is effortlessly removed thanks to the innovative slots




Soft tiles



Wood & MDF



Trespa® & Plastic



Plasterboard



Soft bricks



Lime bricks



Use the recommended speeds to get optimum lifetime. The speed affects the hole quality.
Always pre-drill with the center drill to achieve best results.
The percussion/hammer action mode must be turned off when using these hole saws.




mm	D inches	Z	Wood & Mdf RPM	Pvc & FIBERGLASS RPM	MASONRY, BRICK RPM	SOFT TILES RPM	S	PACK QTY.	ORDER NO.
19	3/4	1	1.600	1.000	1.000	640	Hexagonal	10	550-019
20	13/16	1	1.600	1.000	1.000	640	Hexagonal	10	550-020
22	7/8	1	1.460	1.000	1.000	580	Hexagonal	10	550-022
25	1	1	1.280	1.000	1.000	510	Hexagonal	10	550-025
29	1-1/8	1	1.100	940	940	440	Hexagonal	10	550-029
30	1-3/16	1	1.070	910	910	430	Hexagonal	10	550-030
32	1-1/4	1	1.000	850	850	400	Hexagonal	10	550-032
35	1-3/8	1	920	780	780	370	Hexagonal	10	550-035
38	1-1/2	2	840	720	720	340	Hexagonal	10	550-038
40	1-9/16	2	800	680	680	320	Hexagonal	10	550-040
44	1-3/4	2	730	620	620	290	Hexagonal	10	550-044
51	2	3	630	540	540	250	Hexagonal	10	550-051
52	2-1/16	3	620	530	530	250	Hexagonal	10	550-052
54	2-1/8	3	590	510	510	240	Hexagonal	10	550-054
56	2-3/16	3	570	490	490	230	Hexagonal	10	550-056
57	2-1/4	3	560	480	480	220	Hexagonal	10	550-057
60	2-3/8	3	530	460	460	210	Hexagonal	10	550-060
64	2-1/2	3	500	430	430	200	Hexagonal	10	550-064
65	2-9/16	3	500	430	430	200	Hexagonal	10	550-065
68	2-11/16	3	470	400	400	190	Hexagonal	10	550-068
70	2-3/4	3	460	390	390	180	Hexagonal	10	550-070
73	2-7/8	3	440	370	370	180	Hexagonal	10	550-073
76	3	3	420	360	360	170	Hexagonal	10	550-076
79	3-1/8	3	410	350	350	160	Hexagonal	10	550-079
80	3-5/32	3	400	340	340	160	Hexagonal	10	550-080
82	3-15/64	3	390	330	330	160	Hexagonal	10	550-082
83	3-1/4	3	390	330	330	150	Hexagonal	10	550-083
89	3-1/2	3	360	310	310	140	Hexagonal	10	550-089
92	3-5/8	3	350	300	300	140	Hexagonal	10	550-092
102	4	5	310	270	270	130	Hexagonal	5	550-102
105	4-1/8	5	310	260	260	120	Hexagonal	5	550-105
108	4-1/4	5	300	250	250	120	Hexagonal	5	550-108
111	4-3/8	5	290	250	250	120	Hexagonal	5	550-111
114	4-1/2	5	280	240	240	110	Hexagonal	5	550-114
118	4-5/8	5	280	240	240	110	Hexagonal	2	550-118
127	5	5	250	220	220	100	Hexagonal	2	550-127
133	5-1/4	5	240	210	210	100	Hexagonal	2	550-133
152	6	5	210	180	180	80	Hexagonal	2	550-152
168	6-5/8	7	200	150	150	120	Hexagonal	2	550-168
210	8-1/4	7	200	150	150	120	Hexagonal	1	550-210
225	8-7/8	9	160	120	120	95	Hexagonal	1	550-225
260	10-1/4	9	150	110	110	80	Hexagonal	1	550-260
270	10-5/8	9	140	100	100	70	Hexagonal	1	550-270

550-HS1 For $\varnothing 20-30\text{mm}$ (25/32" - 1-3/16"). Hexagonal shank for 10mm (25/64") chuck, HSS center drill, total length 180mm (7-5/64").



550-HW1 For $\varnothing 20-30\text{mm}$ (25/32" - 1-3/16"). Hexagonal shank for 10mm (25/64") chuck, HW center drill, total length 180mm (7-5/64").



550-HS2 For $\varnothing 32\text{mm}$ (1-1/4") and above. Hexagonal shank for 13mm (1/2") chuck, HSS center drill, total length 180mm (7-5/64").



550-HW2 For $\varnothing 32\text{mm}$ (1-1/4") and above. Hexagonal shank for 13mm (1/2") chuck, HW center drill, total length 180mm (7-5/64").



550-DB1 For plug removal and bore enlargement (in hole saws with different hexagonal shank sizes). Hexagonal shank for 13mm (1/2") chuck.



* Bore enlargement: feasible with hole saws with 9mm minimum difference between largest and smallest diameter.



FASTX4 Multi-Purpose Long Hole Saws




553

PERFECT ROUND BACK PLATE

FAST & EASY CHANGE

10X
LONGER LIFE

5X
FASTER



LARGE
CHIP
CLEARANCE
SLOTS



LONG LASTING CONSTRUCTION GRADE CARBIDE.
Cutting teeth are made of a special formulated construction grade carbide which provides a longer cutting life.



SECURED TOOTH TECHNOLOGY
As a result of the latest technology, teeth are secured to prevent any breakage during impact with hard materials.



	D	Z	WOOD & MDF	PVC & FIBERGLASS	MASONRY, BRICK	TILES	S	PACK QTY.	ORDER NO.
mm	inches		RPM	RPM	RPM	RPM			
32	1-1/4	1	800	600	600	400	Hexagonal	10	553-032
45	1-3/4	2	600	450	450	350	Hexagonal	10	553-045
51	2	2	600	450	450	350	Hexagonal	10	553-051
60	2-3/8	2	500	350	350	300	Hexagonal	10	553-060
65	2-9/16	3	500	350	350	300	Hexagonal	10	553-065
68	2-11/16	3	500	350	350	300	Hexagonal	10	553-068
70	2-3/4	3	500	350	350	300	Hexagonal	10	553-070
76	3	3	500	350	350	300	Hexagonal	10	553-076
80	3-5/32	3	300	250	250	200	Hexagonal	10	553-080
83	3-1/4	3	300	250	250	200	Hexagonal	10	553-083
86	3-3/8	3	300	250	250	200	Hexagonal	10	553-086
92	3-5/8	3	300	250	250	200	Hexagonal	10	553-092
102	4	4	300	250	250	200	Hexagonal	5	553-102
105	4-1/8	4	300	250	250	200	Hexagonal	5	553-105
111	4-3/8	4	200	150	150	120	Hexagonal	5	553-111
114	4-1/2	4	200	150	150	120	Hexagonal	5	553-114
121	4-3/4	4	200	150	150	120	Hexagonal	5	553-121
new 127	5	5	200	150	150	120	Hexagonal	5	553-127
130	5-1/8	5	200	150	150	120	Hexagonal	5	553-130
133	5-1/4	5	200	150	150	120	Hexagonal	5	553-133
140	5-1/2	5	200	150	150	120	Hexagonal	1	553-140
152	6	5	200	150	150	120	Hexagonal	1	553-152
160	6-5/16	6	200	150	150	120	Hexagonal	1	553-160
new 177	7	6	200	150	150	120	Hexagonal	1	553-177
190	7-1/2	6	200	150	150	120	Hexagonal	1	553-190
210	8-1/4	7	200	150	150	120	Hexagonal	1	553-210


542.100.51

Auger bit $\varnothing 10\text{mm}$ (25/64") to pre-drill deep holes in wood and wood-based. Hexagonal shank, total length 200mm (7-7/8").



553-HW10

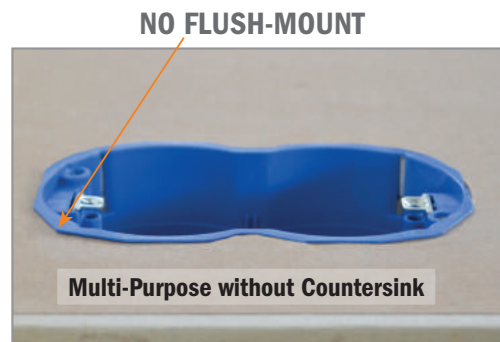
Carbide tipped bit $\varnothing 10\text{mm}$ (25/64") to pre-drill deep holes in masonry materials. Hexagonal shank, total length 200mm (7-7/8").



553-CP2

Heavy Duty center pin $\varnothing 10\text{mm}$ (25/64"). Hexagonal shank, total length 330mm (13").





APPLICATIONS
in wood, plywood, chipboard, MDF, gypsum, plasterboard, fiber cement boards, Eternit®, plastics, bricks and tiles **to create holes in hollow walls for electric flush-mount boxes.**

Example of commercial electric flush-mount boxes.

mm	D inches	Z	WOOD & MDF RPM	PVC & FIBERGLASS RPM	MASONRY, BRICK RPM	TILES RPM	S	PACK QTY.	ORDER NO.
68	2-11/16	3	470	400	400	190	Hexagonal	10	550-068CS

Hole Saws Accessories

550-HS2XL For $\varnothing 32\text{mm}$ (1-1/4") and above. Long heavy duty hexagonal shank, HSS center drill, total length 320mm (12-19/32").



550-HW2XL For $\varnothing 32\text{mm}$ (1-1/4") and above. Long heavy duty hexagonal shank, HW center drill, total length 320mm (12-19/32").



551-HS2XL For $\varnothing 32\text{mm}$ (1-1/4") and above. Long heavy duty hexagonal shank, HSS center drill, total length 320mm (12-19/32").



550-EX1 / 550-EX2 Extensions for center drills for Multi-Purpose hole saws series 550 (with a cutting depth of 52mm) and HSS Bimetal hole saws series 551.




S	mm	L inches	FOR CHUCK mm	PACK QTY.	ORDER NO.
Hexagonal	300	11-13/16	10	10	550-EX1
Hexagonal	300	11-13/16	13	10	550-EX2

550-SDS1 / 550-SDS2 SDS Adaptors for center drills for Multi-Purpose hole saws series 550 (with a cutting depth of 52mm) and HSS Bimetal hole saws series 551.



S	mm	L inches	FOR CHUCK mm	PACK QTY.	ORDER NO.
SDS	95	3-3/4	10	10	550-SDS1
SDS	95	3-3/4	13	10	550-SDS2

FASTX4 Bi-Metal Plus Hole Saws



MATERIALS

- metals (up to 1000 N/mm² strength)
- mild steel,
- stainless steel
- non-ferrous metals, aluminium
- sandwich materials
- cast iron
- copper, zinc, brass



BI-METAL PLUS 8% COBALT
Premium bi-metal with 8% cobalt provides Xtreme results in performance and up to 50% longer lifetime than the competition.




ALTERNATE & SIDE SET TEETH



TEETH DESIGN

Special tooth geometry with regular pitch provides a smoother cut and better chip clearance preventing clogging and heat build-up. Teeth are alternate & side set to minimize binding and friction, requiring less feed pressure.



Stainless steel and cast iron



Zinc, aluminium and copper



SPEED KILLS!

Operating at higher speeds than those recommended will shorten hole saw life and produce very inefficient cutting.



FEED PRESSURE:

Variables in material, work configuration should be considered. Apply sufficient feed pressure to aid good chip removal. Reduce the pressure when hole saw becomes hot or if teeth start to clog with material. Insufficient feed pressure will dull tooth points prematurely, but too much pressure can totally destroy teeth.



COOLING LUBRICANT:

Cutting oil serves several purposes when sawing in metals:

- it cools saw and workpiece
- it reduces heat and abrasion, which can shorten cutting life
- it also helps remove swarf from the cutting surface
- using a cooling lubricant will extend your hole saw life by 500%.



Percussion/hammer action mode must be turned off when using these hole saws.



mm	D inches	METAL RPM	STAINLESS STEEL RPM	CAST IRON RPM	ALUMINIUM RPM	S	PACK QTY.	ORDER NO.
16	5/8	550	270	370	800	Hexagonal	10	551-016
19	3/4	470	230	310	670	Hexagonal	10	551-019
20	13/16	440	220	290	640	Hexagonal	10	551-020
22	7/8	400	200	270	580	Hexagonal	10	551-022
25	1	350	170	230	510	Hexagonal	10	551-025
27	1-1/16	330	160	220	470	Hexagonal	10	551-027
29	1-1/8	310	150	200	440	Hexagonal	10	551-029
30	1-3/16	300	140	190	430	Hexagonal	10	551-030
32	1-1/4	280	140	180	400	Hexagonal	10	551-032
35	1-3/8	250	120	170	370	Hexagonal	10	551-035
38	1-1/2	230	110	150	340	Hexagonal	10	551-038
40	1-9/16	220	110	150	320	Hexagonal	10	551-040
43	1-11/16	210	100	140	300	Hexagonal	10	551-043
44	1-3/4	200	100	130	290	Hexagonal	10	551-044
48	1-7/8	180	90	120	270	Hexagonal	10	551-048
51	2	170	85	110	250	Hexagonal	10	551-051
52	2-1/16	160	80	110	240	Hexagonal	10	551-052
54	2-1/8	160	80	110	240	Hexagonal	10	551-054
57	2-1/4	160	75	100	220	Hexagonal	10	551-057
60	2-3/8	150	70	95	210	Hexagonal	10	551-060
64	2-1/2	140	70	90	205	Hexagonal	10	551-064
65	2-9/16	140	70	90	205	Hexagonal	10	551-065
68	2-11/16	130	65	80	185	Hexagonal	10	551-068
70	2-3/4	130	60	80	185	Hexagonal	10	551-070
73	2-7/8	120	60	80	180	Hexagonal	10	551-073
76	3	120	55	75	170	Hexagonal	10	551-076
79	3-1/8	110	55	70	165	Hexagonal	10	551-079
83	3-1/4	105	50	70	155	Hexagonal	10	551-083
86	3-3/8	105	50	65	150	Hexagonal	10	551-086
89	3-1/2	100	50	65	145	Hexagonal	10	551-089
92	3-5/8	95	45	60	140	Hexagonal	10	551-092
102	4	85	45	55	130	Hexagonal	5	551-102
105	4-1/8	80	40	55	120	Hexagonal	5	551-105
108	4-1/4	80	40	55	120	Hexagonal	5	551-108
114	4-1/2	80	40	55	120	Hexagonal	5	551-114
127	5	70	35	45	90	Hexagonal	2	551-127
133	5-1/4	65	35	45	90	Hexagonal	2	551-133
140	5-1/2	65	30	40	85	Hexagonal	2	551-140
152	6	55	25	35	75	Hexagonal	2	551-152
168	6-5/8	55	25	35	75	Hexagonal	2	551-168

Cooling



CUTTING OIL

CUTTING OIL

DRY

TURPENTINE



551-HS1


For Bi-Metal PLUS hole saws **Ø16-30mm (5/8" - 1-3/16")**.
Hexagonal shank for **10mm (25/64")** chuck, HSS center drill, total length 160mm (6-5/16").



551-HS2

For Bi-Metal PLUS hole saws **Ø32 (1-1/4") and above**.
Hexagonal shank for **13mm (1/2")** chuck, HSS center drill, total length 160mm (6-5/16").

552



MATERIALS

- floor tiles (porcelain, gres, quarry)
- wall tiles (porcelain, gres, quarry)
- hard stones (granite, marble), Okite
- solid bricks
- masonry
- gypsum/plasterboard
- fiber cement board
- fiberglass



DIAMOND GRIT PREMIUM GRADE


Well-shaped and extremely strong cubo-octaedral inclusion-free heat-resistant crystals deliver fast, clean cuts up to 10 times longer life.

10X
LONGER LIFE


Diamond grit edge hole saws have been specially developed for professionals that need to drill in extremely hard materials where it is increasingly difficult to drill with conventional hole saws. These hole saws guarantee excellent performance and superior lifetime!




Gres, porcelain and ceramic tiles




Granite and Marble




HARD STONE





GRANITE



GRES TILES

 Percussion/hammer action mode must be turned off when using these hole saws. **NO angle grinder, just a high speed drilling machine (minimum 14V recommended).** Always pre-drill with the center drill to achieve the best results. Accurate drill positioning. Center drill reduces the risk of slipping.



Filled with cooling wax

mm	D inches	TILES (CERAMIC & GRES) HARD STONE, BRICKS, MASONRY	S	PACK QTY.	ORDER NO.
5	13/64	RPM 1500 ~ 4000	Hexagonal	10	552-005
6	1/4	RPM 1500 ~ 4000	Hexagonal	10	552-006
8	5/16	RPM 1500 ~ 4000	Hexagonal	10	552-008
10	3/8	RPM 1500 ~ 4000	Hexagonal	10	552-010
12	15/32	RPM 1500 ~ 4000	Hexagonal	10	552-012
14	9/16	RPM 1500 ~ 4000	Hexagonal	10	552-014
16	5/8	RPM 1500 ~ 4000	Hexagonal	10	552-016



mm	D inches	TILES (CERAMIC & GRES) HARD STONE, BRICKS, MASONRY	S	PACK QTY.	ORDER NO.
18	45/64	RPM 1500 ~ 4000	Hexagonal	10	552-018
20	13/16	RPM 1500 ~ 4000	Hexagonal	10	552-020
25	1	RPM 1500 ~ 4000	Hexagonal	10	552-025
32	1-1/4	RPM 1500 ~ 4000	Hexagonal	10	552-032
35	1-3/8	RPM 1500 ~ 4000	Hexagonal	10	552-035
38	1-1/2	RPM 1500 ~ 4000	Hexagonal	10	552-038
51	2	RPM 1500 ~ 4000	Hexagonal	10	552-051
55	2-3/16	RPM 1500 ~ 4000	Hexagonal	10	552-055
68	2-11/16	RPM 1500 ~ 4000	Hexagonal	10	552-068
new 73	2-7/8	RPM 1500 ~ 4000	Hexagonal	10	552-073
76	3	RPM 1500 ~ 4000	Hexagonal	10	552-076
111	4-3/8	RPM 1500 ~ 4000	Hexagonal	5	552-111



← Filled with cooling wax

552-DD1

For diamond dry hole saws ≤ **Ø30mm (1-3/16")**.
Hexagonal shank for **10mm (25/64")** chuck, 8mm diamond center drill, total length 143mm (5-5/8").



← Filled with cooling wax

552-DD2


For diamond dry hole saws ≥ **Ø32mm (1-1/4")**.
Hexagonal shank for **13mm (1/2")** chuck, 10mm diamond center drill, total length 143mm (5-5/8").



552-WAX

Jar **100ml. (3.4oz)**. Cooling Wax, for perfect cooling and lubrication.

**Diamond
dry
step-by-step**



**NO WATER,
LESS MESS!**

BUY HOLE SAWS + ARBORS AND YOU'LL GET THE CASE TO COLLECT THE WHOLE SET FOR FREE!



03.01.0297

The big case is provided empty, image is purely indicative.



03.01.0296

The small case is provided empty, image is purely indicative.

HW

SERIES 550 TUNGSTEN CARBIDE-TIPPED

ORDER NO.	Ø	ORDER NO.	Ø	ORDER NO.
550-020	20	550-056	56	550-HS2
550-022	22	550-060	60	550-HW2
550-025	25	550-064	64	550-HS1
550-029	29	550-068	68	550-HW1
550-030	30	550-070	70	
550-032	32	550-073	73	
550-035	35	550-076	76	
550-040	40	550-080	80	
550-044	44	550-102	102	
550-051	51	550-152	152	

20+4
pcs.

HW

SERIES 550 TUNGSTEN CARBIDE-TIPPED

ORDER NO.	Ø	ORDER NO.	Ø	ORDER NO.
550-025	25	550-060	60	550-HS2
550-032	32	550-064	64	550-HW2
550-035	35	550-068	68	550-HS1
550-040	40	550-080	80	550-HW1
550-051	51	550-102	102	

10+4
pcs.

BIM
8% Co

SERIES 551 BI-METAL PLUS 8% COBALT

ORDER NO.	Ø	ORDER NO.	Ø	ORDER NO.
551-020	20	551-040	40	551-HS2
551-022	22	551-043	43	551-HS1
551-025	25	551-051	51	
551-030	30	551-060	60	
551-035	35	551-079	79	

10+2
pcs.

BIM
8% Co

SERIES 551 BI-METAL PLUS 8% COBALT

ORDER NO.	Ø	ORDER NO.	Ø	ORDER NO.
551-020	20	551-057	57	551-HS2
551-022	22	551-060	60	551-HS1
551-025	25	551-064	64	
551-027	27	551-068	68	
551-030	30	551-076	76	
551-035	35	551-079	79	
551-040	40	551-083	83	
551-043	43	551-089	89	
551-048	48	551-102	102	
551-051	51	551-108	108	

20+2
pcs.


GRIT

SERIES 552 DIAMOND DRY

ORDER NO.	Ø	ORDER NO.	Ø	ORDER NO.
552-005	5	552-016	16	552-DD2
552-006	6	552-020	20	552-DD1
552-008	8	552-025	25	552-WAX
552-010	10	552-032	32	
552-012	12	552-035	35	

10+3
pcs.

POWER TOOLS, JIGS & ACCESSORIES



PRODUCTS	PAGE
Routers & Trimmer	334~336
Oscillating Multi-Tools	337
Router Tables	338-339
Pocket-Pro™ Joinery System	340
Small Stock Holder	341
Professional Straight Edge Clamps	342
Adjustable Precision Router Dado Jig	343
Dovetail Jig	344-345
Eclipse & Circle Cutting Jig	346
Kitchen Worktop Jig	347
Boring Systems	348~350
Inlay & Template Guide Kit	351
Universal Boring Jigs	352-353
3D Router Carver System	354~356
Organizer	356
Tools Cleaner & Lubricant	357
Flexible Templates for Routing	358
Edge Banding Jigs	359
Digital Height Gauge	360
Digital Moisture Meter	360
Digital Angle Gauge & Finder	361
Diamond Whetstones	362
Bowl & Tray System	363
Folding Ruler	364
Carpenter Pencil	364
CMT Professional Tool Bag	364



1010W Router

CMT8E



QUICK ACCESS BRUSHES
change worn brushes quickly and easily.



SAFETY SWITCH SHUTTER
locks during bit change mode to prevent accidental power on.

SIDE AIR VENTS
reduces intake of dust into the motor casing when mounted upside-down in a router table.

ELECTRONIC SPEED CONTROL & SOFT START
From 8.000 - 20.000 RPM.


FULLY ENCLOSED GUARDING
provides maximum protection from the cutting zone.

MULTI-FUNCTION FENCE
provides excellent control for hand-held use and circle cutting.

QUICK FIT PINS
for fast fitment and removal from its fence.



TOP OF TABLE HEIGHT ADJUSTMENT
Top of table height adjustment is possible using the height winder handle from the template guide kit.



Optional

Clamping nuts and collets for CMT8E and CMT7E

DIAMETER	ORDER NO.
D = 6mm	796.660.00
D = 6,35mm	796.664.00
D = 8mm	796.680.00
D = 10mm	796.700.00
D = 12mm	796.720.00
D = 12,7mm	796.727.00

Optional

DESCRIPTION	ORDER NO.
Prebored router plate for CMT7E and CMT8E	CMT300-SB
Guide bush Ø30mm	899.007.00

TECHNICAL SPECIFICATIONS

- Horsepower 1.010 Watt
- No load speed 8.000-20.000 RPM
- Plunge stroke 0-59mm
- Collet diameter..... Ø6-12,7mm
- Tool weight..... 4 Kg

- STANDARD EQUIPMENT**
- Extended baseplate with adjustable fence
 - Fine micrometric adjustment knob.
 - Dust extraction outlet
 - Easy adjustment
 - Wrench for easy cutter change

- Ø8 and Ø12mm collets
- 1 year warranty
- Instruction manual

Worldwide Technical Assistance

DESCRIPTION	ORDER NO.
Router complete with standard equipment	CMT8E

2400W Router



CMT7E

REMOVABLE PLUNGE SPRING

for easy bit adjustment when table mounted.



ELECTRONIC SPEED CONTROL & SOFT START

From 8.000 - 20.000 RPM

SWITCH FROM A PLUNGE TO A FIXED BASE ROUTER

by simply pressing or releasing the button.



QUICK ACCESS BRUSHES

change worn brushes quickly and easily.



SAFETY SWITCH SHUTTER

locks during bit change mode to prevent accidental power on.

SIDE AIR VENTS

reduces intake of dust into the motor casing when mounted upside-down in a router table.

FULLY ENCLOSED GUARDING

provides maximum protection from the cutting zone.

MULTI-FUNCTION FENCE

provides excellent control for hand-held use and circle cutting.


3 STAGE TURRET

with direct reading scales for precise preset cut depths.



TOP OF TABLE HEIGHT ADJUSTMENT

Top of table height adjustment is possible using the height winder handle from the template guide kit.



STANDARD EQUIPMENT

- Extended baseplate with adjustable fence
- Dust extraction outlet
- Infinite micro adjustment
- Wrench for easy cutter change
- Ø8 and Ø12mm collets
- 1 year warranty
- Instruction manual

Worldwide Technical Assistance

Optional



DESCRIPTION	ORDER NO.
Prebored router plate for CMT7E and CMT8E	CMT300-SB
Guide bush Ø30mm	899.007.00

Optional

Clamping nuts and collets for CMT8E and CMT7E

DIAMETER	ORDER NO.
D = 6mm	796.660.00
D = 6,35mm	796.664.00
D = 8mm	796.680.00
D = 10mm	796.700.00
D = 12mm	796.720.00
D = 12,7mm	796.727.00



Fine WoodWorking MAGAZINE



TECHNICAL SPECIFICATIONS

- Horsepower2.400 Watt
- No load speed8.000-20.000 RPM
- Plunge stroke0-68mm
- Collet diameter.....Ø6-12,7mm
- Tool weight.....6 Kg

DESCRIPTION	ORDER NO.
Router complete with standard equipment	CMT7E



QUICK ACCESS BRUSHES
change worn brushes quickly and easily.

ERGONOMIC HANDLE
for a better control during one-handed work

BASE PLATE

QUICK-CLAMP SYSTEM
to easily remove motor from the base


FAST TOOL REPLACEMENT

DESCRIPTION	PACK QTY.	ORDER NO.
550W Professional Trimmer	8	CMT10


Standard Equipment



Aluminium-embossed scale for accurate setting of the desired routing depth



Trimmer guide with Delrin® roller prevents marks on the workpiece



Fine depth adjustment



CMT10-54
Ø10mm guide bush

Standard Equipment

- Extended baseplate with adjustable fence
- Trimmer guide
- Guide bush
- 2 wrenches for easy cutter replacement
- Ø6mm and Ø8mm collet
- 1 year warranty
- Instruction manual

Worldwide Technical Assistance

TECHNICAL SPECIFICATIONS:

- Power.....550 Watt
- No load speed 32.000 RPM
- Plunge stroke.....0-24mm
- Collet diameter.....Ø6-8mm
- Tool weight..... 1,8 Kg

Spare parts



CMT10-16A
Dust guard & base plate



CMT10-17
Clamping nut



CMT10-18 Collet Ø6mm
CMT10-18A Collet Ø6,35mm
CMT10-18B Collet Ø8mm



CMT10-30
Pair of carbon brushes

CMT11

FAST LOCK



SPEED CONTROL 1-6



FAST LOCK

MULTI MATERIALS & APPLICATIONS:



- GRINDING
- SAWING
- JOINT OPENING
- PLASTIC CUTTING
- CARPET REMOVAL
- PLUNGE CUTTING
- WOOD CUTTING
- CUTTING LAMINATE SHEETS
- TUBE LENGTH TRIMMING
- NAIL CUTTING



INCLUDED:



HANDLE



VACUUM HOSE

Standard Equipment

- 1 x Oscillating Multi-tool
- 1 x handle
- 1 x vacuum hose
- 1 x manual
- 1 x plastic carry case

TECHNICAL SPECIFICATIONS:

- Power..... 300 Watt
- Input..... 220/230V
- No load speed 11.000~21.000 RPM
- aw (vibration)..... 19,7m/s² - K=1,5m/s²
- Weight..... 1,2 Kg

Worldwide Technical Assistance

DESCRIPTION	PACK QTY.	ORDER NO.
300W Oscillating Multi-Tools	5	CMT11



New Professional Router Table

CE Approved

CMT ORANGE TOOLS

999.110.00

Router table dimensions:
80x60x(h)90cm. - 26,5 kg. weight

Our quality bits have been designed for you, the professional craftsman, to allow you to confidently work at your best. CMT now offers even more possibilities with our professional router table: the perfect place to combine your skills and CMT quality.

The professional router table system has a strong and sturdy MDF laminate work surface measuring 80x60x2,5cm for easy mobility when working. This free standing table sits at a comfortable height of 90cm on solid high gauge steel legs and weighs 26,5 kg.

The plate is already pre-bored for CMT routers CMT7E but is adaptable to all brands and models of routers on the market. Plate can also fit any router bit up to 98mm in diameter. Choose from our wide range of bits, including multi profile and molding bits or even kitchen bit set. Work easily and safely on this table!



Optional

999.100.11
(mandatory for CE legislation)



order separately

DESCRIPTION	ORDER NO.
CMT professional router table system:	999.110.00
Electric safety switch (mandatory for CE legislation)	999.100.11
CMT7E router and 999.110.00 Professional router table + 999.100.11 Electric safety switch	CMT7E-PRO
Parts included with the table:	
1) Plate (pre-bored for CMT7E) with reduction rings	999.110.33
2) Lexan® safety shield	999.110.06
3) Standing spring press	999.110.08
4) Moulded ABS feather board	999.110.09
5) Transversal mitre gauge	999.110.10
Optional:	
Plate with 2 reduction rings not bored (not for CMT routers)	999.110.03

Industrio Routing System

CE Approved

CMT ORANGE TOOLS

999.500.01

CMT has turned the Industrio routing system into a great tool with new accessories such as a phenolic insert, integral aluminium scales and an improved fence. Also, you will find some new optional features, such as a rugged moulded featherboard and a new mitre gauge.

The system includes:

999.501.09

Phenolic router table insert plate

Measuring 298x374mm (11-3/4"x14-3/4"), the phenolic insert plate is 12mm thick and is far more sturdy and resistant to wear and warping than regular melamine surfaces.

The top also features new aluminium scales on both ends for quick and easy fence setup.

Fast & Easy Bit Change

No need to remove the router or fumble beneath the table top to change the bits. CMT's useful bent wrench allows you to replace the bits from above quickly and easily. 15 kg. shipping weight.

999.501.10

Pivoting, zero-clearance fence with new clamping system.


Use the extruded aluminium fence either as a conventional lock-in-place fence or as a pivoting fence. Quick adjusting clamps on both ends make adjustments a breeze especially when used with the aluminium scales featured on the table top. The replaceable centre section on the fence creates zero-clearance inserts and features a sub-fence made of high density white plastic which guarantees an ultra smooth feeding surface. 8.5kg shipping weight.

999.501.03

Sturdy Melamine Cabinet

Made of 20mm thick melamine, this cabinet is easy to assemble thanks to easy-to-fit screws and cross-dowels. A double-door storage compartment means your tools stay safe and dust-free. 32.5kg shipping weight.

Router table dimensions:
79x59x(h)93cm. - 55 kg. weight



999.501.07 Moulded ABS featherboard setup on table and in fence slots. Includes nuts, bolts and a plastic slide.



999.501.08 Mitre gauge.



999.501.18 Phenolic plate with aluminium rings (Ø103-69,5mm) for CMT7E.



999.502.34 Centering device to perfect router positioning in the 8-12mm (5/16"-15/32") insert plate.




999.100.11 Electric safety switch

Optional


Bent wrenches for easy bit replacement

- 17mm991.005.00
- 21mm991.002.00
- 22,2mm991.004.00
- 23,8mm991.003.00
- 24mm991.006.00***
- 28,6mm991.001.00

* For CMT7E and CMT8E routers



999.502.10 Central section of the fence is removable for custom replacements.



999.501.06 The dual and post-guard makes freehand work safer.

DESCRIPTION	ORDER NO.
Industrio routing system (with prebored plate for CMT7E)	999.500.01
CMT7E router and 999.500.01 Industrio routing system + 999.100.11 Electric safety switch	CMT7E-IND
Electric safety switch (mandatory for CE legislation)	999.100.11
Optional:	
Universal phenolic plate with aluminium rings (Ø103-69,5mm), not bored (not for CMT routers)	999.501.26
Phenolic plate with (Ø103-69,5mm) aluminium rings for CMT8E router	999.501.27
Pair of (Ø103-69,5mm) reduction rings	999.501.05N

Pocket-Pro™ Joinery System



PPJ-002

For fast, easy and accurate cabinet & furniture construction. Designed by CMT and professional cabinetmakers, this new system allows you to make rock-solid pocket hole joints in stock 12,7mm (1/2") to 41,3mm (1-5/8") thick with unprecedented speed and accuracy.

The heart of the Pocket-Pro™ system is our unique moulded jig, which features hardened drill bushings and an interlocking two-piece design. Sliding the jig up or down enables you to adjust the stock thickness in preset 1,6mm (1/16") increments without test joints or measurements! If you have used other pocket hole jigs you will be familiar with many joint applications, but you will benefit from many Pocket-Pro™ system advantages.

For example:

- some jigs require adding or removing various parts of the jig to join different stock thicknesses. With the Pocket-Pro™ system you simply have to adjust the interlocking jig up or down for the full range of joints 12,7mm (1/2") to 41,3mm (1-5/8") thick;

- other jigs require frequent repositioning of the depth stop collar for different joint styles. CMT's Pocket-Pro™ joinery system allows you to make most of the adjustments leaving the stop collar in the same position of the drill bit;

- plus, with CMT's Pocket-Pro™ system you can quickly adjust the location of the pocket in relation to the end of your workpiece to create a stronger joint by using longer screws, or to leave more "meat" in the joint.

Check out the Pocket-Pro™ joinery system today. Easy enough for beginners and accurate enough for professional workers, it is the world's most versatile pocket hole jig.



541.095.00 + 515.001.51



999.505.05



999.505.10



990.101X30




999.505.08

DESCRIPTION OPTIONAL	ORDER NO.
500 fine screws L=31,7mm (1-1/4")	990.101X500
500 coarse screws L=31,7mm (1-1/4")	990.102X500
500 fine screws L=38,1mm (1-1/2")	990.103X500
500 coarse screws L=38,1mm (1-1/2")	990.104X500
Face clamp swivel pad	999.505.06
L=76mm (3") square drive screwdriver bit	999.505.07
Phenolic insert plate (for Pocket Pro™)	999.505.04

DESCRIPTION	ORDER NO.
Pocket-Pro™ joinery system set	PPJ-002
Set contains:	
Pocket-Pro™ main parts	999.505.10
Toggle clamp	999.505.05
Ø9,5mm (3/8") step drill bit	515.001.51
Ø9,5mm (3/8") depth collar for step drill bit	541.095.00
L=152mm (6") Square drive screw driver bit	999.505.08
Masterpack 30 screw L=31,7mm (1-1/4")	990.101X30

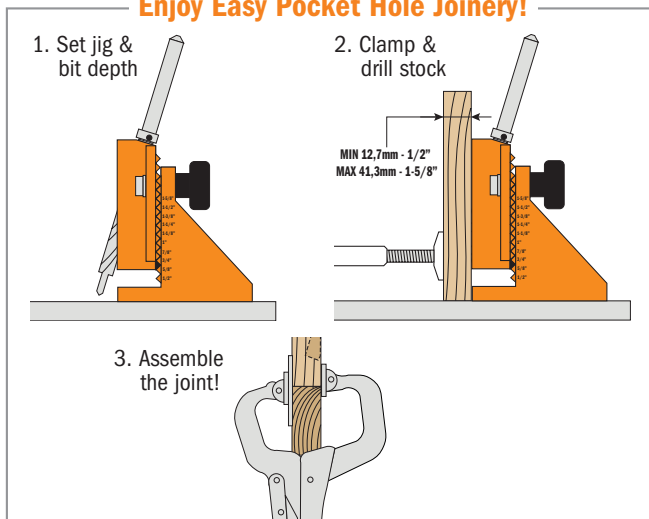
Optional



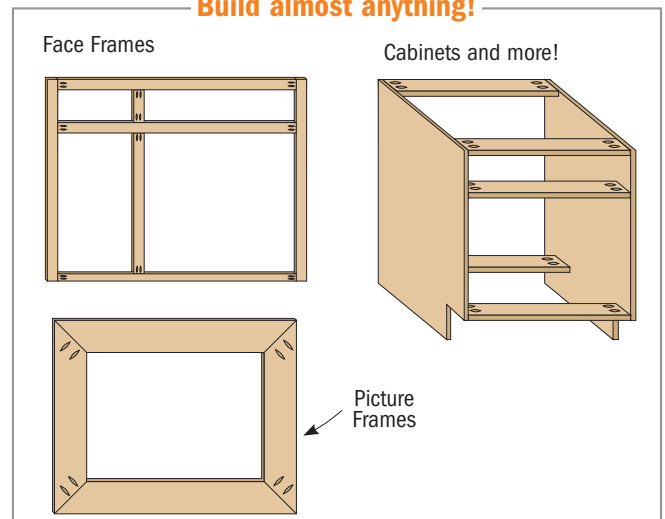
999.505.04
Phenolic insert plate (for Pocket Pro™)

999.505.06
Face clamp with swivel pad

Enjoy Easy Pocket Hole Joinery!



Build almost anything!



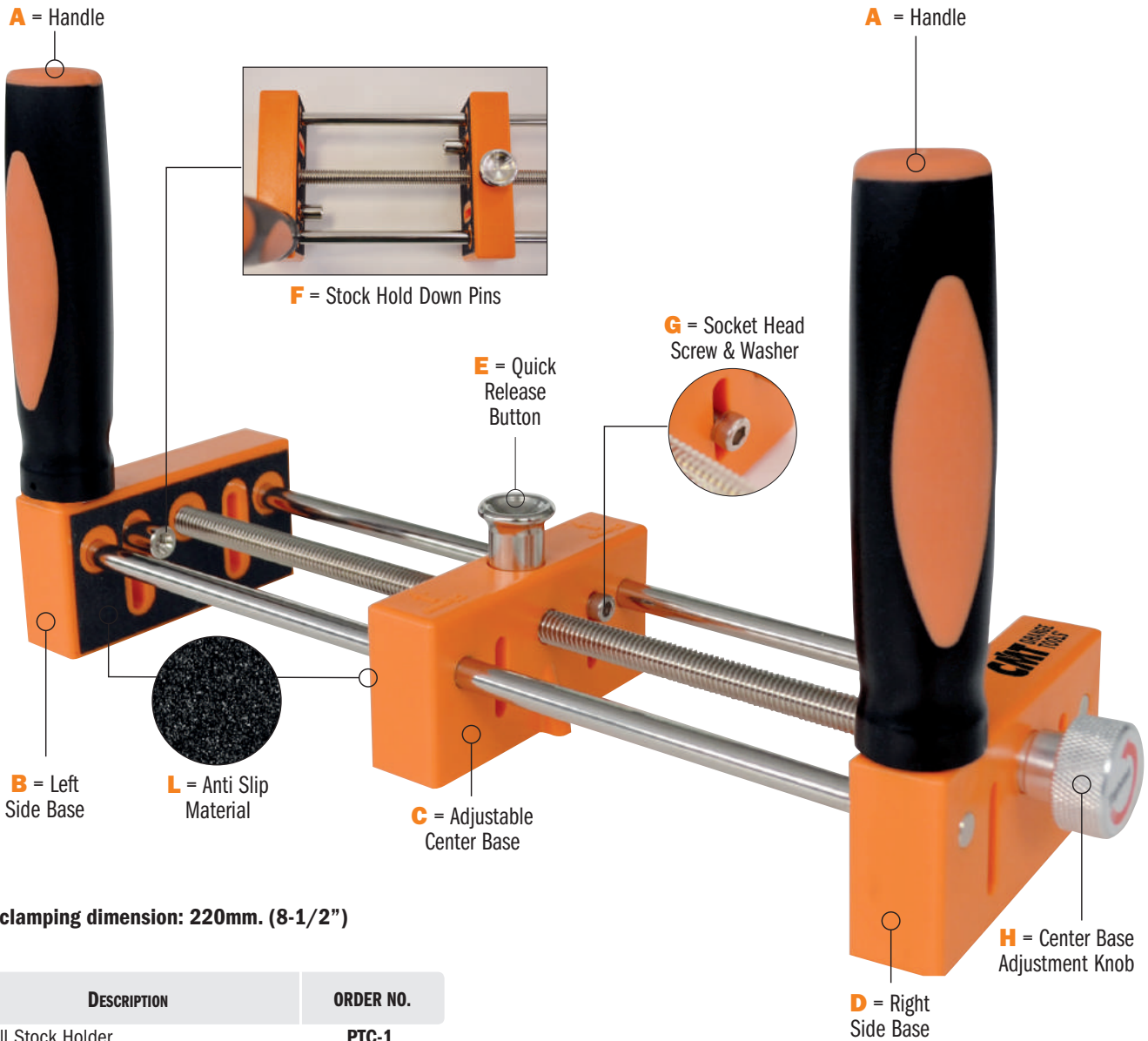
Small Stock Holder

new

CMT ORANGE TOOLS®




PTC-1

By far, handling small stock on your router table is probably one of the most difficult challenges any professional woodworker has to face! Keeping all ten fingers attached to your hands is definitely a priority. This is why the CMT Small Stock Holder is an absolute necessity in the workshop! It safely ensures proper stabilization of smaller work pieces throughout the routing process. The handle grips fitted with comfy silicone inserts keep fingers and hands a safe distance from the blade while the anti-slip lining on both the center and right side base prevents slippage and ensures your workpiece stays put! Fully adjustable and easy to control, the CMT Small Stock Holder can manage small stock up to **216mm. (8-1/2")** in width. The perfect little jig for detail-oriented jobs!



Max clamping dimension: 220mm. (8-1/2")

DESCRIPTION	ORDER NO.
Small Stock Holder	PTC-1



1. Lie the Small Stock Holder flat on the work surface. Slide the Hold Down Pins [F] to the top of the slotted holes. Insert the small stock piece between the Adjustable Centre [C] and Left-Side Bases [B]. The end of your small stock piece should lie flat and snugly up against the Left-Side Base. The end must also extend outwards in front of the Small Stock Holder a minimum distance of half the diameter of the router bit in use.

2. Press the Quick Release Button [E]. Slide the Adjustable Centre Base [C] over until it fits snugly against the small stock piece. Release the Quick Release Button. In the image, a "sacrificial piece" is being used to prevent "tear-out". Loosen Hold Down Pins [F] with the Hex Key Wrench provided. Slide Hold Down Pins down until resting firmly against the small stock piece. Tighten pins with Hex Wrench. Rotate Centre Base Knob [H] to further secure your small stock piece.

3. Adjust the height of your router bit. When you're ready, power on your router. Take hold of the Small Stock Holder Handles [A], slowly feed your small stock piece into the router opposite to the router bit rotation and always in contact with the router bit. When finished routing, press the Quick Release Button [E] and slide the Adjustable Centre Base [C] over so you can remove the small stock piece.

4. Need to rout stock thicker than the Small Stock Holder? Follow setup instructions carefully. Create an "outrigger" - cut a piece of stock, which will act as a stabilizer, the same thickness as the piece you are working on. Attach the "outrigger" securely to the Right-Side Base [D] using pan-head screws (not included) that will fit through the slotted holes. In this way, your work piece and the Small Stock Holder will remain stable during the routing process.

Professional Straight Edge Clamps

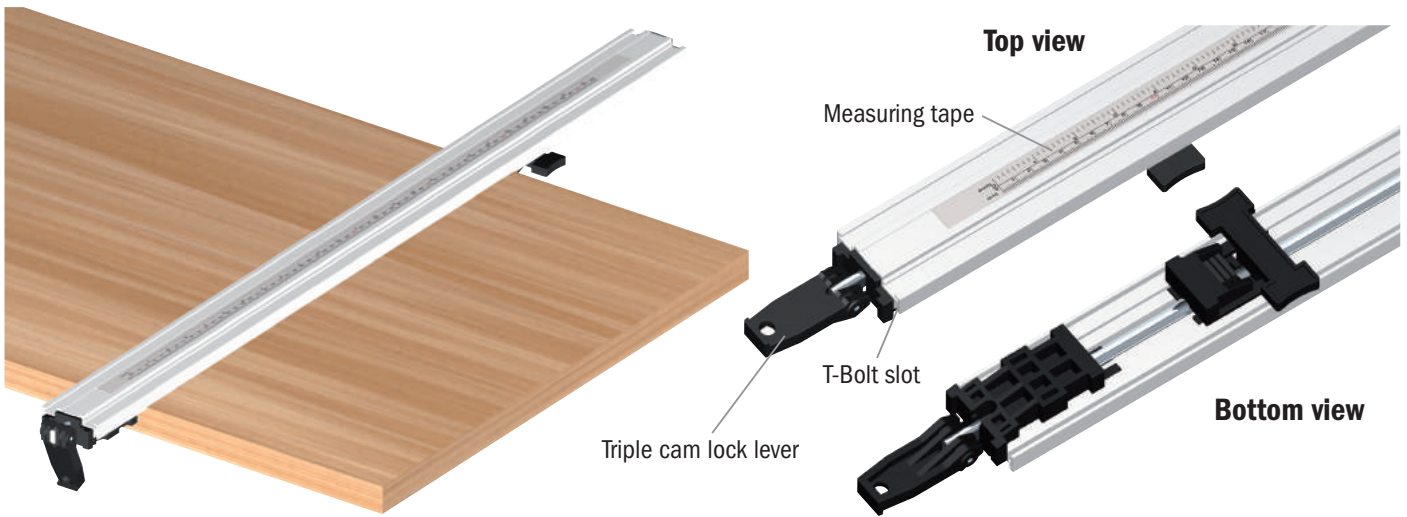
PGC

Used as a fence for your bandsaw, drill press or even as an auxiliary fence on your router table or table saw, CMT's professional straight edge clamps represent a two-in-one tool, allowing you to either use them as an edge guide, or to easily clamp your boards or any object for woodworking. Available in different sizes. Here are the main features:

- Made of extruded aluminium for easy carriage and enhanced durability.
- Light, yet more rigid than any other clamps on the market.
- Measuring scales, low-profile jaws, built-in T-tracks on the top allowing the use of accessories or jigs.
- Either single or back-to-back clamps.

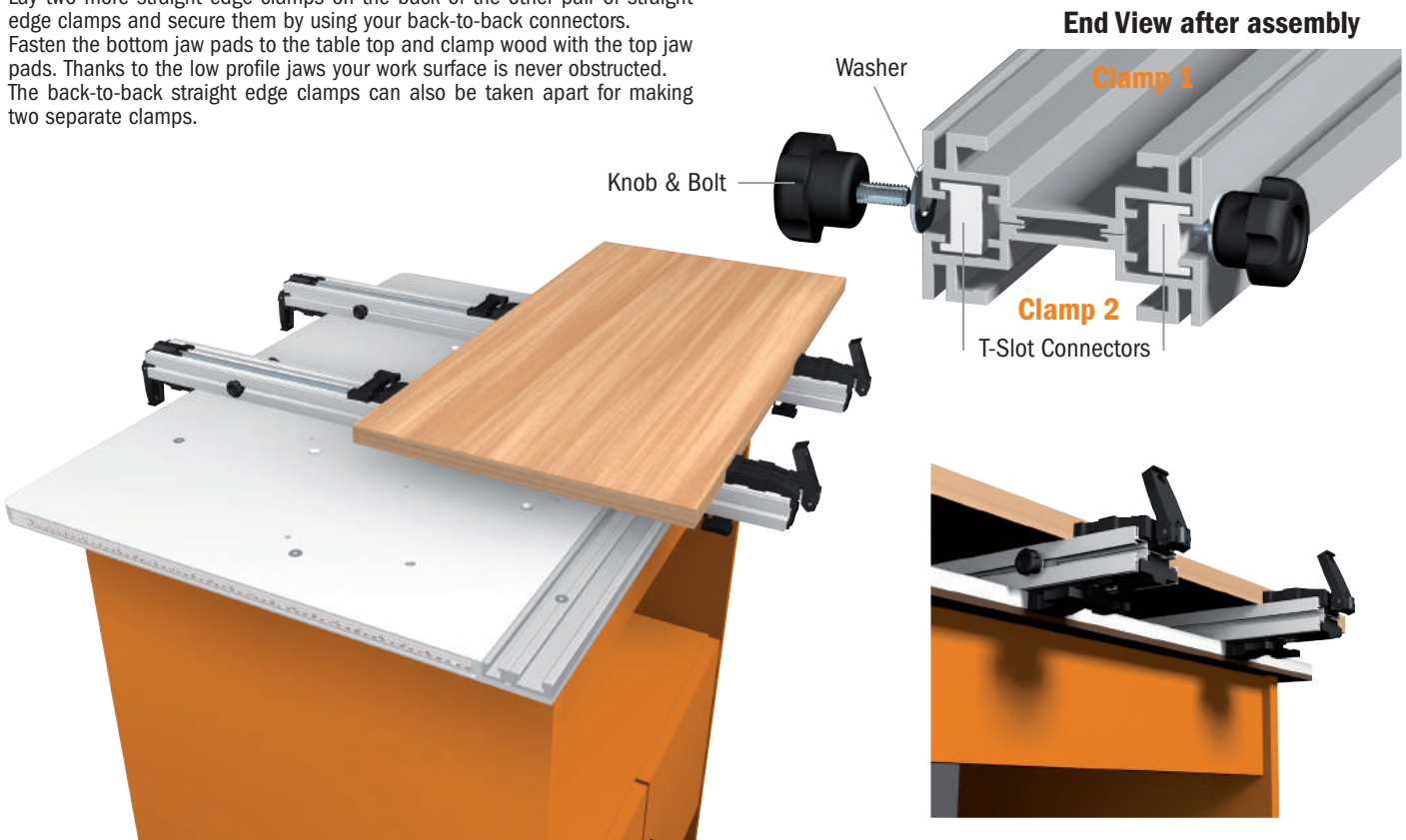
DESCRIPTION	ORDER NO.
Professional Straight Edge Clamp 610mm	PGC-24
Professional Straight Edge Clamp 915mm	PGC-36
Professional Straight Edge Clamp 1270mm	PGC-50

Low-profile clamps allow for accurate cuts, dados and grooves. In addition they properly work as an auxiliary fence on your drill press or router table. Sturdy jaws hold your workpiece to the full length of the clamp without any side-to-side play. Back-to-back clamps with the suitable accessories also let you manage your woodworking operations with a lot of versatility. Adjustable scale and two T-tracks allow you to use many accessories.



Back-to-Back Connectors for Straight Edge Clamps (optional)

Lay two more straight edge clamps on the back of the other pair of straight edge clamps and secure them by using your back-to-back connectors. Fasten the bottom jaw pads to the table top and clamp wood with the top jaw pads. Thanks to the low profile jaws your work surface is never obstructed. The back-to-back straight edge clamps can also be taken apart for making two separate clamps.



DESCRIPTION	ORDER NO.
Back to Back Connectors for straight edge clamps (8-Pieces)	PGC-B2B

Adjustable Precision Router Dado Jig

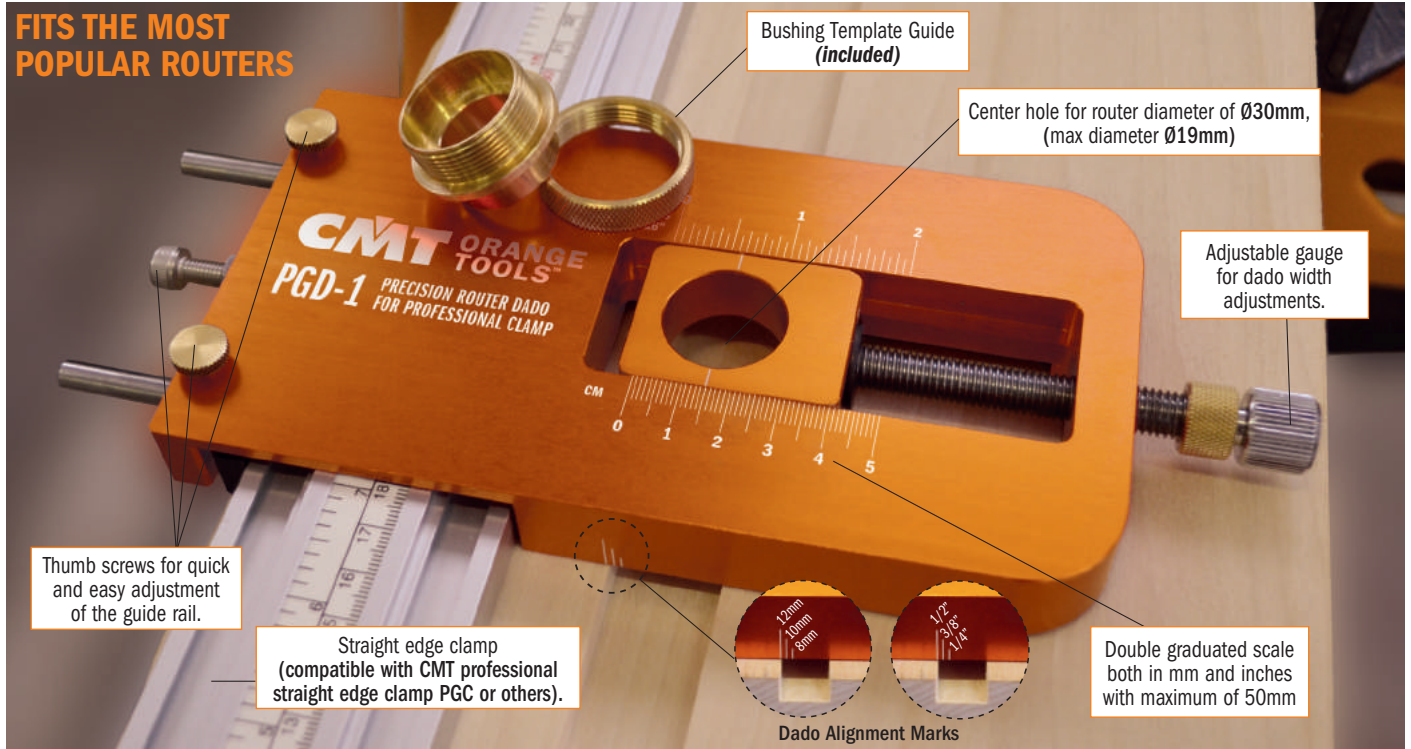
new

CMT ORANGE TOOLS

PGD-1

The perfect tool for crafting grooves, dados, and joints. Easy to use and fully adjustable. You can create dados of any size using the same router by simply increasing the number of passes you make. Sturdy construction built to last. Smooth rolling steel rollers are ideal for easy maneuverability and stress-free handling. Compatible with almost any router equipped with 1-3/16" (30mm) bushings or by using the Bushing Template Guides included. (bore baseplate sold separately). Guarantees clean precise dados.

FITS THE MOST POPULAR ROUTERS




Prepare your router: Install the guide bushing rings into the bore baseplate and then attach it as the base for your router. Select and insert your router bit.

Prepare the Adjustable Guide Rail & Straight Edge Clamp: Position both the adjustable straight edge clamp and then the adjustable precision router dado jig onto your workpiece. Then using the adjustable thumb screws, secure it. Once assembled, ensure that the adjustable precision dado jig slides freely.



Insert your router into the center hole of the adjustable precision router dado jig.




Set your cutting depth by raising or lowering the bit until desired depth is reached. Determine the starting point of the cut you wish to make by using the Dado Alignment Marks on the long sides (width) of the Adjustable Precision Router Dado Jig which indicates the outside edge of the dado cut closest to the straight edge clamp (12-10-8mm front, 1/2", 3/8", 1/4" back).



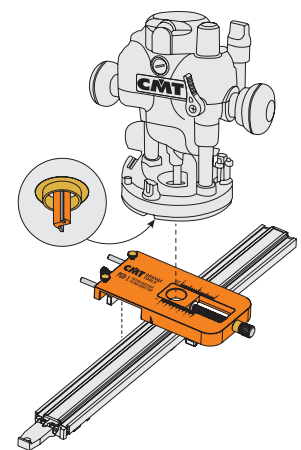
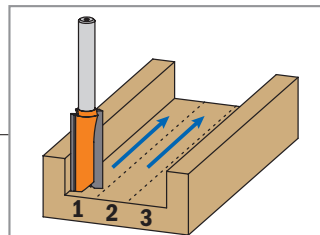
Holding onto your router in position, power on and begin making the cut by pushing forward and back on the straight edge clamp using the precision router dado jig as a guide. Makes impeccable grooves and dados along the length of your workpiece.



For creating dados that exceed router width, using the adjustable gauge, simply select the desired width on the graduated scale.



Make as many passes necessary to obtain the desired dado width.



RECOMMENDED* (not included)

Universal Router Base

899.000.01 or

899.000.02 Prebored base for CMT7E/CMT8E

*Not required for routers with 1-3/16" bushing guide



RECOMMENDED (not included)

PGC Straight Edge Clamp with graduated scale (pag. 342)

DESCRIPTION	PACK QTY.	ORDER NO.
Adjustable Precision Router Dado Jig	10	PGD-1

Universal Dovetail Jig

Dovetail joints give a touch of craftsmanship to your work, but many woodworkers avoid these joints, because of their apparent complexity. CMT's new 305mm dovetail jig is the fast easy solution! Thanks to precise templates, permanent stops and easy adjustments, we have taken the "tinkering" out of dovetail joinery. Simply clamp your workpiece in with the edges against the factory-set stops, set your bit depth and then you are ready to rout. Rest assured, we haven't cut corners on quality either. This jig features a rugged steel body, templates, stops and clamping bars that together produce perfect long-lasting joints for all your woodworking needs. The jig accepts stock from 11mm to 25mm in thickness and is capable of crafting a variety of joints with the available templates. The jig comes with a template for 12.7mm half blind joints as well as a template guide. Optional templates are available for through dovetail and box joints.


CMT300

305mm max length
11~25mm joint thickness



Standard equipment

- Standard Ø12,7mm silver blind template **CMT300-T128**
- Ø15,8x4mm template guide **899.005.00**




DESCRIPTION	ORDER NO.
Universal Dovetail Jig	CMT300

IMPORTANT TIP



HW DOVETAIL BITS (not included):

- 718.127.11** D=12,7mm A=14° S=6mm
- 818.128.11** D=12,7mm A=14° S=6,35mm
- 918.127.11** D=12,7mm A=14° S=8mm
- 818.628.11** D=12,7mm A=14° S=12,7mm



Will the template fit my router?

Standard template guide attaches using two screws spaced 50mm on centre. Many routers are compatible with this design. However, if yours is not, choose from the list of universal router bases here below:


Universal router bases

- For Ø8 and Ø12mm shank
- For Ø6,35 and Ø12,7mm shank
- Prebored router plate for CMT7E and CMT8E


ORDER NO.

- CMT300-SB1**
- CMT300-SB2**
- CMT300-SB**

Here's how it works:



Half Blind Template **CMT300-T064**



TEMPLATE LENGTH mm	DOVETAIL SIZE mm	THICKNESS mm	COLOUR	ORDER NO.
300	6,3	8 ~ 12	green	CMT300-T064

Supplied with Ø7,8x4mm precision guide


899.003.00

To be used with CMT dovetail router bits:
 Ø6x8mm HW bit (Ø6mm shank)
 Ø6,35x8,3mm HW bit (Ø6,35mm shank)

718.060.11
818.064.11



Box Joint Templates **CMT300-T080 - CMT300-T127**



TEMPLATE LENGTH mm	DOVETAIL SIZE mm	THICKNESS mm	COLOUR	ORDER NO.
300	8	8 ~ 20	blue	CMT300-T080

Supplied with Ø11,1x4mm precision guide

899.004.00

To be used with CMT straight router bits:
 Ø8x25mm HW bit (Ø6,35mm shank)
 Ø8x30mm HW bit (Ø8mm shank)

811.081.11
912.080.11




TEMPLATE LENGTH mm	DOVETAIL SIZE mm	THICKNESS mm	COLOUR	ORDER NO.
300	12,7	8 ~ 20	red	CMT300-T127

To be used with CMT straight router bits:
 Ø12,7x30mm bit HW (Ø6,35mm shank)
 Ø12,7x30mm bit HW (Ø8mm shank)
 Ø12,7x25mm bit HW (Ø12,7mm shank)

812.127.11
912.127.11
811.627.11



Through Dovetail Templates **CMT300-T129 - CMT300-T190**



TEMPLATE LENGTH mm	DOVETAIL SIZE mm	THICKNESS mm	COLOUR	ORDER NO.
300	12,7	8 ~ 20	brown	CMT300-T129

Supplied with Ø11,1x4mm precision guide

899.004.00

To be used with CMT straight router bits:
 Ø8x25mm HW bit (shank Ø6,35mm)
 Ø8x30mm HW bit (shank Ø8mm)

811.081.11
912.080.11

To be used with CMT dovetail router bits:
 Ø12,7x20mm HW bit (Ø6,3mm shank)
 Ø12,7x20mm HW bit (Ø8mm shank)

818.129.11
918.129.11



TEMPLATE LENGTH mm	DOVETAIL SIZE mm	THICKNESS mm	COLOUR	ORDER NO.
300	19	15 ~ 22	violet	CMT300-T190

Supplied with Ø22x4mm precision guide

899.006.00

To be used with CMT straight router bits:
 Ø12,7x30mm HW bit (Ø6,35mm shank)
 Ø12,7x30mm HW bit (Ø8mm shank)
 Ø12,7x25mm HW bit (Ø12,7mm shank)

812.127.11
912.127.11
811.627.11


To be used with CMT dovetail router bits:
 Ø19x22mm HW bit (Ø6mm shank)
 Ø19x22mm HW bit (Ø6,35mm shank)
 Ø19x22mm HW bit (Ø8mm shank)
 Ø19x22mm HW bit (Ø12mm shank)
 Ø19x22mm HW bit (Ø12,7mm shank)

718.190.11
818.190.11
918.190.11
918.690.11
818.690.11



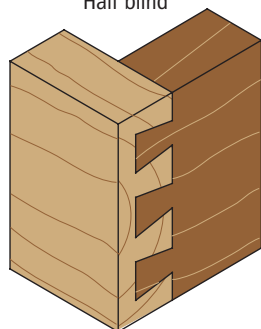
Precision guide for router:

DIAMETER	ORDER NO.
7,8 x 4mm	899.003.00
11,1 x 4mm	899.004.00
15,8 x 4mm	899.005.00
22 x 4mm	899.006.00
27 x 6mm	899.008.00
30 x 6mm	899.007.00



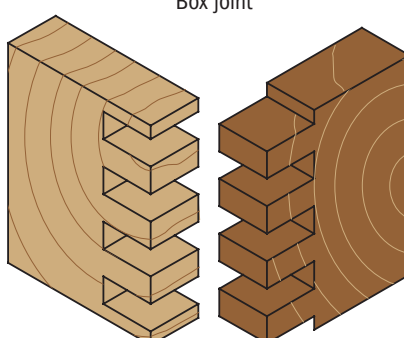
Here are a few of the beautiful dovetail joints you can produce using CMT bits

Half blind



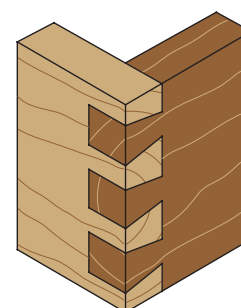
CMT300 - T064
CMT300 - T128 (INCLUDED with CMT300)

Box joint



CMT300 - T080
CMT300 - T127

Through dovetail



CMT300 - T129
CMT300 - T190

Ellipse & Circle Cutting Jig

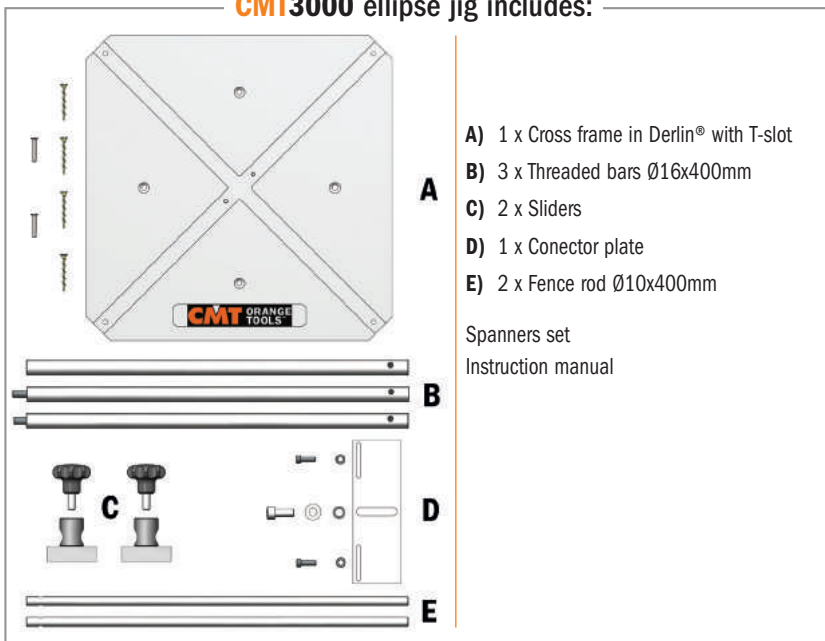
CMT3000

This product has been designed for cutting ellipses and circles with any type of router. You can make ellipses and circles for windows, doors and any other application. By using two slides into the T-slot you can cut ellipses, whereas if you use one slide, you can cut circles.



Slider in the T-slot of the cross frame

CMT3000 ellipse jig includes:



- A) 1 x Cross frame in Delrin® with T-slot
- B) 3 x Threaded bars Ø16x400mm
- C) 2 x Sliders
- D) 1 x Conector plate
- E) 2 x Fence rod Ø10x400mm

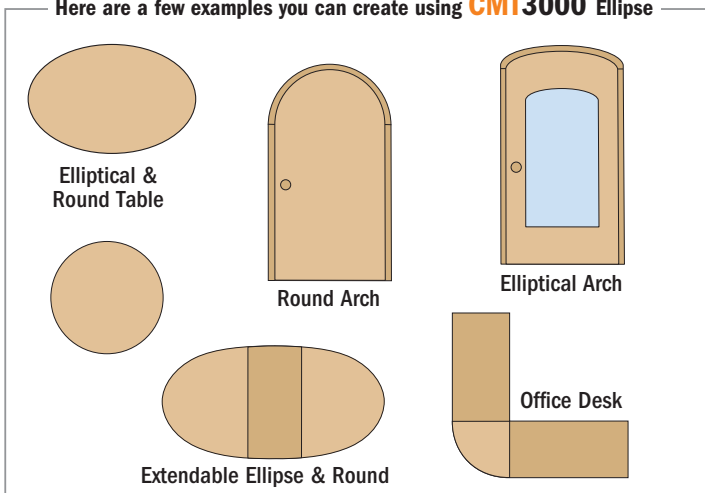
Spanners set
Instruction manual

Ellipse and circle cutting jig:

- Precise and rapid creation of ellipses and circles.
- Simple setup and effective operating.
- Clamping system for any type of routers.
- Special plastic cross frame with excellent sliding performance.
- Precisely machined T-slots and steel sliders.
- Zinc-coated metal parts to prevent rust.
- Delivered in a carton box along with instruction manual.

Major axis	Minor axes	
	Max	Min.
3000	2890	2590
1800	1690	1390
1500*	1390	1090
1030	920	620
900	790	620
730	620	620
*Min/Max radius routing with standard equipment	550/1500	
Package dimension (mm)	445x360x85	
Weight	6 kg.	

Here are a few examples you can create using CMT3000 Ellipse



Optional



CMT3000-SB1

Ø170x15mm Delrin® guide plate for CMT3000 to be used with CMT7E & CMT8E

DESCRIPTION	ORDER NO.
Ellipse & Circle Cutting Jig	CMT3000
Optional:	
400mm robust bar to extend the working radius	CMT3000-7
2-Pcs. of fence rod for routers with bars up to Ø8mm in diameter	CMT3000-8
Ø170x15mm Delrin® guide plate for CMT3000 to be used with CMT7E & CMT8E	CMT3000-SB1

CMT650

For perfect joints

For kitchen worktops from 420mm to 650mm in width.

CMT650 is designed to cut kitchen worktop joints with any type of router.

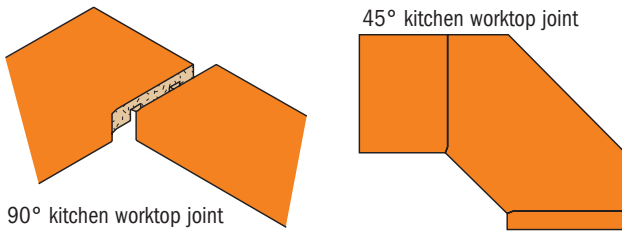
Letter code system for different operations makes the jig work much easier and very quick.



Dimensions:
880x300x 10mm.



Joints made in 15 minutes! Including setup time



JIG INCLUDES:


- 1pc. Phenolic template
- 3pc. Zinc-coated steel location bush
- 1pc. Adjustable end stop
- 1pc. Instruction manual

Optional

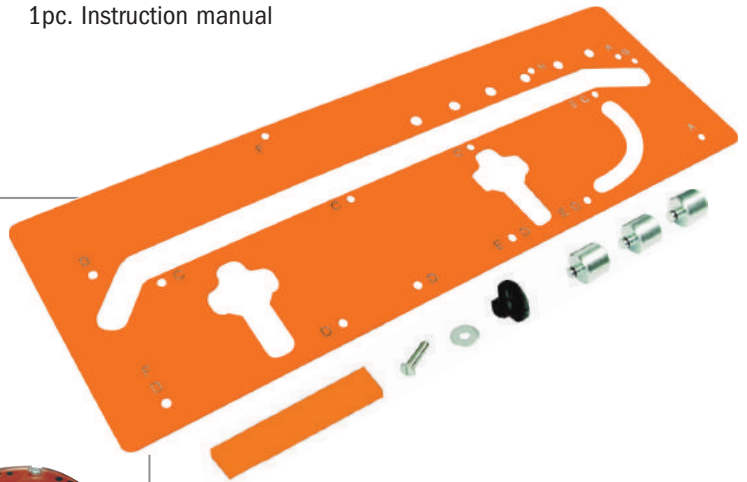
- Portable router
- Guide bush Ø30mm*
- HW straight bit Ø12mm
- Two clamps

*** COMBINATION ROUTERS/ACCESSORIES**

Router	Bush guide	Base Plate
CMT7E	899.007.00	CMT300-SB
CMT8E	899.007.00	CMT300-SB
NO-CMT	899.007.00	CMT300-SB1



Bush guide



Base plate

Bits for the jig:

We recommend the use of these Ø12mm straight bits:

ORDER NO.	DESCRIPTION
912.120.11	Ø12x31,7 S=8mm
652.120.11	Ø12x28,3 S=8mm
912.621.11	Ø12x38,1 S=12mm
912.622.11	Ø12x50,8 S=12mm
812.620.11	Ø12x31,7 S=12,7mm
812.621.11	Ø12x38,1 S=12,7mm
652.121.11	Ø12x48,3 S=12mm
652.621.11	Ø12x48,3 S=12,7mm



652



8/912

CMT650 is designed for Ø12mm straight bits.

- Template made of stable and hardened material.
- For 90° and 45° joints
- Integrated templates for rounding over and chamfering edges.
- Extra location bush for worktop width of 600mm.
- Two integrated templates for panel bolt recesses.
- Delivered with a clear and comprehensive instruction manual.


DESCRIPTION	ORDER NO.
Kitchen Worktop Jig	CMT650

Universal Hinges Boring System

The innovative CMT333 hinge boring system with 3 spindle-heads allows you to bore holes for any hinge brand, such as Salice, Blum, Hettich, Würth, Mepla, Grass, etc.. The universal modular base supports the installation of 5 different boring heads, engineered by the worldwide leading company in industrial boring machines. Use the CMT333 universal hinge boring system on all hand-held or standing drilling power tools.

TECHNICAL FEATURES AND SPECIFICATIONS

- Complete anti-rust parts
- Ground aluminium (Avional)
- Max 5000 RPM
- Six radial antifriction bearings



SAFETY TIPS:
for lubrication use oil SHC100 Mobil



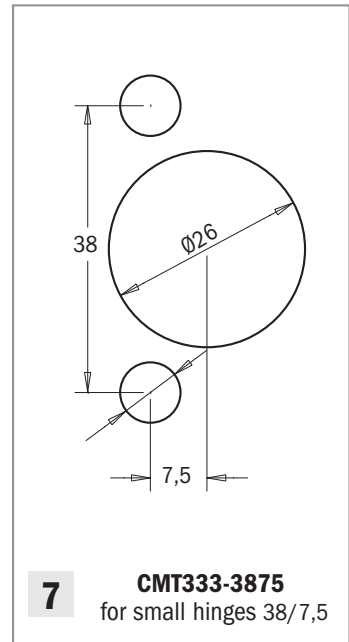
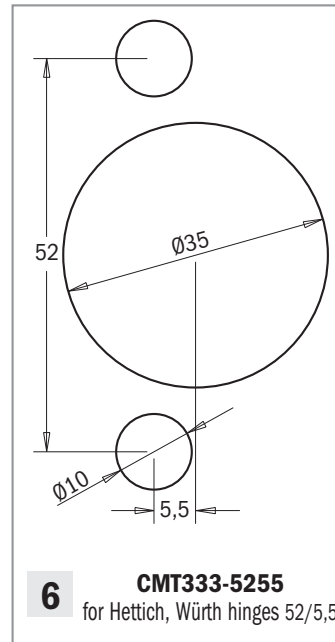
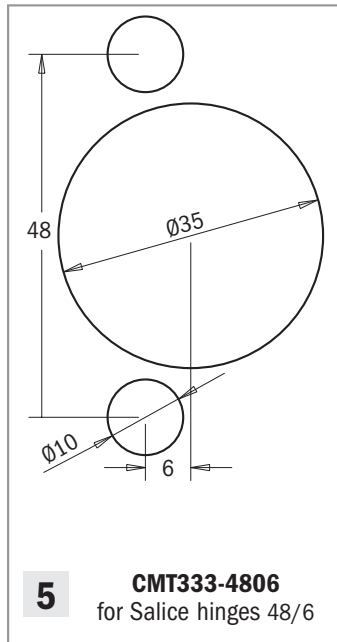
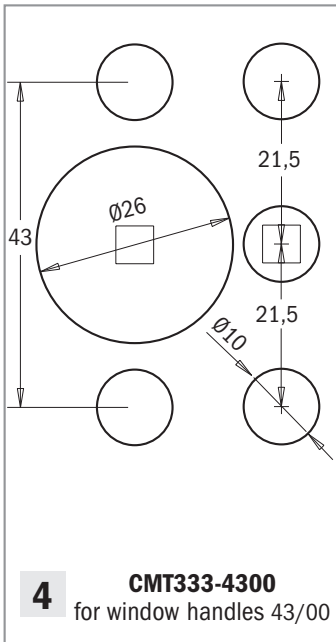
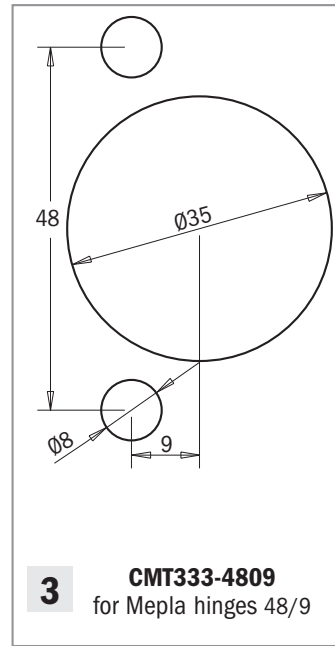
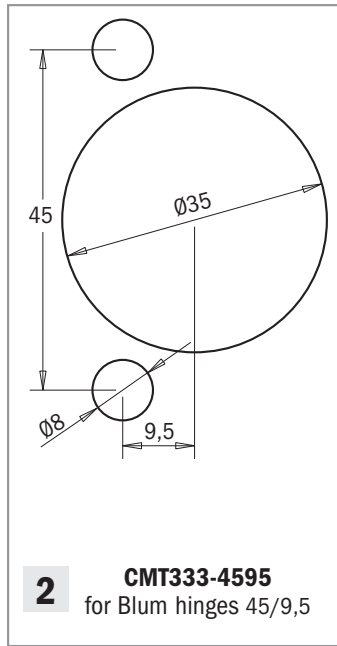
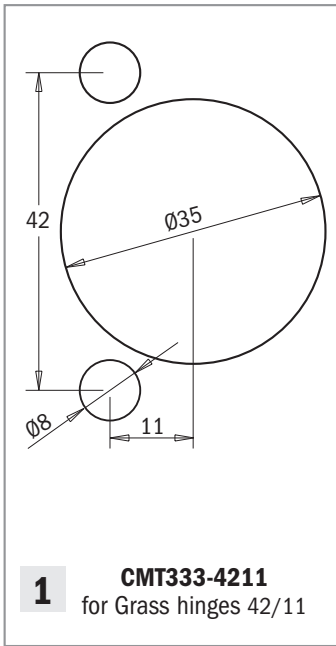
For use on standing drilling machines



To use on standing drilling power tools



For use on CMT Industrio router table



MAXIMUM VERSATILITY FOR ANY BRAND

Make your set

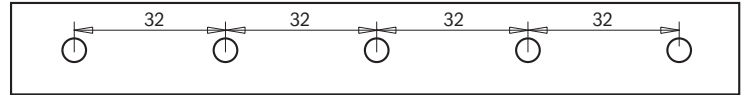
Choose your hinge

1	Grass	42/11
2	Blum	45/9,5
3	Mepla	48/9
4	Window handles	43/00
5	Salice	48/6
6	Hettich, Würth	52/5,5
7	Small hinges	38/7,5
8	System 32	

Support modular base	Boring heads	Drill bits	Boring bit
ORDER NO.	ORDER NO.	ORDER NO. Left-hand rotation	ORDER NO. Right-hand rotation
CMT333	CMT333-4211 Grass	310.080.12 (2 pcs.)	317.350.11
CMT333	CMT333-4595 Blum	310.080.12 (2 pcs.)	317.350.11
CMT333	CMT333-4809 Mepla	310.080.12 (2 pcs.)	317.350.11
CMT333	CMT333-4300 W/handles	310.100.12 (2 pcs.)	317.260.11
CMT333	CMT333-4806 Salice	310.100.12 (2 pcs.)	317.350.11
CMT333	CMT333-5255 Hettich	310.100.12 (2 pcs.)	317.350.11
CMT333	CMT333-3875 small hinges	310 your choice (2 pcs.)	317.260.11
CMT333	CMT333-325 System 32	(3 pcs. RH + 2 pcs. LH)	

Boring head System 32


The universal modular base supports the installation of the System 32 with 5 adaptors, engineered by the worldwide leading company in industrial boring machines. Use the CMT333 universal hinge boring system on all hand-held or standing drilling power tools.



DESCRIPTION	ORDER NO.
Boring head with 5 adaptors for system 32	CMT333-325

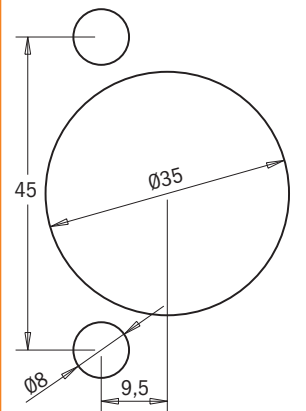
Blum Hinges Boring Head

The innovative CMT334 Universal Hinge Boring Head features three spindles which allow you to bore the holes for all of the major hinge brands. The head can be utilized on boring and point to point machines.



For use on boring and point to point machines.

Standard



DESCRIPTION	ORDER NO.
Hinge Boring Head (bits not included)	CMT334-4595
Boring Bit Ø35mm x 38,5mm. Right-hand rotation	393.350.11
Dowel Drill Ø8mm x 38,5mm. Left-hand rotation	393.080.12

CMT334-4595
for Blum hinges 45/9.5

Bench Block Set

These blocks are great for holding your workpiece without any clamps. Their anti-slip surface grip both your bench top and the underside of your workpiece. Raise your work above the bench and benefit from plenty of clearance for your router bits, cutters, etc.

Length: 75mm
Width: 50mm
Height: 25mm


DESCRIPTION	ORDER NO.
Bench block set (4-Pcs.) 75x50x25	BBS-001



CMT Inlay Kit

899

Beautiful, professional-quality inlays aren't as difficult as they seem. In fact, they are easy with the CMT inlay kit. Just remove and reassemble the small bushing to make the recess in the workpiece and cut out the inlay. Perfect for toy making, puzzle making, lettering and lots of other decorative projects. Use the spiral bit for routing MDF, or the straight bit for natural wood.



Complete instructions for assembling and using CMT inlay kit are included.

	DESCRIPTION	ORDER NO.
Inlay kit with 3,2mm (1/8") HWM spiral bit	(Ø6,35mm shank)	899.051.00
Inlay kit with 3,2mm (1/8") HWM straight bit	(Ø6,35mm shank)	899.052.00
Solid brass template guide		899.001.00
Universal router base		899.000.01
Router base for CMT7E/CMT8E		899.000.02
3,2mm (1/8") HWM spiral bit	(Ø6,35mm shank)	192.001.11
3,2mm (1/8") HWM straight bit	(Ø6,35mm shank)	812.032.11
3mm HWM spiral bit	(Ø6mm shank)	192.630.11
3mm HWM straight bit	(Ø6mm shank)	712.030.11

Template Guide Kit

A practical 7-bushing kit that will extend the possibilities of your router. For template-controlled operations such as dovetailing, stair routing, hinge butt routing, lock face routing and more general template tasks.


These template guides can be used with any router featuring a 30mm (1-3/16") bore base-plate.

Fits the most popular routers. Some routers require CMT's base 899.000.02.



CMT-TGA

Optional



DESCRIPTION	ORDER NO.
Prebored base for CMT7E and CMT8E	899.000.02
Universal base	899.000.01

DESCRIPTION	ORDER NO.
Template Guide Kit	CMT-TGA

Set contains:


QTY.	1	1	1	1	1	1	1	2	1
Internal diameter	15,87mm	16,66mm	13,49mm	10,31mm	8,73mm	7,14mm	6,35mm	Lock Nut	Adapter
Outside diameter	20,24mm	19,05mm	15,87mm	12,7mm	11,11mm	9,52mm	7,93mm	Lock Nut	
Height	14,28mm	14,28mm	14,28mm	7,93mm	3,96mm	7,93mm	3,96mm		

CMT900

**For dowelling into surfaces
and shelf supports
and hinges**

Universal Boring Template

CMT's universal boring template has been designed for precise and productive manual dowelling of furniture elements by using 32mm Euro-System screws, for boring shelf supports with 3mm or 5mm diameter and for making and marking hinge holes. By using this template you can prebore the most popular hinge types and also to bore holes for pivots, wooden screws and hinges on the base element, as well as prebore door hinges, included the marking of holes featuring 35mm in diameter for hinges. This template will guarantee high precision work and productivity and has been designed to be used in pair with the specific CMT400-1 boring adaptor supporting any Ø8mm shank drill bits featuring different diametres.



Laminated phenolic material

Clear and comprehensible template marking

Precise end stops



BORING ADAPTORS (not included):

- End stop for different boring depths
- Suitable for any type of drilling machine
- Duralumin body with holes for better chip ejection
- Precise and flat seating for proper alignment.

ORDER NO. **CMT400-1**

Boring adaptor for **CMT656, CMT900 JIGS**
to be used with drill bits up to 30mm depth:
306.030.21 - 306.050.11 - 306.080.11

QUICK AND EASY:

TECHNICAL DETAILS:

CMT900

- Max. board width in one tightening:900mm
- Max board width: no limits
- Board thickness: no limits
- For dowels: Ø8mm
- Hole distance: 32mm
- Number of holes: 26
- For shelf support: Ø3mm, Ø5mm
- For hinges: Ø3mm for wooden screws
Ø5mm for Euro screws



HW DOWEL BITS (not included):


DESCRIPTION			ORDER NO.
D=3x18mm	S=8x20mm	HWM	306.030.21
D=5x30mm	S=8x20mm	HW	306.050.11
D=8x30mm	S=8x20mm	HW	306.080.11

Other sizes available in 306-307 series

Boring into a surface for dowel joints using the template.

Boring Ø3mm and Ø5mm holes for shelf supports.

Preboring holes for hinges (base and panel).



CMT900 Boring Template Includes:

- Boring template from laminated pertinax
- End stop set
- End stop set for large elements
- Centering pin for hinges

DESCRIPTION	ORDER NO.
Universal Boring Template	CMT900

Universal Boring Jig




This universal boring jig has been designed for precise and productive manual dowelling of furniture elements and guarantees high precision work and productivity. The holes have been made with a distance of 32mm between one another, in compliance with the European regulations for doweling machine production. Also, the dowel jig fits CMT Ø8mm shank HW drill bits, clamped into a special boring adaptor.

CMT656


- Precise holes
- Detachable end stops
- Ergonomic manual tighteners
- Precise and flat Duralumin profile

For edge dowelling and jointing



SPARE CLAMP (optional)

To speed up your work with elements of different width.
Order no. **CMT400-3**



Our unique solution consists of boring holes by using the jig safely, avoiding damage to the bit cutting edges, for this last goes through the adaptor.



BORING ADAPTORS (not included):

- End stop for different boring depths
- Suitable for any type of drilling machine
- Duralumin body with holes for better chip ejection
- Precise and flat seating for properly alignment.

ORDER NO. **CMT400-1**

Boring adaptor for **CMT656, CMT900 JIGS**

to use with drills bit:

306.030.21 - 306.050.11 - 306.080.11 - 307.050.11

ORDER NO. **CMT400-2** (for screw joints)

Boring adaptor for **CMT656, CMT900 JIGS**

to use with the drill bit: **307.050.11**



HW DOWEL BITS (not included):

DESCRIPTION	ORDER NO.
D=3x18mm S=8x20mm HWM	306.030.21
D=5x30mm S=8x20mm HW	306.050.11
D=8x30mm S=8x20mm HW	306.080.11
D=5x40mm S=8x20mm HW	307.050.11 for screw joints
D=7x40mm S=8x20mm HW	307.070.11 for screw joints

Other sizes available in 306-307 series

3 easy steps in creating dowel joints



Place the jig onto the board, fix the end stop and tighten the workpiece. Set the bore depth and clamp the boring adaptor on your drilling machine. Bore vertical holes.



Fasten the jig on the other element, fix the end stop and set the bore depth. Bore horizontal holes.



Now insert the dowels with glue into the holes and join both elements.



As an alternative, use through hole bits and screw the elements together.

TECHNICAL DETAILS:CMT656

- Max width in one tightening:656mm
- For dowels:Ø8mm
- For through holes:Ø7mm
- Hole distance:32mm
- Number of Ø18mm holes :2x20
- Board thickness:16-40mm
- Facet (elements lap):0,8mm

DESCRIPTION	ORDER NO.
Universal Boring Jig (656mm in one tightening)	CMT656

3D Router Carver System




Exclusively from your CMT distributor

RCS

Turn your router into a remarkable carving tool. It's fast, easy, and a whole lot of fun!

Who says that intricate woodcarving requires an artist's touch? Thanks to the patented 3D Router Carver system, anyone with a plunge router can create any of the beautiful designs shown on these pages in just minutes. Decorate doors, drawers, cabinets, furniture or just about any flat wooden surface with one or more of these designs. How does it work? The secret is in the 3D Router Carver Bit and the way that bit interacts with the carving templates. The V-Groove router bit is enclosed in a 45° cone-shaped guide. You rout with the plunge mechanism of your router unlocked, allowing the bit to move up or down as the router moves forward. As the slot in the template get wider, the bit moves down, producing a wider, deeper V-groove. As the slot gets narrower, the bit moves up, and the groove gets narrower and shallower. It sounds simple, and it is! (that's why the system is patented worldwide). Please see the illustrations below for more details on the carving technique. You'll receive complete instructions with your 3D Carver templates. For an informative visual demonstration, check out the 3D Router Carver video on our web site.









What do you need to get started?

- The 3D Router Carver bit
- The Carver template of your choice
- The Holding frame to match your template
- Your plunge router

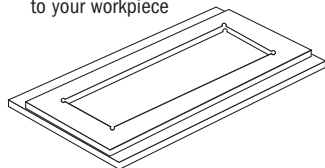
(Note: Be sure the opening in the base of your router is at least 47,6mm in diameter. If it isn't, you'll need to make a sub-base to accept the large diameter of the 3D Carver bit.)

3D Router Carver Bit & Sleeve

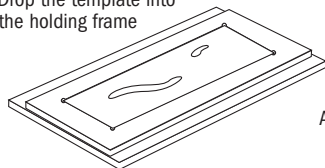
S mm	ORDER NO. Right-hand rotation	Spare parts					Optional
8	RCS-BIT8						
12,7	RCS-BIT	RCS-CUT8	RCS-SLE8	RCS-SHIELD	RCS-NUT8	991.007.00	RCS-SLEEVE8
		RCS-CUT	RCS-SLE	RCS-SHIELD	990.091.00	990.092.00	RCS-SLEEVE

Here's how it works:

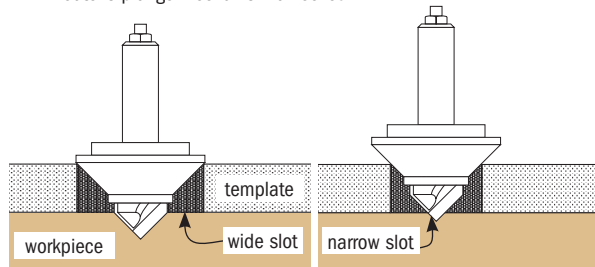
1. Clamp or tack the holding frame to your workpiece



2. Drop the template into the holding frame

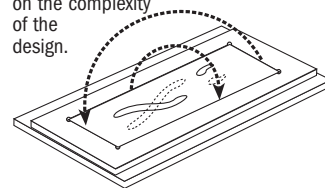


3. Plunge the bit into a wide part of the slot and rout with the router's plunge mechanism unlocked.

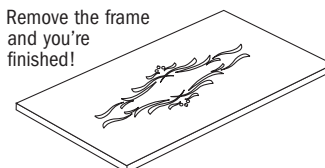


Allow the plunge mechanism to move up and down as you advance. Wider template slots allow wider, deeper grooves. Narrower slots produce shallower grooves.

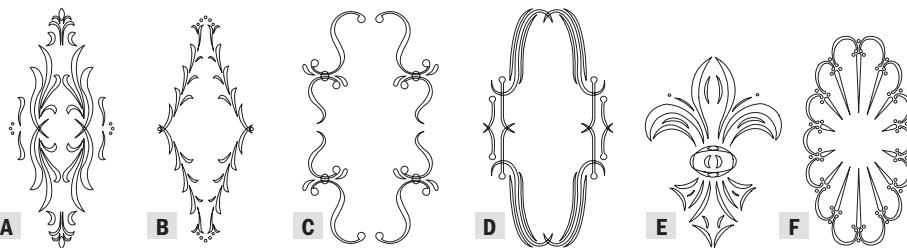
4. With the frame still in place, flip the template & rout again. Some templates will be routed 2 to 4 times, depending on the complexity of the design.



5. Remove the frame and you're finished!



Cabinet door & panel carvings



These designs are ideal for the doors or panels of cabinets, entertainment centers, fireplace surrounds or almost any flat surface. See the designs below for complementary patterns for drawers, rails and corners. Approximate carving time is 5 minutes.

DESCRIPTION	CARVING DIMENSIONS mm	No. OF TEMPLATES	ORDER NO.
Classical cabinet door - A	440 x 185	2	RCS-302
Florentine cabinet door - B	415 x 170	2	RCS-304
Cascade cabinet door - C	365 x 210	1	RCS-305
Roma cabinet door - D	375 x 200	1	RCS-306
Fleur-de-Lys door - E	250 x 180	4	RCS-805
Spanish fan template - F	380 x 200	2	RCS-806
Cabinet door holding frame			RCS-003

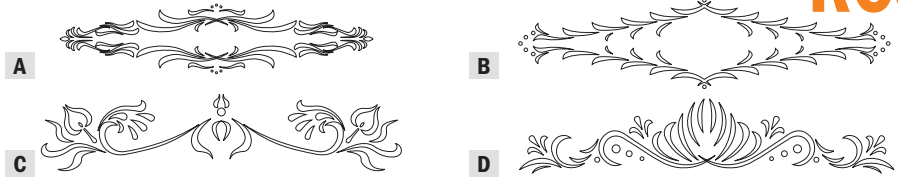




Tip: many carvings, like the Florentine rail, are enhanced with the additional of a rosette.



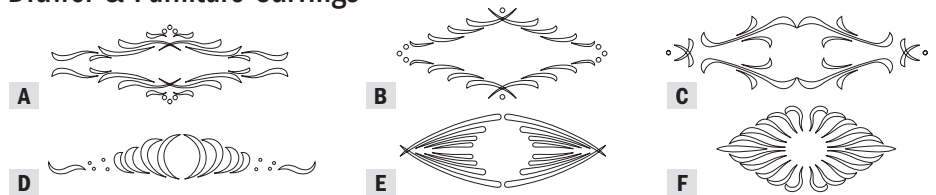
Panel & Rail Carvings



With a long, horizontal shape, these designs are perfect for door rails, headboards, cabinet face frames and valences. Approximate carving time is 4 minutes.

DESCRIPTION	CARVING DIMENSIONS mm	NO. OF TEMPLATES	ORDER NO.
Classical Rail - A	550 x 120	2	RCS-402
Florentine Rail - B	550 x 130	2	RCS-404
Cascade Rail - C	530 x 110	3	RCS-405
Folklore Rail - D	550 x 110	3	RCS-406
Rail Holding Frame			RCS-004


Drawer & Furniture Carvings



Originally intended for drawer fronts, these designs are great for lots of other projects: small doors, side panels of cabinets, furniture and more. For door and drawer combinations, match the style of the door designs above. Approximate carving time is 4 minutes.

DESCRIPTION	CARVING DIMENSIONS mm	NO. OF TEMPLATES	ORDER NO.
Classical Drawer - A	210 x 70	2	RCS-502
Florentine Drawer - B	195 x 85	2	RCS-504
Cascade Drawer - C	250 x 65	1	RCS-505
Folklore Drawer - D	250 x 40	2	RCS-506
Roma Drawer - E	190 x 65	2	RCS-507
Blaze Drawer - F	250 x 110	2	RCS-510
Drawer Holding Frame			RCS-005

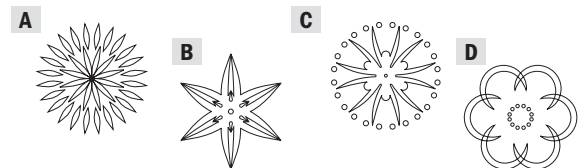
Corner & Small Decoration Carving Designs



DESCRIPTION	CARVING DIMENSIONS mm	NO. OF TEMPLATES	ORDER NO.
Classical "A"	155 x 40	3	RCS-602
Florentine "B"	120 x 30	3	RCS-604
Cascade "C"	190 x 40	3	RCS-605
Folklore "D"	150 x 45	3	RCS-606
Corner Holding Frame			RCS-006


Rosette Carvings

You get two templates for the price of one with these designs! Each item includes templates for two sizes of rosette. Use with the rosette frame sold above, or use the large rosettes with the cabinet door frame or small rosettes with rail frame.




DESCRIPTION	CARVING DIMENSIONS mm	NO. OF TEMPLATES	ORDER NO.
Rosette #1 & #5 - A	85 & 68	2 & 2	RCS-701
Rosette #2 & #6 - B	88 & 70	1 & 1	RCS-702
Rosette #3 & #7 - C	82 & 65	1 & 1	RCS-703
Rosette #4 & #8 - D	79 & 62	1 & 1	RCS-704
Rosette Holding Frame			RCS-007

Southwestern Carving Designs



These popular Southwestern designs are actually several shapes in one. Both sizes can be routed as circular carvings, or use only portions of the template to suit your project.



Rout the complete spanish fan design or make partial rosettes




DESCRIPTION	CARVING DIMENSIONS mm	No. OF TEMPLATES	ORDER NO.
Large Spanish Fan	400	1	RCS-801
Small Spanish Fan	200	1	RCS-802
Rosette Holding Frame			RCS-007

Just for fun: Designs For every animal lover!



Your imagination will be your guide on these neat designs. Furniture or decorations for the kids, paneling for the den or rec room, a gift for the sportsman.



DESCRIPTION	CARVING DIMENSIONS mm	No. OF TEMPLATES	ORDER NO.
Dolphin - A	200 x 290	4	RCS-803
Eagle - B	178 x 298	4	RCS-804
Deer - C	394 x 190	4	RCS-901
Horse - D	445 x 203	3	RCS-902
Longhorn - E	419 x 194	4	RCS-904
Teddy bear - F	394 x 203	3	RCS-906
Cabinet Door Holding Frame			RCS-003

Organizer

100 bits at your fingertips

When you constantly work on projects, you always need your most used bits right within reach and safely organized. CMT gives you the perfect solution for keeping them all in sight, thanks to the 100 piece organizer. This conveniently holds any size router or drill bit by using CMT's interchangeable bushings to fit all CMT shank diameters. See options listed below.

03.51



DESCRIPTION	ORDER NO.
Bit Organizer (without bushings)	03.51.0106
Interchangeable Bushings for Ø6mm shank (20-Pcs.)	03.51.0046A
Interchangeable Bushings for Ø6,35mm shank (20-Pcs.)	03.51.0047A
Interchangeable Bushings for Ø8mm shank (20-Pcs.)	03.51.0048A
Interchangeable Bushings for Ø9,5mm shank (20-Pcs.)	03.51.0057A
Interchangeable Bushings for Ø10mm shank (20-Pcs.)	03.51.0058A
Interchangeable Bushings for Ø12mm shank (20-Pcs.)	03.51.0059A
Interchangeable Bushings for Ø12,7mm shank (20-Pcs.)	03.51.0049A

Formula 2050: Blade & Bit Cleaner



The most reliable, non-toxic bit and blade cleaner that will effectively restore your cutting tools.

998

At CMT, we understand the importance of getting the most out of your cutting tools. Pitch and resin left on bits and blades from wood, adhesives and other synthetic materials compromise cutting edges, significantly affecting cutting performance and crippling working conditions and quality. Buildup also has a serious impact on carbide longevity, and in extreme cases, cause corrosion and carbide deterioration. Tried, tested and true, regular maintenance with CMT's Formula will avoid premature dulling, maintain optimum working conditions and protect the integrity of your tools. It penetrates the cracks in the resin and attacks the bond between carbide or steel surfaces and the resin itself. Formula 2050 keeps your tools in tip-top shape, increasing their lifespan between sharpening.



Prolonged use of this product may cause damage to special coating treatments applied to aluminum tool surfaces. Use with caution.

DESCRIPTION	PACK QTY.	ORDER NO.
0,5 lt. spray bottle	8	998.001.01
5 lt. plastic jug	5	998.001.03

Shipping terms must be arranged with the sales department. Minimum and multiple quantity orders must reflect the "PACK QTY."

- Removes pitch, resin and adhesive residue from all woodworking cutting tools (saw blades, router bits, drill bits, shaper cutters, planer blades, etc.).
- Do not rinse after cleaning. Formula 2050 provides protection from rust and corrosion. Keeps your table saw top rust free too!
- Can be applied by spray bottle or used in ultrasonic cleaners and dip tanks.

Lubricant for Wood, Neutralizes Resin

- Neutralizes resin, preventing it from being stuck on chips and sawdust.
- Cleans knobs, barbell handles, etc.
- Anti-corrosion action on woodworking machine table.
- Excellent against humidity.

Instruction:

Spray or apply the product on the desired parts of your woodworking machine. You will obtain a uniform layer on its surface that will aid in the sliding of your workpiece.



**FLAMMABLE PRODUCT.
AIR FREIGHT IS NOT ALLOWED.**

DESCRIPTION	PACK QTY.	ORDER NO.
1 lt. spray bottle	12	998.002.01
5 lt. plastic jug	2	998.002.03

Shipping terms must be arranged with the sales department. Minimum and multiple quantity orders must reflect the "PACK QTY."



998

Flexible Templates for Curved & Arched Routing

The CMT flexible template is easy to screw on any kind of wooden panels, MDF or chipboard for creating forms, arcs and curved elements easily and rapidly. In order to fix your template you can use countersunk screws, which are widely available on the market. The CMT template is made of a highly-resistant flexible plastic, which can be tied in knots without any risk of ruining or reducing flexibility.





Screw your template to the edge of the panel and follow its shape and rout the border on the guide ring. The template is suitable for manual feed on routers, router tables and spindle moulders. Rout easily, safely and accurately to make multiple forms such as arcs, curved elements and cut-out forms. Mark the edge of your form precisely and screw it onto a previously-placed panel from underneath.

If you rout with a guide ring mounted onto your spindle moulder, keep your hands a safe distance behind the template. Two different profiles in three lengths are available. Please notice that the smallest profile features a short radius, whereas the larger profile features a larger opening in case of flat and long curves.

TECHNICAL SPECIFICATIONS:

- Special plastic without any plasticizer.
- Made in Germany.
- Lasts more than 10 years!

DESCRIPTION	L mm	ORDER NO.
Flexible template for routing 18x18mm	1000	TMP-1000
Flexible template for routing 12x12mm	1200	TMP-1200
Flexible template for routing 18x18mm	2000	TMP-2000



12 Corner Radius Router Template Set from 3mm to 25mm

Our useful 3-piece corner radius template set includes 8mm thick acrylic templates that will allow you to make 12 different radii (4 per template) by using a flush trim or a pattern bit (sold separately). Included with the templates you will also find 4 alignment pins and 4 wood screws. Use the pins to align the template onto your workpiece, then use the four wood screws provided to secure it. Remove the alignment pins and use the bit to cut the corner of your workpiece to the same radius as the template.

RADIUS	
mm	inches
3	1/8"
5	3/16"
6	1/4"
8	5/16"
10	3/8"
11	7/16"
12	1/2"
14	9/16"
16	5/8"
19	3/4"
22	7/8"
25	1"

DESCRIPTION	ORDER NO.
12 Corner Radius Router Template	TMP-R12
Set contains:	
12 Different Radii (3 templates)	
4 Alignment Pins	
4 Wood Screw	



Laminate/Veneered-Panel Cutter

A very useful hand tool for clean, splinter-free cuts on laminates and veneered with no waste. Place your material into the fence provided and have the cutter run along the edge of the panel. The two opposing steel-made circular cutting blades mounted on roller bearings will trace the cutting line. Use the micrometer knob on the top of the tool to set the cutting thickness, or adjust the strip width by using the metric/inch scale provided. Loosen the lock knob on the scale, move the metal bracket which holds the fence and tighten the lock knob again on the desired cutting width.



DET-003

TECHNICAL FEATURES:

- Cutting width: 12~110mm (15/32" ~ 4-21/64").
- Cutting depth: 0~2mm (0 ~ 5/64").
- Weight: 1.2 kg (2.65 lbs).

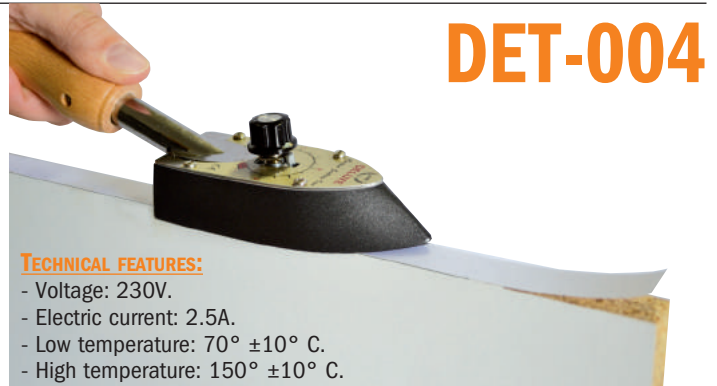
DESCRIPTION	ORDER NO.
Laminate/Veneered-Panel Cutter	DET-003

Edge Banding Iron

Apply pre-glued edge banding easily and accurately. The iron non-stick surface allows smooth and easy application. The thermostatically controlled short preheat time gets you working quicker. Includes heat resistant metal base to place iron when not in use.

- Includes thermostatic heat control.
- Non-stick coating.
- Specially shaped shoe with rounded edges.
- Metal stand.
- 154cm (5-1/2') power cord, 230V.

DESCRIPTION	ORDER NO.
Edge Banding Iron	DET-004



DET-004

TECHNICAL FEATURES:

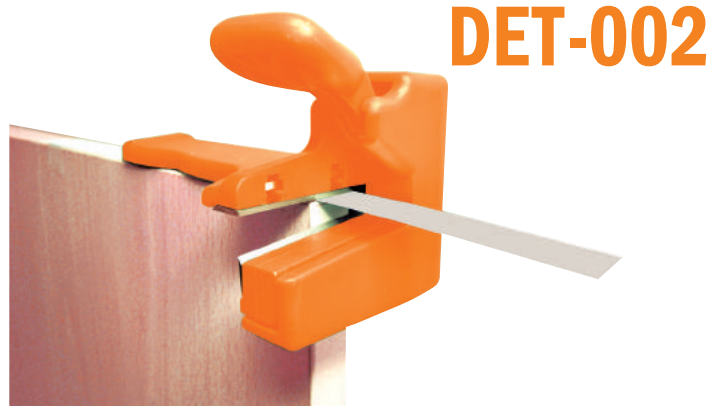
- Voltage: 230V.
- Electric current: 2.5A.
- Low temperature: 70° ±10° C.
- High temperature: 150° ±10° C.

Edge Banding End Trimmer

An indispensable tool for easy and safe end trimming after edge banding. Position the tool on the banding, press down on the handle to operate the blade in a shearing action. The cutting knives are interchangeable, so when the cutting knife becomes dull, you can simply replace it with the anvil knife for a double lifetime. For cutting banding up to 0,5mm thick with a maximum cutting width of 54mm. This tool can also be paired up with our double edge trimmer DET-001. We recommend using our edge banding end trimmer DET-002 before using our double-edge trimmer DET-001.

DESCRIPTION	ORDER NO.
Edge Banding End Trimmer	DET-002

Spare parts **DET-002K** 2-Pcs replacement blade set 55x13x1,5mm



DET-002

Double-Edge Trimmer

Attach this trimmer to your workpiece, press both ends against the board for a cutting range between 13mm (1/2") and 25mm (1"), move the trimmer in the correct direction indicated by the arrow. This will cut on both sides easily. The first cutter will cut straight, the second one can be adjusted for a tapering cut. Both cutters are made from high-quality hardened steel and can be easily replaced when worn out.

DESCRIPTION	ORDER NO.
Double-Edge Trimmer	DET-001

Spare parts **DET-001K** Spare knives for double-edge trimmer



DET-001

Digital Height Gauge

DHG-001



- Precise measurements for router bits, saw blades, band saw blades, cutter heads, drill bits, holes depth.
- Measuring ruler with Metric/Imperial scale and locking screw.
- Horizontal & vertical measuring.
- Digital easy-to-read display.
- Self-standing with magnets, for setting cutting depth on router tables and low profiles for backfence adjustment.
- Instruction manual.

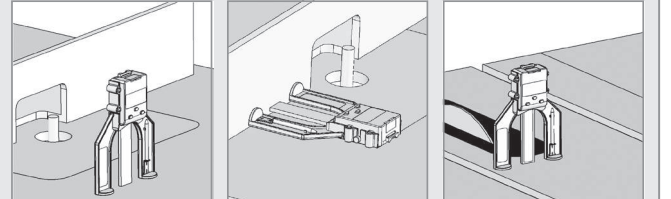


TECHNICAL DETAILS:

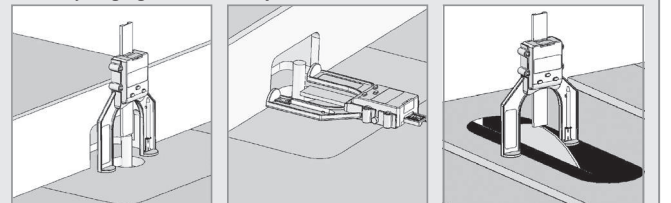
- Measuring range: Scale: 0~80mm (0~3"); Needle: 0~50mm (0~2")
- Wide opening: 60mm (2.5")
- Resolution: 0.05mm (0.002")
- Accuracy: ±0.1mm (±0.004")
- Battery: **Included**
- Battery Type: CR2032-3V; Lithium Button Cell



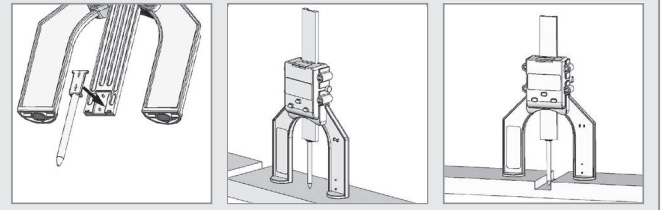
Place your gauge on a flat surface and set to "0" on the display.



Position your gauge on the desired position.



Insert needle and set to "0".



DESCRIPTION	PACK QTY.	ORDER NO.
Digital Height Gauge	10	DHG-001

Digital Moisture Meter


DMM-001



Ideal for use in woodworking, building construction and agriculture industries. The DMM-001 is also an invaluable tool in the restoration field. Ideal for locating moisture in carpets and sub-flooring. Ultra-sensitive Digital Moisture Meter easily detects hidden leaks in wood, concrete, plaster and carpet. Providing accurate moisture level readings make this tool great for new home inspections, locating roof leaks or even selecting dry lumber at the yard. Display will show the moisture content in Percent Moisture Content directly.



Calibration holes



How to calibrate

TECHNICAL DETAILS:

- Moisture measuring range: 5~50% (in wood); 1.5~33% (in building material)
- Measuring accuracy: ±2%
- Backlight shut off: In about 15 seconds
- Auto power off: After 3 minutes idle
- Battery: **Included**
- Battery Type: 9V Battery Block (6F22 or 6LR6); Alkaline
- Low battery indicator: <7V
- Working current: <25mA
- Working temperature: 32°F~122°F
- Working humidity: <90%RH non-condensing
- Storage: -4°F~140°F ≤85% (without battery)
- Dimensions: 145 x 65 x 25mm (5-11/16" x 2-9/16" x 1")
- Weight: About 3oz (without battery)



- Measures moisture content by detecting a material's electrical resistivity using two pins.
- Measurement output is displayed on a practical LCD screen.
- Instruction manual.

DESCRIPTION	PACK QTY.	ORDER NO.
Digital Moisture Meter	5	DMM-001
Spare parts	DMM-001/1	Set 2 Pin for DMM-001

DAG-001



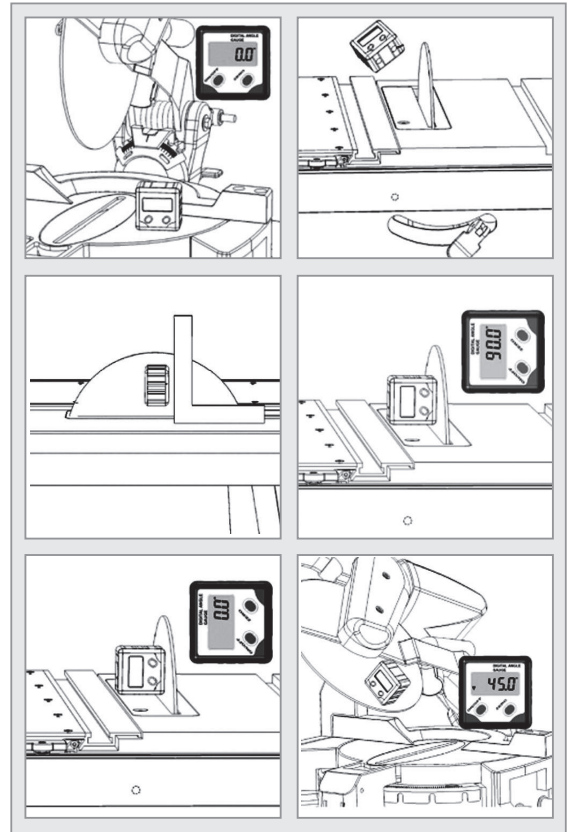
The digital angle gauge is a mini waterproof digital protractor that provides digital readings between $\pm 90^\circ \times 4$ with a resolution of 0.1° and features auto shut off after 5 minutes. It is small enough to be carried around in your pocket and the LED screen is easy to read. It incorporates magnets in the base for adhesion to any ferrous surface to accurately measure mitre and bevel angles on mitre saws, saw benches, etc.

- Accurately sets saw blade bevel angle, works great for miter saws and table saws.
- Automatic LCD backlight
- Large display for easy digital reading
- Measurements in absolute or relative mode
- Angles displayed in degrees
- Automatic digit inversion for overhead measurements
- Set to ZERO
- Magnetic base
- Case included
- Instruction manual

TECHNICAL DETAILS:

- Range: $\pm 90^\circ \times 4$
- Resolution: 0.1°
- Battery: **Included**
- Battery Type: AAA-1.5V; Alkaline
- Dimensions: 60 x 60 x 28mm (2-3/8" x 2-3/8" x 1-1/8")

DESCRIPTION	ORDER NO.
Digital Angle Gauge	DAG-001



Digital Angle Finder

DAF-001

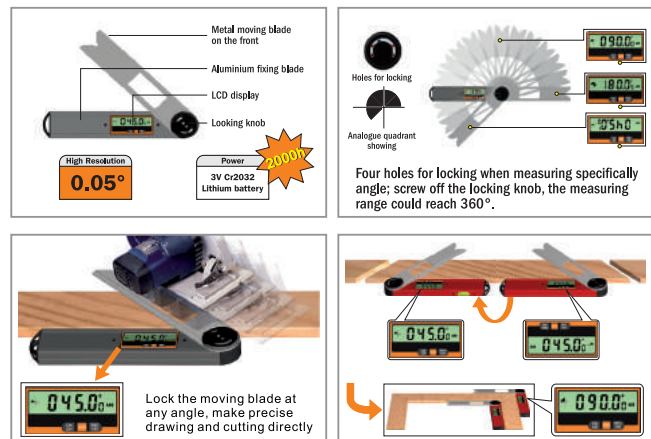


- Easy and simple to use.
- Calculates angles in seconds.
- Large detailed LCD display.
- Robust, lightweight aluminium construction.
- Instruction manual.

TECHNICAL DETAILS:

- Range: 0-360°
- Resolution: 0.05°
- Battery: **Included**
- Battery Type: CR2032-3V; Lithium Button Cell
- Dimensions: 260 x 50 x 25mm (10-1/4" x 2" x 1")

This digital angle finder is a multi-functional tool for many measuring applications. Easy to operate, the base unit carries the electronics featuring clear detailed LCD display, a pair of levelling vials and a pivoting measuring arm. When the arm is extended, the angle created with the base is indicated clearly on digital read-out to the nearest 0.05° . The measuring range is 0 - 360°. The vials allow both vertical and horizontal variations to be accurately measured. Other features include a lock function to prevent the last measurement being lost, a low battery indicator and automatic shut off function. Robust yet lightweight, this tool is very versatile.



DESCRIPTION	ORDER NO.
Digital Angle Finder	DAF-001

Diamond Whetstones

For professional, industrial and home users

FAST: real quality diamond, the hardest known material, reduces the sharpening process.

EASY: stoke the blade across the surface with little pressure.

DURABLE: we use natural diamonds for long-lasting performance.

VERSATILE: for sharpening any hard material, steel, glass, ceramic, tungsten carbide, etc.



FOR SHARPENING, HONING AND LAPPING

- axes
- bayonets
- broadheads
- cable cutters
- carbide cutters
- chainsaws
- chisels
- climbing equipment
- engraving tools
- farm and garden tools
- fish hooks
- Forstner bits
- knives
- lapidary tools
- lawn mower blades
- masonry drills
- moulds and dies
- plane blades
- planer /jointer knives
- pruners


- ring tool
- router bits
- saw blades
- scissors
- shears
- ski and snowboard edges
- small contact area and pointed tools
- speed and hockey skates
- woodcarving scrapers
- woodturning tools

FOR ABRADING HARD MATERIALS

- ceramic
- composites
- fibreglass
- glass
- stainless steel
- stone
- titanium
- tool steel
- tungsten carbide

FOR FLATTENING

- chisel backs
- engine heads
- machine bolsters and ways



Universal diamond whetstone in leather sheaths

DIMENSIONS mm	GRAIN	COLOUR	ORDER NO.
115 x 25 x 3	D15 extrafine	green	DSS-115E
115 x 25 x 3	D25 fine	red	DSS-115F
115 x 25 x 3	D46 coarse	blue	DSS-115M
115 x 25 x 3	D76 extracoarse	black	DSS-115G

Diamond whetstone file

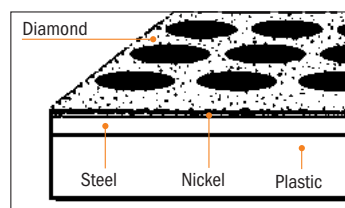
DIMENSIONS mm	GRAIN	COLOUR	ORDER NO.
100 Ø4,8	D54 coarse	blue	DSS-048M

Universal diamond whetstones in hardwood case

DIMENSIONS mm	GRAIN	COLOUR	ORDER NO.
150 x 52 x 16	D15 extrafine	green	DSS-150E
150 x 52 x 16	D25 fine	red	DSS-150F
150 x 52 x 16	D46 coarse	blue	DSS-150M
150 x 52 x 16	D76 extracoarse	black	DSS-150G

A unique production process to guarantee long tool life

A perforated steel plate is moulded onto a strong plastic base by applying high pressure. The steel is then covered with natural diamonds embedded into a nickel plate. The pattern and diamond coating ensures fast sharpening, whereas the plastic indents hold the lubricating water and disperse the fine dust emitted by the diamonds during sharpening.



The diamond whetstones are available in four meshes for multiple purposes:

D15 EXTRAFINE/GREEN (9 microns, 1200 mesh)

To refine and polish sharp edges to razor sharp perfection. If you are new to sharpening or need your knife or tool edges as sharp as possible, this grain type but if this suffice, then this is what you are looking for.

D25 FINE/RED (25 microns, 600 mesh)

To restore any slightly dull knife or tool edges to perfect sharpness. Many customers consider the fine grit grain to be suitable to sharpen any working need. Professional chefs and gourmet cooks prefer using this grit grain too. This product is perfect for the edge refinement process before micro-refinement and polishing.

D46 COARSE/BLUE (45 microns, 325 mesh)

To quickly restore dull edges. For workers who require faster cutting action and less edge refinement often use this grit grain.

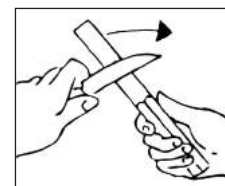
D76 EXTRA-COARSE/BLACK (60 microns, 220 mesh)

Recommended for aggressive removal of metal on damaged tools or for heavy-duty outdoor tools such as axes and lawn mower blades. Also, this grit grain is commonly used as a first step for flattening the back of chisel and plane irons or for rapid stock removal from chipped or badly damaged edges.

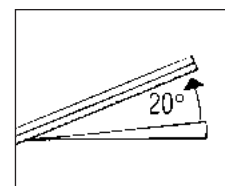
Instructions

Use water for lubrication, after use, rinse and store dry.

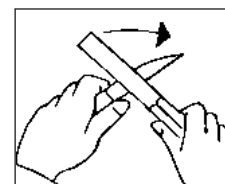
1. Keep your knife with cutting edge away from you.



2. Apply some water to the stone surface. Hold blade 20° to diamond surface.



3. With little pressure and in long strokes push the blade across surface. From edge heel to edge tip, alternately on both sides. For pointed tools. Use the unperforated diamond area.



Bowl & Tray System

BTS-002

CMT System BTS-002 provides a fun and easy way for you to make divided bowls and trays in your shop. No lathe? No problem. This bowl making technique uses a router and CMT's unique bowl and tray router bit. The resulting bowls and trays are beautiful. This kit also provides an excellent way to use up scrap wood. Glue pieces together, butcher block style, to make a beautiful pattern of colors and species.

The templates will withstand a lifetime of use and can be used to make a variety of bowl or tray styles. The collet extension, used to make extra deep bowls, is also useful whenever your general woodworking requires extra deep cuts.



TMP-012
MDF Template



TMP-011
MDF Template



DESCRIPTION	ORDER NO. S=Ø12mm
Bowl & Tray System	BTS-002
<i>The kit includes</i>	
Router Bit	951.502.11B
Router Collet Extension	796.002.00
MDF Template nr. 1	TMP-011
MDF Template nr. 2	TMP-012
Instruction manual	



Trace the templates onto the bowl blank.



Rough out the interior using a drill press and a 50,8mm Forstner bit.



Rout the interior to final shape using the bowl and tray router bit and collet extension.



Bandsaw the exterior to final shape.

Optional



TMP-101
MDF Template
400x400mm.



TMP-103
MDF Template
400x400mm.



TMP-105
MDF Template
330x300mm.

Folding Ruler

- Fiberglass material, water & scratch resistant.
- Impact resistant, tough yet flexible.
- No rust.
- Guaranteed professional quality.
- Merchandising display with 12 rulers.



DESCRIPTION	PACK QTY.	ORDER NO.
Folding Ruler	12	FR2M

Carpenter Pencil

new

An easy-grip shape and larger rectangular surface area means this pencil won't roll away or slip from your hands. The non-round core makes highly legible thick or thin lines.

Perfect for tracing high precision markings on virtually any surface and easy to erase.

Strong lead center withstands the stress of rough handling as well as the rigours and extreme conditions of the construction environment.



PCL-1

DESCRIPTION	PACK QTY.	ORDER NO.
Carpenter Pencil	50	PCL-1

CMT Professional Tool Bag

new

- Top zipped design and wide opening for accessing tools easily,
- Sturdy material and hard rubber bottom are resistant to rough handling and protects the contents from hard falls,
- 6 interior pockets, 12 exterior pockets,
- Ideal for storing and transporting hand tools as well as other medium sized items & accessories.

Material: Polyester 600D with 3mm EPE foam
Dimensions: 400x200x250mm



BAG-001



5 rubber studs at bottom



DESCRIPTION	PACK QTY.	ORDER NO.
CMT Professional Tool Bag	12	BAG-001

DISPLAY CABINETS


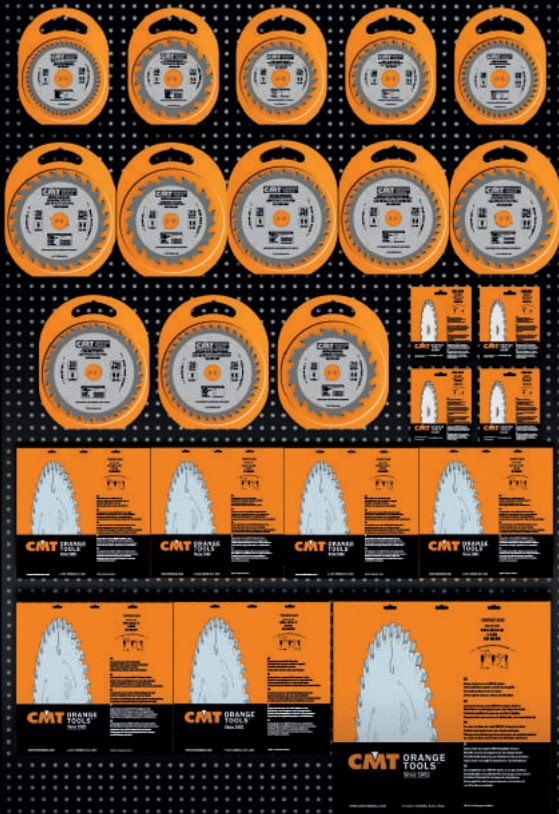
PRODUCTS	PAGE
Display Cabinets for Saw Blades	368
Display Cabinets for Sabre & Jig Saw Blades	369
Display Cabinets for Multi-Cutters	370
Display Cabinets for Router Bits	371
Display Cabinets for Router Bits & Forstner Bits	372
Display Cabinets for Hole Saws	373
Display Cabinets for Drill & Boring Bits	374
Multi Tools Mini Counter Display	375



CMT ORANGE TOOLS™

CMT ORANGE TOOLS™


CMT



ORANGE
TOOLS™



CMT ORANGE
TOOLS™



CMT ORANGE
TOOLS™

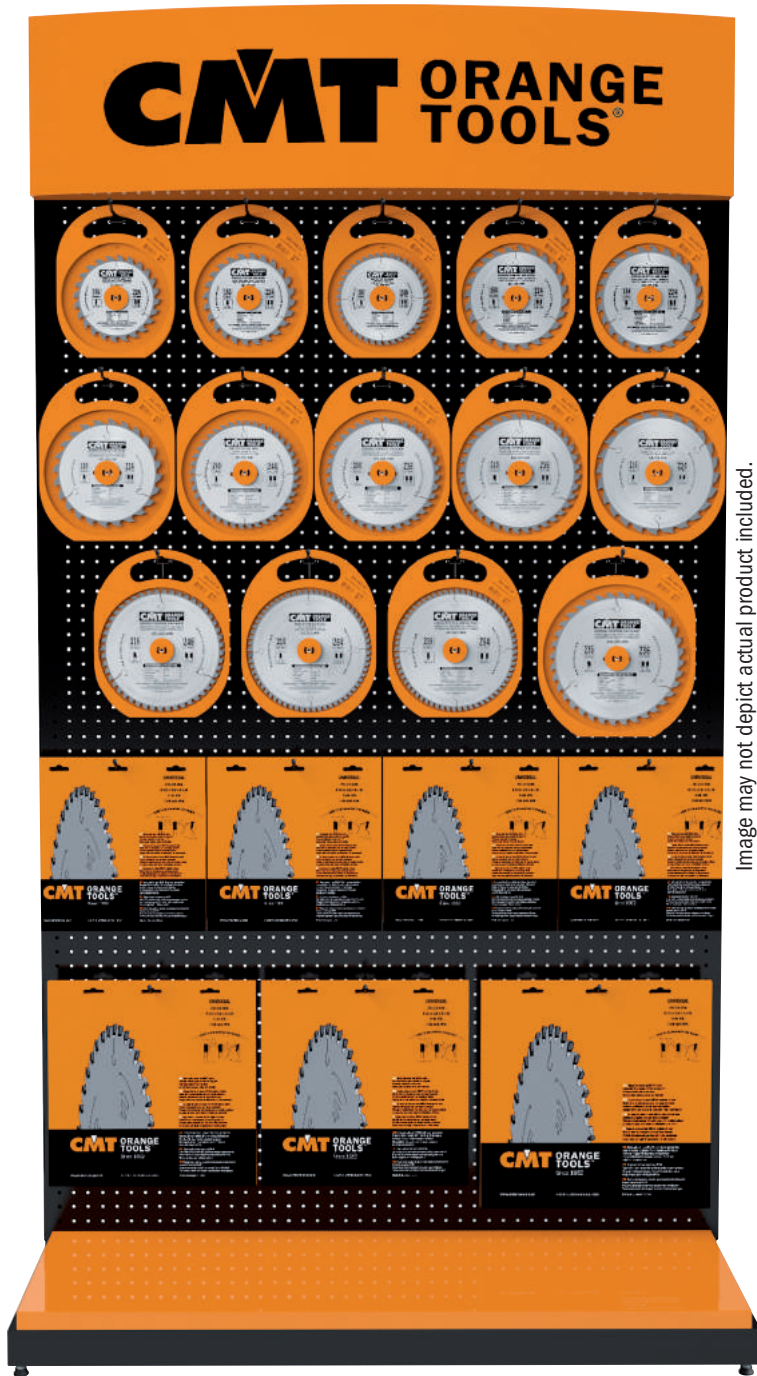


Display Cabinets for Saw Blades



A sturdy steel saw blade display cabinet equipped with a backlight to place anywhere in your store. Hang and display a variety of different saw blades. Contact your CMT representative to seek advice on the most effective sawblade display composition for your needs. **Tools not included.**

03.00.0038



Dimensions: 120 x 45 x 223cm.

Image may not depict actual product included.

03.00.0030

We also offer a practical wire counter display for saw blades up to Ø350mm.



Dimensions: 51 x 49 x 27cm.

DISPLAYS THAT SELL!

Suitable for all blades types



03.53.0011-X24
(150mm.)



03.53.0012-X24
(50mm.)

DESCRIPTION	ORDER NO.
Wire counter display only (<i>empty</i>)	03.00.0030
Display cabinet with backlight (220V) for saw blades (<i>empty</i>) hooks not included, order separately	03.00.0038
Hooks 50mm. (24-pc pack)	03.53.0012-X24
Hooks 150mm. (24-pc pack)	03.53.0011-X24
Lighted header sign CMT ORANGE 220V (<i>spare parts</i>)	03.54.0084
220V lamp for neon sign for display cabinet (<i>spare parts</i>)	03.54.0087

Display Cabinets for Sabre & Jig Saw Blades



A sturdy steel sabre and jig saw blade display cabinet equipped with a backlight to place anywhere in your store. You can hang and display a variety of different blades. Contact your CMT representative to seek advice on the most suitable blade display composition for your needs. **Tools not included.**

IMBALLO143

Counter cardboard display for jig saw blades
 CMT's end cap cardboard display for jig saw blades takes advantage of the existing space in your store and is designed for being placed on a counter, existing shelves or inside CMT's display cabinets. Suitable for stocking up to 12 different jig saw blade types, 10 packs each, 120 packs in total. The end cap cardboard display helps increase product visibility and sell more!



DISPLAYS THAT SELL!

03.00.0038


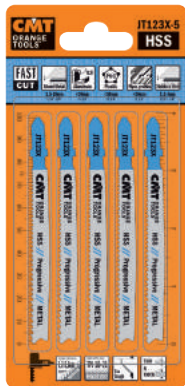


Image may not depict actual product included.



5-PIECE MASTERPACK



25-PIECE MASTERPACK



5-PIECE MASTERPACK



20-PIECE MASTERPACK



03.53.0020-X12
(50mm, for JS)



03.53.0012-X24
(50mm)



03.53.0011-X24
(150mm)

Dimensions: 120 x 45 x 223cm.

DESCRIPTION	ORDER NO.
Counter display only (empty)	IMBALLO143
Display cabinet with backlight (220V) for sabre and jig saw blades (empty) hooks not included, order separately	03.00.0038
Hooks 50mm. (24-pc pack)	03.53.0012-X24
Hooks 50mm. for JS (12-pc pack)	03.53.0020-X12
Hooks 150mm. (24-pc pack)	03.53.0011-X24
Lighted header sign CMT ORANGE 220V (spare parts)	03.54.0084
220V lamp for neon sign for display cabinet (spare parts)	03.54.0087

Display Cabinet for Multi-Cutters



A sturdy steel multi-cutter display cabinet featuring an attractive backlight to place anywhere in your store. You can hang and display a variety of different cutters. Contact your CMT representative to seek advice on the most most effective cutter display composition for your needs. Tools not included.

03.00.0038



1-PIECE CLAMSHELL
5-PIECE MASTERPACK

Image may not depict actual product included.



Dimensions: 120 x 45 x 223cm.



03.53.0011-X24
(150mm.)



03.53.0012-X24
(50mm.)

**DISPLAYS
THAT SELL!**

DESCRIPTION	ORDER NO.
Display cabinet with backlight (220V) for multi-cutters (empty) hooks not included, order separately	03.00.0038
Hooks 50mm. (24-pc pack)	03.53.0012-X24
Hooks 150mm. (24-pc pack)	03.53.0011-X24
Lighted header sign CMT ORANGE 220V (spare parts)	03.54.0084
220V lamp for neon sign for display cabinet (spare parts)	03.54.0087

Display Cabinet for Router Bits



This sturdy structure is hand-crafted from MDF, tempered glass and iron. The cabinet is free-standing and provides 360° visibility thereby allowing you to position the display anywhere in your store. The front is a convenient 2 component assembly. The upper section is designed to display 141 of the best selling router bits from the CMT router bit line as well as 20 corresponding spare parts. The lower compartments can perfectly fit 10 of the most popular wooden box sets or saw blades, if required. Glass doors are secured with key lock.

03.00.0042



Deluxe packaging



03.53.0011-X24
(150mm.)



03.53.0017

Image may not depict actual product included.



Dimensions: 120 x 45 x 223cm.

DESCRIPTION	ORDER NO.
Display cabinets with: 240 HW router bits (S=Ø6mm), 66 spare parts (saw blades not included, at your choice)	700.300.00L
Display cabinets with: 240 HW router bits (S=Ø8mm), 66 spare parts (saw blades not included, at your choice)	900.300.00L
21 pcs. HW router bits with shank Ø12mm for our display cabinet (<i>optional</i>)	900.021.00
Display cabinet for router bits and cutter heads (<i>empty</i>) / Hooks not included, order separately	03.00.0042
Hooks 150mm. (24-pc pack)	03.53.0011-X24
Toolholder shelf (270x209x1,5mm.) for CMT display cabinet 03.00.0042 for router bit sets	03.53.0017
220V lamp for neon sign for display cabinet (<i>spare parts</i>)	03.54.0087
Set 2 led 220V for display cabinet (<i>spare parts</i>)	03.54.0089
Set of 2 metal support (RH-LH) for light header sign (<i>spare parts</i>)	03.53.0109
Lighted header sign CMT ORANGE 220V (<i>spare parts</i>)	03.54.0084

Display Cabinet for Router Bits & Forstner Bits

A beautiful, well-organized display of router bits in your shop is the best way to encourage customers to buy. CMT has produced this beautiful cabinet to best show off our wide selection of high quality bright orange bits, Forstner bits and boring bits. Made with a sturdy MDF frame and three glass panels, it is the ideal counter-top display. The wooden slat back wall allows for easy bit organization and comes standard with front door lock. Glass door secured with key lock.



CMT Overall Rating 10!
Top Performing Router Bits

03.00.0002



03.00.0002



Image may not depict actual product included.

Suitable for boring and Forstner Bits
(at your choice)



Deluxe packaging



Forstner clamshell



03.53.0011-X24
(150mm.)

DISPLAYS THAT SELL!

DESCRIPTION	ORDER NO.
Display cabinet with: 76 HW Router bits (S=Ø6mm), 8 Spare parts (2 pcs. each)	700.084.00
Display cabinet with: 76 HW Router bits (S=Ø8mm), 8 Spare parts (2 pcs. each)	900.084.00
Display cabinet for router bits / Forstner bits (empty) / Hooks not included, order separately	03.00.0002
Hooks 150mm. (24-pc pack)	03.53.0011-X24

Display Cabinet for Hole Saws

A sturdy steel hole saw display cabinet complete with a backlight to place anywhere in your store. You can hang a variety of different types of hole saws. Contact your CMT representative to seek advice on the best hole saw display composition for your needs. **Tools not included.**

NO LIMITS with the **FASTX4** hole saws you can bore any material of any hardness!

SERIES 550 TUNGSTEN CARBIDE-TIPPED SERIES 553 TUNGSTEN CARBIDE-TIPPED LONG



10X
LONGER LIFE

5X
FASTER

SERIES 551 BI-METAL PLUS 8% COBALT



2X
LONGER LIFE

SERIES 552 DIAMOND DRY



10X
LONGER LIFE

DISPLAYS THAT SELL!

03.00.0038




Image may not depict actual product included.

Dimensions: 120 x 45 x 223cm.



DESCRIPTION	ORDER NO.
Display cabinet with backlight (220V) for hole saws (empty) hooks not included, order separately	03.00.0038
Hooks 150mm. (24-pc pack)	03.53.0011-X24
Hooks 200mm. (24-pc pack)	03.53.0013-X24
Lighted header sign CMT ORANGE 220V (spare parts)	03.54.0084
220V lamp for neon sign for display cabinet (spare parts)	03.54.0087

Display Cabinet for Drill & Boring Bits

03.00.0042

Start your stock of CMT drill and boring bits now by ordering a convenient display to help you get organized and keep your tools within reach.

Contact your CMT representative for information and get the best advice on choosing the right selection of drill bits for your display from our very broad range. Tools not included.

- **Fit Top Selling 120 SKUs.**
- **Fit up to 20 Deep**
- **Secured Glass with Key Lock**

X-TREME BORING BITS



Image may not depict actual product included.



Dimensions:
120 x 31 x 223cm.

03.53.0017 Toolholder steel shelf for drill & boring bits.
Fit up to 40 shelves into tower.
Dimensions: 270 x 209 x 1,5mm.

DISPLAYS THAT SELL!

DESCRIPTION	ORDER NO.
Display cabinet for drill and boring bits (empty) / Toolholder shelf not included, order separately	03.00.0042
Toolholder shelf (270x209x1,5mm.) for CMT display cabinet 03.00.0042 for drill and boring bits (order separately)	03.53.0017
220V lamp for neon sign for display cabinet (spare parts)	03.54.0087
Set 2 led 220V for display cabinet (spare parts)	03.54.0089
Set of 2 metal support (RH-LH) for light header sign (spare parts)	03.53.0109
Lighted header sign CMT ORANGE 220V (spare parts)	03.54.0084

Multi Tools Mini Counter Display




03.00.0043

This simple yet attractive counter display will increase product visibility and definitely increase your sales. This cabinet supports a great variety of tools like jig saw blades, sabre saw blades, oscillating tools, router bits, Forstner bits, drill bits and hole saws. The best way to attract and encourage customers to buy!

A sturdy steel body in our trademark orange colour makes for the ideal eye-catching counter-top display! Tools not included.



Suitable for all tools type



JIG SAW BLADES



SABRE SAW BLADES



Dimensions: 35 x 56 x 16cm.

Image may not depict actual product included.



OSCILLATING TOOLS



ROUTER BITS



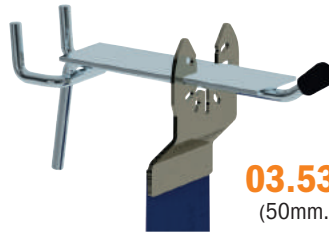
FORSTNER BITS



HOLE SAWS



03.53.0012-X24
(50mm)




03.53.0014-X12
(50mm. for OMM & OMS)



03.53.0020-X12
(50mm. for JS)

DESCRIPTION	ORDER NO.
Mini Counter Display (empty) Hook not included, order separately	03.00.0043
Hooks 50mm. (24-pc pack)	03.53.0012-X24
Hooks 50mm. for OMM & OMS (12-pc pack)	03.53.0014-X12
Hooks 50mm. for JS (12-pc pack)	03.53.0020-X12



BE SURE: to keep the black washer right side up to correspond with the bearing rotation during reassembly.

- new** * Undersized diameter bearing for use after resharpening. Fits all tools such as flush trims
- 791.062.00** Ø9,3 replace bearing 791.002.00 (Ø9,5) after resharpening
- 791.063.00** Ø12,5 replace bearing 791.003.00 (Ø12,7) after resharpening

Bearings

	D		B		P	PACK QTY.	ORDER NO.
	mm	inches	mm	inches	mm		
	6,35	1/4	3,17	1/8	2,8	10	791.035.00
new	9,3		4,76	3/16	3,17	10	791.062.00*
	9,5	3/8	4,76	3/16	3,2	10	791.002.00
new	12,5		4,76	3/16	4,98	10	791.063.00*
	12,7	1/2	4,76	3/16	5	10	791.003.00
	12,7	1/2	6,35	1/4	4,8	10	791.010.00
	13		5		4	10	791.022.00
	13		6		5	10	791.023.00
	15		6		5	10	791.024.00
	15,8	5/8	4,76	3/16	5	10	791.018.00
	15,8	5/8	6,35	1/4	5	10	791.009.00
	16		5		5	10	791.006.00
	16		8		5	10	791.025.00
	19	3/4	4,76	3/16	7,5	10	791.019.00
	19		6		6	10	791.007.00
	19	3/4	6,35	1/4	7	10	791.004.00
	19		8		6	10	791.034.00
	19	3/4	12,7	1/2	4	10	791.011.00
	22		8		6	10	791.012.00
	22		8		7	10	791.005.00
	22,2	7/8	4,76	3/16	7,5	10	791.017.00
	22,2	7/8	9,52	3/8	7	10	791.021.00
	22,2	7/8	12,7	1/2	7	10	791.013.00
	24		8		8	10	791.036.00
	28		12		8	10	791.026.00
	28,5	1-1/8	4,76	3/16	8,4	10	791.014.00
	28,5	1-1/8	8		8,5	10	791.030.00
	28,5	1-1/8	12,7	1/2	8	10	791.027.00
	31,7	1-1/4	8		5	10	791.033.00
	31,7	1-1/4	12,7	1/2	8	10	791.015.00
	34,9	1-3/8	4,76	3/16	11,5	10	791.016.00
	34,9	1-3/8	8		11,6	10	791.031.00
	34,9	1-3/8	12,7	1/2	11	10	791.029.00
	37		12		12	10	791.028.00
	38,1	1-1/2	12,7	1/2	13,3	10	791.020.00
	62		30		16	10	791.051.00
	62		35		14	1	791.052.00
	80		40		18	1	791.054.00
	80		50		16	1	791.053.00



**** Delrin® Cylindrical Bearings

** 10° Delrin® Conical Bearings

*** Delrin® Triangular Bearings

Delrin® Cylindrical Bearings

12,7	1/2	4,76	3/16	5	10	791.044.00****
15,87	5/8	4,76	3/16	7,2	10	791.045.00****
19,05	3/4	4,76	3/16	6,8	10	791.046.00****
37,4	12,7	1/2	15,7	10	791.047.00****	

10° Delrin® Conical Bearings

19	3/4	4,76	3/16	6,8	10	791.041.00**
22	7/8	4,76	3/16	6,8	10	791.048.00**

Delrin® Triangular Bearings

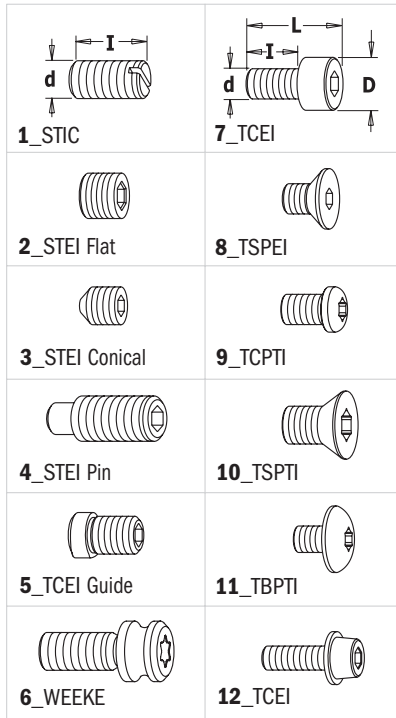
12,7	1/2	4,76	3/16	5,8	10	791.042.00***
19	3/4	4,76	3/16	7	10	791.043.00***

Shields for Bearings



DESCRIPTION	PACK QTY.	ORDER NO.	DESCRIPTION	PACK QTY.	ORDER NO.
Ø9,5mm	10	990.422.00	Ø12,7mm	10	990.423.00

990



Screws

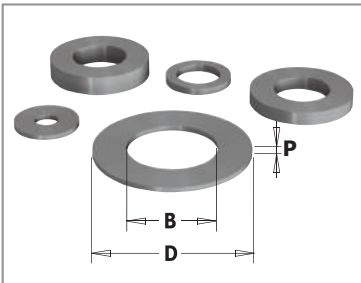
d x l x L mm	D mm	TYPE	PACK QTY.	ORDER NO.	d x l x L mm	D mm	TYPE	PACK QTY.	ORDER NO.
M5x8		1	10	990.008.00	M4x12x16	7	7	10	990.061.00
M5x10		1	10	990.003.00	M6x25x31	10	7	10	990.098.00
M2x2		2	10	990.060.00	M8x25x33	13	7	10	990.099.00
M4x20		2	10	990.091.00	1/8"x1/2"x5/8"	5,5	7	10	990.059.00
M5x4		2	10	990.015.00	M5x10x15	8,5	7	10	990.010.00
M5x5		2	10	990.001.00	M4x4x6	8	8	10	990.004.00
M5x5 w/cup point		2	10	990.006.00	M5x9x12	10	8	10	990.055.00
M3x3		3	10	990.005.00	M5x5,2x8	9	8	10	990.067.00
M5x5		3	10	990.002.00	M6x8x10	9	8	10	990.083.00
M6x6		3	10	990.007.00	1/4"x11/16"x7/8"	12	9	10	990.097.00
M4x3		3	10	990.013.00	1/8"x3/8"x1/2"	7	12	10	990.058.00
M4x4		3	10	990.014.00	Torx Screw				
M6x5		3	10	990.009.00	M5x13x18 (T15)	6,8	10	10	990.063.00
M6x8		4	10	990.087.00	M3x4x5,7 (T8)	4,6	9	10	990.082.00
M6x10		4	10	990.106.00	M3,5x5,7x8,2 (T15)	6	11	10	990.077.00
M6x16		4	10	990.066.00	M2,5x3x4,5 (T8)	3,5	10	10	990.070.00
M6x20		4	10	990.084.00	M2,5x4,5x6 (T8)	3,7	10	10	990.071.00
M6x25		4	10	990.085.00	M4x2x3 (T9)	6	10	10	990.079.00
M8x12		4	10	990.065.00	M5x3,6x6,1 (T25)	8,8	10	10	990.080.00
M8x16		4	10	990.064.00	M5x5x8 (T25)	9	10	10	990.093.00
M8x20		4	10	990.086.00	M3,5x3,5x6 (T15)	6	11	10	990.072.00
M5x5x9	6	5	10	990.068.00	M3,5x5x7,2 (T15)	8,8	11	10	990.073.00
M5x11,5x17		6	10	990.088.00	M4x3,5x5,7 (T15)	8,8	11	10	990.074.00
M2,5x6x8,5	4,5	7	10	990.062.00	M4x4x6,2 (T15)	5,8	11	10	990.076.00
M3x6x9	5,5	7	10	990.051.00	M4x4x6,2 (T15)	8,8	11	10	990.056.00
M3x10x13	5,5	7	10	990.053.00	M4x5,5x8 (T20)	7,4	9	10	990.094.00
M3x16x19	5,5	7	10	990.054.00	M4x6x8 (T15)	6	11	10	990.078.00
M4x6x10	7	7	10	990.052.00	M4x6x8,2 (T15)	9	11	10	990.075.00



Keys for Screws

991

DESCRIPTION	PACK QTY.	ORDER NO.	DESCRIPTION	PACK QTY.	ORDER NO.
Hex Keys			6mm	10	991.066.00
0,9mm (for M2 screw)	10	991.055.00	Torx Key		
1,5mm (for M3 screw)	10	991.056.00	T8	10	991.063.00
2mm	10	991.060.00	T9	10	991.069.00
3/32" (for 1/8W screw)	10	991.057.00	T15	10	991.061.00
2,5mm (for M4 screw)	10	991.062.00	T20	10	991.072.00
3mm	10	991.067.00	T25	10	991.073.00
4mm	10	991.064.00	T30	10	991.071.00
5mm	10	991.065.00			



Shields for Assembly

541


B mm	D mm	P mm	PACK QTY.	ORDER NO.	B mm	D mm	P mm	PACK QTY.	ORDER NO.
3,25	9	1,6	10	541.550.00	8	14,7	5,8	10	541.519.00
3,25	15,8	2	10	541.552.00	12	20	2	10	541.512.00
5,2	15,8	2,5	10	541.551.00	12	20	3	10	541.511.00
6,4	9,52	2,2	10	541.514.00	12	21	0,1	10	541.513.00
8	14	0,1	10	541.515.00	12	21	0,3	10	541.520.00
8	14	0,3	10	541.516.00	12	21	1,59	10	541.521.00
8	14	0,5	10	541.517.00	12	21	3,18	10	541.522.00
8	14	1	10	541.518.00	12	21	6,16	10	541.523.00
8	14,7	3	10	541.500.00	12	21	1	10	541.524.00
8	14,7	4	10	541.501.00	12	21	0,5	10	541.525.00



Nuts for Arbors

990.0

DESCRIPTION	PACK QTY.	ORDER NO.	DESCRIPTION	PACK QTY.	ORDER NO.
M4	10	990.092.00	M8	10	990.020.00
M6	10	990.095.00	M12x1,25mm	10	990.022.00



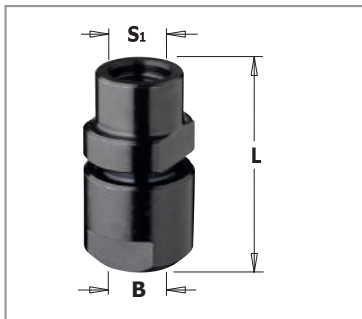
Arbors

797

S mm	S ₁ mm	PACK QTY.	ORDER NO.
8	M10x1,5	10	797.580.00
10	M12x1	10	797.100.00
12	M12x1	10	797.120.00
12,7	M12x1	10	797.127.00

TECHNICAL DETAILS:

- Super strength steel.
- Precisely machined for accuracy.



Collet Chucks

796

S ₁ mm	B mm	L mm	PACK QTY.	ORDER NO.
M10x1,5	6 - 6,35 - 8 - 9,5	38	10	796.100.00
M12x1	6 - 6,35 - 8 - 9,5	38	10	796.000.00
M12x1	10 - 12 - 12,7	47	10	796.121.00

TECHNICAL DETAILS:

- Super strength steel.
- Precisely machined for accuracy.

Collet not included.



Router Chuck Extensions with Collet


796.001/002

S mm	COLLET INCLUDED mm	FOR COLLETS mm	L mm	PACK QTY.	ORDER NO.
12	8	6 - 6,35 - 8 - 9,5	81	10	796.002.01
12	12	10 - 12 - 12,7	88	10	796.002.00
12,7	6,35	6 - 6,35 - 8 - 9,5	81	10	796.001.01
12,7	12,7	10 - 12 - 12,7	88	10	796.001.00

TECHNICAL DETAILS:

- Super strength steel.
- Precisely machined for accuracy.

Collet included.



Collet Chucks

796

S mm	FOR COLLETS mm	LB mm	PACK QTY.	ORDER NO.
M14x2	6 - 6,35 - 8 - 9,5	32	10	796.140.00
M14x2	10 - 12 - 12,7	38	10	796.141.00
M16x2	6 - 6,35 - 8 - 9,5	32	10	796.160.00
M16x2	10 - 12 - 12,7	38	10	796.161.00

TECHNICAL DETAILS:

- Super strength steel.
- Precisely machined for accuracy.

Collet not included.



Collets

796.500/600

B mm	PACK QTY.	ORDER NO.	B mm	PACK QTY.	ORDER NO.
6	10	796.560.00	10	10	796.600.00
6,35	10	796.564.00	12	10	796.620.00
8	10	796.580.00	12,7	10	796.627.00
9,5	10	796.595.00			




Arbors

798

S mm	S ₁ mm	PACK QTY.	ORDER NO.
M10x1,5	M10x1,5	10	798.101.00
M10x1,5	M12x1	10	798.102.00
M12x1	M10x1,5	10	798.121.00
M12x1	M12x1	10	798.122.00

TECHNICAL DETAILS:

- Super strength steel.
- Precisely machined for accuracy.



“ER20” Chucks

796

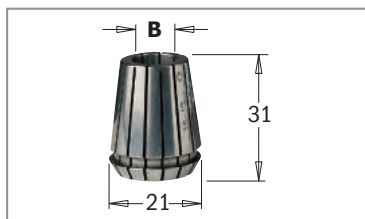
S mm	FOR COLLETS “ER20” mm	LB mm	PACK QTY.	ORDER NO.
M12x1,75	3 ~ 12,7	43	10	796.122.00
M14x2	3 ~ 12,7	43	10	796.142.00
M16x2	3 ~ 12,7	43	10	796.162.00

Spare parts: 992.483.03 M25x1,5mm clamping nut
991.483.00 “ER20” key

TECHNICAL DETAILS:

Super strength steel. Precisely machined for accuracy.


Collet not included.



“ER20” Precision Collets for 796.122/142/162 Items

184

B mm	PACK QTY.	ORDER NO.	B mm	PACK QTY.	ORDER NO.
3	10	184.030.20	8	10	184.080.20
5	10	184.050.20	10	10	184.100.20
6	10	184.060.20	12	10	184.120.20
6,35	10	184.064.20	12,7	10	184.127.20



Collets for CMT1E, CMT2E, DeWalt®, Felisatti®, Fein®, Metabo® Hand-Held Routers **796.8**

B mm	PACK QTY.	ORDER NO.	B mm	PACK QTY.	ORDER NO.
6	10	796.860.00	10	10	796.900.00
6,35	10	796.864.00	12	10	796.920.00
8	10	796.880.00	12,7	10	796.927.00
9,5	10	796.895.00			


Spare parts: 992.100.01 M22 clamping nut



Collets for Freud®/Casals® Hand-Held Routers

796.780


B mm	L mm	PACK QTY.	ORDER NO.
8	14	10	796.780.00



Bushings

799


B mm	D mm	L mm	PACK QTY.	ORDER NO.	B mm	D mm	L mm	PACK QTY.	ORDER NO.
6	8	25	10	799.060.00	8	10	25	10	799.280.00
6	9,5	25	10	799.160.00	8	12	25	10	799.380.00
6	12	25	10	799.260.00	8	12,7	25	10	799.480.00
6,35	8	25	10	799.064.00	9,5	12,7	25	10	799.001.00
6,35	9,5	25	10	799.164.00	10	12	25	10	799.100.00
6,35	12,7	25	10	799.264.00	13	16	45	10	799.130.00
8	9,5	25	10	799.180.00					



Stop Collars

541

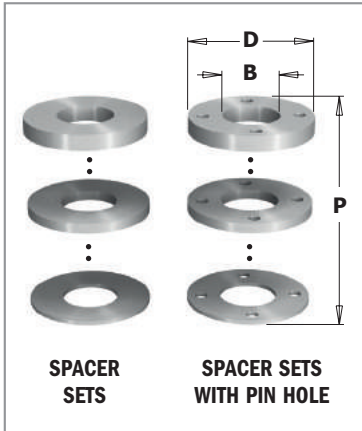
B mm	PACK QTY.	ORDER NO.	B mm	PACK QTY.	ORDER NO.
3,175	10	541.008.00	9,5	10	541.006.00
6	10	541.003.00	12	10	541.005.00
6,35	10	541.001.00	12,7	10	541.002.00
8	10	541.004.00			



Threaded Rings for 694.001 Cutter Heads

695.996

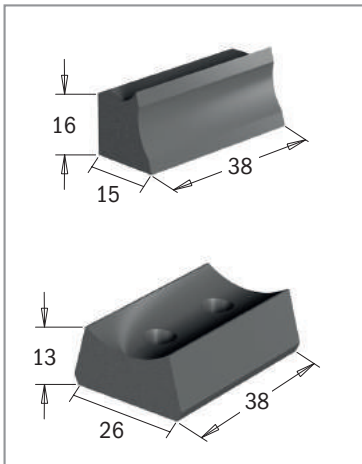
DESCRIPTION	PACK QTY.	ORDER NO.
M4 (Ø10x1,6mm)	10	695.996.01
M4 (Ø12x1,7mm)	10	695.996.02



Spacers Set

695.998

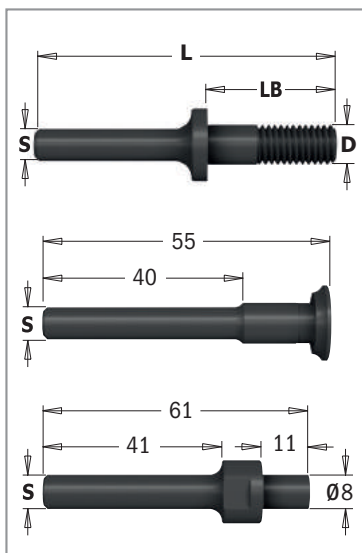
DESCRIPTION D x B x P mm	FOR CUTTER HEAD	PACK QTY.	ORDER NO.	DESCRIPTION D x B x P mm	FOR CUTTER HEAD	PACK QTY.	ORDER NO.
Spacer Sets				Spacer sets with Pin Hole			
50x30x9	694.015	10	695.998.01	65x30x8	694.001 & 694.015	10	695.998.21
50x31,75x9	694.015	10	695.998.02	65x31,75x8	694.001 & 694.015	10	695.998.22
55x35x9	694.015	10	695.998.03	65x35x8	694.001 & 694.015	10	695.998.23
60x40x9	694.015	10	695.998.04	70x40x8	694.001 & 694.015	10	695.998.24N
70x50x9	694.015	10	695.998.05	70x50x8	694.001 & 694.015	10	695.998.25N
50x30x33	694.005	10	695.998.11				
50x31,75x33	694.005	10	695.998.12				
55x35x33	694.005	10	695.998.13				
60x40x33	694.005	10	695.998.14				
70x50x22	694.005	10	695.998.15				



Wedges for Cutter Heads

651-692-693-695

DESCRIPTION	PACK QTY.	ORDER NO.	DESCRIPTION	PACK QTY.	ORDER NO.
Wedge for Cutter Heads			Wedges for Router Bits with Knives		
38x15x16mm	10	692.999.01	31x11x9,5mm	10	695.999.31
38x22,5x13mm	10	692.999.02	38x11x9,5mm	10	695.999.38
38x26x13mm	10	693.999.01	39x11x9,5mm	10	695.999.39
38x28x12,5mm	10	693.999.02	41x11x9,5mm	10	695.999.41
38x15x16mm (per/para 695.018)	10	695.018.01	42x11x9,5mm	10	695.999.42
7x11x9,5mm	10	695.999.07	46x11x9,5mm	10	695.999.46
16x11x9,5mm	10	695.999.16	49x11x9,5mm	10	695.999.49
17x11x9,5mm	10	695.999.17	53x11x9,5mm	10	695.999.53
22x11x9,5mm	10	695.999.22	D=8x20mm	10	651.999.01
23x11x9,5mm	10	695.999.23	D=10-12-12,7x30mm	10	651.999.02
23x11x9,5mm	10	695.999.24	D=12-12,7x50mm	10	651.999.03



Slot Cutter Arbors

7/8/924

D mm	LB mm	L mm	PACK QTY.	ORDER NO. S=Ø6mm	ORDER NO. S=Ø6,35mm	ORDER NO. S=Ø8mm	ORDER NO. S=Ø12mm	ORDER NO. S=Ø12,7mm
Arbors for 822 Slot Cutters								
M8	26	61	10	724.060.00	824.064.00	924.080.00		
M8	40	86	10			924.083.00		
M8	26	67,5	10				924.120.00	824.127.00
M8	40	81	10				924.128.00	824.128.00
M12	54	97	10				924.129.00	824.129.00
M8	47	97	10				924.130.00	824.130.00
M8	29,75	71	10				924.131.00	824.131.00
M8	35,5	71	10				924.132.00	824.132.00
M8	23	71	10				924.133.00	824.133.00
M12	39,5	85	10				924.134.00	824.134.00
M12	54,5	100	10					824.135.00
Arbors for 823 Slot Cutters with Counterbore								
		55	10	724.061.00	824.061.00	924.081.00		824.121.00
8	11	61	10	724.062.00	824.062.00	924.082.00		824.122.00

Alphabetical index

DESCRIPTION	PAGE
1 Piece Rail & Stile Cutter Heads	112
1010W Router	334
12 Corner Radius Router Template Set from 3mm to 25mm	358
12-Piece Router Bit Set with Wooden Case.....	223
13 Piece Multiprofile Cutter Head Sets without Limiters	114
13-Piece Router Bit Set with Wooden Case.....	223
15-Piece Router Bit Sets.....	222
15° Dovetail Cutter with Insert Knives for Roof-Frames	182
2 Flute Dowel Drills	286-287
2 Flute Dowel Drills for Through Holes	292-293
2 Piece Adjustable Grooving Sets.....	97
2 Piece Adjustable Rounding & Chamfering Sets.....	99
2-Piece Entry Door Router Bit Set	226
2400W Router	335
3 piece Adjustable Grooving Sets	96
3-in-1 Flush Trim Bits for MDF/Laminate.....	160
300W Oscillating Multi-Tools	337
3D Router Carver System	354~356
4 Flute Dowel Drills	288~290
4 Flute Dowel Drills for Through Holes	293
4-Wing Cut Out Slot Cutters for Solid Surfaces	218
45° Chamfer Cutter Heads	100
45° Countersink with Parallel Shank	316
45° Lock Miter Cutter Heads.....	107
5-Piece Boring Bit Set for Hinges.....	304-305
5-Piece Spiral Bit Sets.....	232
5-Piece Straight Bit Set & Profile Bit Set.....	231
5% Co HS Spiral Bits for Aluminium Positive Single Flute.....	149
5% Co HS Spiral Bits for High Cutting Depth	149
550W Professional Trimmer	336
6-Piece Mortising Bit Sets.....	268-269
6-Piece Profile Bit Set with Wooden Case	225
60° Lettering Bit	183
7 Piece Multiprofile Cutter Head Sets with Limiters	115
9° Dovetail Cutters.....	182
90° Countersink with Parallel Shank	316, 318

A

Adaptors.....	276~278, 302-303
Adaptors for Twist Drills.....	284
Additional Templates, Bits & Accessories.....	345
Adjustable Chamfer Cutter Heads with Positive Stop.....	101
Adjustable Chamfering CNC Cutter	264
Adjustable Countersink	319
Adjustable Double Roundover Router Bits.....	200
Adjustable Precision Router Dado Jig.....	343

DESCRIPTION	PAGE
Adjustable Roundover & Bevel Router Bits	200
Adjustable Scoring Blades Industrial Line	23
Adjustable Shaker Router Bit Sets	230
Adjustable Tongue & Groove Bit Set for Mission Style Cabinet Doors.....	230

B

Back-to-Back Connectors for Straight Edge Clamps (optional).....	342
Ball End Bit	190
Bead & Bull Nose Bits	202
Beading Bits	193
Bench Block Set	350
Biscuit Joiner Saw Blades	38
Blank Knives & Limiters (to be sharpened)	130
Blum Hinges Boring Head	350
Boring Bit & Plug Cutter Sets	309
Boring Bits with Parallel Shank	304~307
Boring head System 32.....	350
Bowl & Tray Bits.....	183
Bowl & Tray System.....	363
Brad Point Bit Sets	315
Brad Point Bits	312, 315
Bushings for Twist Drills	284

C

C-Spanner for "DIN6388" & "ER40"	239
C-Spanner for "ER32" Precision Collets	238
C-spanner for "ER40" Precision Collets.....	236
Calibration & Sanding Disks	40
Cap Nuts for CNC Machines.....	241
Carbide Spiral Slot Mortising Bits with Chip-Breaker.....	271
Carpenter Pencil	364
Cavetto Edge Mould Bits.....	192
Chamfer Bits.....	187-188
Chamfer Bits with Insert Knives.....	187
Chamfer Set.....	188
Chucks & "ER20" Collets for Spindle Moulder Machine	130
Chucks for "ER32" Precision Collets	238
Circular Saw Blade for Patch Work & Repair	39
Clamping Nuts.....	239
Clamping Nuts for Chucks with "ER32" Collets	238
Clamping Nuts for Chucks with "ER40" Precision Collets	236
Classical Bead Bits	196
Classical Ogee Bits	198
CMT Contractor Tools® Saw Blade Combo	36
CMT Contractor Tools® Saw Blade Masterpack	36
CMT Inlay Kit	351

Alphabetical index

DESCRIPTION	PAGE
CMT Moulding System.....	203
CMT Professional Tool Bag.....	364
CMT's Complete Kitchen Set.....	228
Collet Chucks Clamp with MK2 Tapered Shank.....	242
Collets for 123 Chucks.....	242
Combination Trimmer Bits.....	156-157
Complete Set for Decorating on MDF.....	265
Complete Set for MDF Doors.....	266-267
Conical Scoring Blades Industrial Line.....	24
Corner Beading Bit with 45° Chamfer.....	201
Corner Beading Bits.....	202
Countersinks for 2 Flutes Dowel Drills.....	294
Countersinks for 4 Flutes Dowel Drills.....	294
Countersinks with Threaded Shank.....	319
Cove Bit Set.....	191
Cove Bits.....	191
Crosscut Saw Blades for Portable Machines.....	34
Cutter Arbor with HSK Tapered Shank.....	241
Cutter Heads for Rabbeting with 40mm Profile Knives.....	95
Cutter Heads with Limiters.....	113
Cutter Heads without Limiters.....	113
Cutting & Filing Tools for Multi-Cutters.....	78-79
Cutting & Scraping Tools for Multi-Cutters.....	80
Cutting Tools for Multi-Cutters.....	73~77

D

Dado & Planer Bits.....	153
Dado Saw Blades.....	37
Decorative Ogee Bits.....	195~197
Diamond Whetstones.....	362
Digital Angle Finder.....	361
Digital Angle Gauge.....	361
Digital Height Gauge.....	360
Digital Moisture Meter.....	360
Display Cabinet for Drill & Boring Bits.....	374
Display Cabinet for Hole Saws.....	373
Display Cabinet for Multi-Cutters.....	370
Display Cabinet for Router Bits.....	371
Display Cabinet for Router Bits & Forstner Bits.....	372
Display Cabinets for Sabre & Jig Saw Blades.....	369
Display Cabinets for Saw Blades.....	368
Divided Light Door Sets.....	224
Double-Bearing Spiral Flush Trim Bits.....	160
Double-Edge Trimmer.....	359
Dovetail Bits.....	180-181
Dowel Drills.....	282

DESCRIPTION	PAGE
Dowel Drills for Mafell® & Hand-Held Routers.....	314
Dowel Drills for Through Holes.....	283
Dowel Drills for Through Holes with Countersink.....	291
Dowel Drills with Countersink.....	291
Dowel Drills with Threaded Shank.....	300
Dowel Drills with Threaded Shank with Countersink.....	298-299
Dowel Drills with Threaded Shank without Countersink.....	298-299
DP Conical Scoring Blades XTreme Line.....	22
DP Corner Rounding Router Bits for composites and laminates.....	195
DP Flush Trim Bits for Laminates.....	159
DP Hinge Boring Bits with chipbreaker.....	295
DP Laminated & Chipboard Saw Blades XTreme Line.....	22
DP Router Cutters.....	258
DP Router Cutters with 20° Shear Angle.....	256
DP Router Cutters with 40° Shear Angle.....	258
DP Router Cutters with 45° Shear Angle.....	257
DP Router Cutters with Negative Shear Angle.....	258
DP Router Cutters with Shear Angle.....	256-257
DP Router Cutters with Shear Angle for Nesting.....	255
DP Saw Blades for Ultra-Hard Materials.....	33
DP Spiral Router Cutters with Shear Angle.....	255
Drawer Lock Bits.....	175
Drill Bit with Countersink for Screw Joints.....	318
Drill Bits for ANUBA Hinges.....	315
Drill Bits with 45° Countersink Set.....	317
Drill Bits with 90° Countersink Set.....	317
Dry Cutter Saw Blades for Metal Industrial Line.....	28

E

Edge Banding Bits Set.....	179
Edge Banding End Trimmer.....	359
Edge Banding Iron.....	359
Edge-Fluting Bits.....	203
Ellipse & Circle Cutting Jig.....	346
Entry & Interior Door Router Bit Set.....	225
ER20 Precision Collets for 796.122/142/162 Items.....	130

F

FASTX4 Bi-Metal Plus Hole Saws.....	328-329
FASTX4 Diamond Dry Hole Saws.....	330-331
FASTX4 Hole Saw Application Chart.....	323
FASTX4 Multi-Purpose Hole Saws.....	324-325
FASTX4 Multi-Purpose Long Hole Saws.....	326
FASTX4 Multi-Purpose with Countersink Hole Saws.....	327
FASTX4 System: The hole saw revolution.....	320, 322
FILE-FREE Flush Trim Bits for Laminate.....	161

Alphabetical index

DESCRIPTION	PAGE
Fine Cut-Off Saw Blades for Portable Machines	35
Fine Cut-Off Saw Blades for Two-Sided Melamine Industrial Line	15-17
Finger Joint Bit.....	178
Finger Pull Bit	207
Finger pull door lip bit.....	206
Finishing Saw Blades Industrial Line	13
Flexible Templates for Curved & Arched Routing.....	358
Flooring Router Bits	168
Flush Trim Bit Set	158
Flush Trim Bits.....	158
Flush Trim Bits with Insert Knives.....	161
Flush Trim Router Bits with Double Bearing	162
Flute & Bead Set	172
Folding Ruler	364
Formula 2050: Blade & Bit Cleaner	357
Forstner Bit Sets.....	310
Forstner Bits	310

G

Garden Trimmer Saw Blades.....	32
Glass Panel Sets.....	224
Grand Rabbeting Bits with Insert Knives	165
Grinding Wheels for XTreme Sharpening.....	280
Grooving Saw Blades	39
Grooving Saw Blades Industrial Line	38
Guide to Choosing the Most Suitable Jig Saw Blade	52

H

Hinge Boring Bits.....	296-297
Hinge Boring Bits with chipbreaker	296
Hinge Recesser Bits	153
Hole Saws Accessories.....	327
HS Corrugated back moulder knives.....	131
HSK Chuck for "DIN6388" - EOC25 Precision Collet.....	239
HSK Chuck for "ER32" precision collets.....	237
HSK Chucks for "ER40" precision Collets.....	236
HWM Reversible Knives.....	134-135
HWM Reversible Knives for Portable Planers.....	136

I

Industrial Chrome-Coated Adjustable Scoring Blades.....	23
Industrial Chrome-Coated Scoring Blades.....	24
Industrio Routing System	339
Interchangeable Boring Bits with Threaded Shank	303
ISO30 Chucks for "ER32" Precision Collets.....	237
ISO30 Chucks for "ER40" Precision Collets.....	236

DESCRIPTION	PAGE
ISO30 Retaining Studs.....	241
ITK-Plus® Crosscut Saw Blades	31
ITK-Plus® Fine Cut-Off Saw Blades	31
ITK-Plus® Rip & Crosscut Saw Blades	30
ITK-Plus® Ripping Saw Blades.....	30

J

Jig Saw Blades.....	53-57
Junior Ogee Rail & Stile Set.....	209

K

Keyhole Bits.....	167
Kinetic Dust Extractor	235
Kitchen Sets	229
Kitchen Worktop Jig.....	347

L

Laminate/Veneered-Panel Cutter	359
Laminated & Chipboard Saw Blades Industrial Line.....	19
Laminated & Chipboard Saw Blades XTreme Line	19
Laser Point Bit	185
Lock Miter Bits	173
Lock Miter Set	172
Low Noise & Chrome Coated Saw Blades with ATB Grind	14
Low Noise & Chrome Coated Saw Blades with TCG Grind.....	18
Lubricant for Wood, Neutralizes Resin	357

M

Maximizing Boring Performance.....	279, 295
Maximizing Saw Performance	8
Melamine & Laminated Long-Lasting Saw Blades XTreme Line	18
Mini Spoilboard Surfacing Cutters with Insert Knives	263
Mortise Chisel & Bit Sets	307
Mortising Bits	152
Moulding Bits	205-206
Multi Tools Mini Counter Display	375
Multi-Material Saw Blades.....	21
Multi-Rip Anti-Kickback Saw Blades Industrial Line	9
Multi-Rip Saw Blades with Rakers Industrial Line.....	9
Multiprofile Bits.....	204
Multiradius Roundover Cutter Heads	102-103

N

New Professional Router Table.....	338
Non-Ferrous Metal & Laminated Panel Saw Blades Industrial Line	27
Non-Ferrous Metal & Plastic Material Saw Blades Industrial Line	26

DESCRIPTION	PAGE
O	
Ogee Bits.....	199
Ogee with Fillet Bits.....	199
Organizer.....	356
Ovolo Bits.....	192
Ovolo Sash Bits.....	177

P	
Pair of Bore Reducers.....	130
Panelign Strips.....	228
Panel Pilot Bits with Guide.....	163
Panel Sizing Saw Blades Industrial Line.....	25
Pattern Bits.....	154
Pattern Router Bits with Insert Knives.....	155
Pattern Router Bits with Insert Knives for Laminates.....	155
Pattern/Flush Trim Bits with Insert Knives.....	162
Planer & Jointer Knives.....	132-133
Planing & Jointing Spiral Cutter Heads.....	98
Plug Cutters.....	308
Plunge Ogee Bits.....	197
Plywood Groove Set.....	146
Pocket-Pro™ Joinery System.....	340
Precision Collets “DIN6388”.....	239
Precision Collets “DIN6499”.....	240
Professional Adjustable Chamfer Cutter Heads with Gear Box.....	101
Professional Finger Joint Bit.....	178
Professional Finger Joint Cutter Heads.....	105
Professional Raised Panel Cutter Heads.....	109
Professional Straight Edge Clamps.....	342
Profile & Counter Profile Cutter Head Sets.....	110-111
Profile Knives and Limiters.....	116~129
PVC & Plexiglass Saw Blades Industrial Line.....	29

R	
Rabbeting Bits.....	165
Rabbeting Bits with Insert Knives.....	166
Rabbeting Cutter Heads.....	94
Rabbeting Sets.....	166
Rail & Stile Set.....	209, 211
Raised Panel Bit with Back Cutter.....	213
Raised Panel Bits.....	212
Raised Panel Cutter Heads.....	108
Reciprocating Slot Mortising Bits.....	272~274
Reduction Rings for Saw Blades.....	40
Reverse Glue Joint Bits.....	174

DESCRIPTION	PAGE
Reverse Glue Joint Cutter Heads.....	106
Rip & Crosscut Saw Blades Industrial Line.....	12
Rip Saw Blades for Portable Machines.....	33
Rip Saw Blades Industrial Line.....	11
Roman Ogee Bits.....	198
Rosette Cutters.....	311
Round Nose Bits.....	189
Round Nose Set.....	190
Round Nose Solid Carbide Upcut Spiral Bits.....	254
Roundover & Cove Cutter Heads.....	104
Roundover Bits.....	194
Roundover Bits with Insert Knives.....	193
Roundover Set.....	194
Router Bit Set with Insert Knives.....	232
Router Bit Sets.....	222
Router Bits for Domino® Joining Machines by Festool®.....	314
Router Cutters.....	259~261
Routing Guide.....	141

S	
Sabre Saw Blades.....	59, 62~68
Sabre Saw Blades Application Chart.....	60-61
Sanding & Cleaning Tools for Multi-Cutters.....	81
Saw Blade Arbor with Parallel Shank.....	242
Saw Blade Index.....	41~48
Saw Blades for Building Contractors.....	11
Saw Blades for Portable Machines.....	49-50
Saw Blades for Stainless Steel.....	28
Saw Blades Stabilizers.....	40
Screw Slot Bits.....	168
Set of 2 Magnetic Knife Setting Jigs.....	131
Slot & Mortise Boring Bits.....	270
Slot & Mortise Boring Bits.....	271
Slot Cutter Sets.....	231
Slot Cutters.....	170-171
Slot Mortising Bits.....	274
Slot Mortising Bits with Chip-Breaker.....	268
Small Arch Door Sets.....	227
Small Stock Holder.....	341
Solid Carbide Dowel Drills.....	279~281
Solid Carbide Dowel Drills for Through Holes.....	281
Solid Carbide Downcut Spiral Bits.....	244, 251
Solid Carbide Downcut Spiral Bits with Chip-Breaker.....	247
Solid Carbide Router Cutters.....	259-260
Solid Carbide Spiral Bits.....	142-143
Solid Carbide Spiral Bits Downcut.....	249

Alphabetical index

DESCRIPTION	PAGE
Solid Carbide Twist Drills "V" Point 60° Sharpening.....	285
Solid Carbide Twist Drills "V" Point Sharpening.....	285
Solid Carbide Twist Drills Negatively Ground Spurs Sharpening.....	285
Solid Carbide Up & Downcut Spiral Bits.....	243
Solid Carbide Upcut 2D/3D Carving Tapered Ball Nose Spiral Bits.....	254
Solid Carbide Upcut Spiral Bits.....	243-244, 248, 250
Solid Carbide Upcut Spiral Bits for Aluminum and PVC.....	149
Solid Carbide Upcut Spiral Bits for Locksets.....	252
Solid Carbide Upcut Spiral Bits with Chip-Breaker.....	246
Solid Carbide Upcut Spiral Bits without Chip-Breaker for 60° V-Point.....	252
Solid Carbide Upcut with Spiral Bits Chip-Breaker for 60° V-Point.....	252
Solid Surface - Inlay Bits.....	220
Solid surface and fiberglass bit.....	245
Solid Surface Bevel Bit.....	217
Solid Surface Bevel Bowl Bits.....	217
Solid Surface Cut & Plug Repair Set.....	218
Solid Surface Decorative Edge Profile Bits.....	215
Solid Surface Drainboard Bits.....	220
Solid Surface No-Drip Bit.....	219
Solid Surface Rounding Over Bits.....	215
Solid Surface Rounding Over Bowl Bit (ogee profile).....	216
Solid Surface Rounding Over Bowl Bits.....	216
Solid Surface Saw Blades Industrial Line.....	29
Solid Surface Sink & Trim Bits.....	221
Solid Surface Sink & Trim Bits with Insert Knives.....	221
Solid Surface Wavy Joint Bit.....	219
Spare Part & Accessories.....	376~380
Spare Parts for Chucks.....	241
Spiral Bits with Insert Knives & Chip-Breaker for Locksets.....	253
Spoilboard Surfacing Router Cutters with Insert Knives.....	262
Step-By-Step Window Sash Construction.....	176
Stepped Rebate Router Bit.....	186
Stile & Panel Router Bits.....	214
Stop Collars.....	313
Stop Collars with Delrin® Sleeve.....	317
Straight Bits.....	146
Straight Bits with Centre Tip.....	144
Straight Bits, Long Series.....	145
Straight Bits, Short Series.....	147
Straight Cutters with Threaded Shank.....	148
Straight Router Bits with Insert Knives.....	150-151
Straight Router Bits with Insert Knives for Laminates.....	150
Straight Router Cutters with Insert Knives.....	262
Super Fine Finishing Blade XTreme Line.....	16
Super Finishing Saw Blades for Cutting Frames XTreme Line.....	13
Super-Duty Flush Trim Bits.....	159

DESCRIPTION	PAGE
T	
T-Slot Bits.....	167
Table Edge & Hand Rail Bits.....	208
Template Guide Kit.....	351
Tenon Cutting Router Bits.....	226
The ABC's of Panel Door Construction.....	210
The Cabinetmaking Sets.....	227
The CMT Grand Rabbet Set.....	164
The Raised Panel Sets with Backcutter.....	229
Thick-Kerf Multi-Rip Saw Blades with Rakers Industrial Line.....	10
Three Wing Slot Cutter Set.....	169
Tongue & Groove Set.....	169
Tools for Multi-Cutters.....	70~72, 82~91
Twisted Slot Mortising Bits with Chip-Breaker.....	269
U	
Ultra Thin-Kerf Saw Blades for Cordless Saws.....	32
Universal Assembly Supports for Chucks.....	242
Universal Boring Jig.....	353
Universal Boring Template.....	352
Universal Dovetail Jig.....	344
Universal Hinges Boring System.....	348-349
Universal Profile Cutter for CNC Machines.....	263
Upcut Spiral Bits with Chipbreaker for Glue-Laminated Wooden Beams.....	253
V	
V-Groove - Folding - Signmaking CNC Router Cutters with Insert Knives.....	264
V-Grooving & Signmaking Router Bits with indexable knives (90°).....	186
V-Grooving Bits.....	185
V-Grooving Bits (90°).....	184
V-Tongue & Groove Set.....	179
Vertical Raised Panel Bits.....	208
W	
Wainscot/Paneling Bits.....	201
Weatherseal Bits.....	156
What work parameters are best when routing?.....	234
Window Sash Set.....	176
Window Sill & Finger Bits.....	207

Numerical index

ORDER NO.	PAGE	ORDER NO.	PAGE	ORDER NO.	PAGE	ORDER NO.	PAGE	ORDER NO.	PAGE
01.02	280	174	144, 259	194	249	294	12-13	337	298
03.00.0002	372	175	261	195	246, 252-253	295	12, 18	338	299
03.00.0030	368	176	261	195.143	252	296	27	339	299
03.00.0038	368-369, 373	177	144, 261	195.163	252	297	27	340	299
03.00.0042	371, 374	179	272	196	247	298	32	341	298
03.00.0043	375	180	148	197	243	299	40	342	298
03.51	356	181	148	198	142, 244	299.10	40	343	298
03.53.0011-X24	368~373	182	148	199	189, 254	299.11	40	344	300
03.53.0012X-24	368~370, 375	183	242	222	29	301	276	346	300
03.53.0012X-24	370, 375	183.000	238	223	29	302	276	350	319
03.53.0013-X24	373	183.100	238	226	28, 32	303	276	351	319
03.53.0014-X12	375	183.200	237	230	37	304	276	352	300
03.53.0017	371, 374	183.201	236	235	20-21	305	277	353	300
03.53.0020X-12	369, 375	183.210	237	236	33	306	288	358	277
102	268	183.211	236	237	22	307	288	359	277
103	272	183.220	237	238	22	308	289	360.001	277
104	273	183.221	236	240	38-39	309	289	360.101	278
105	273	183.250	237	240.000.04	39	310	286	360.201	278
106	274	183.251	237	241	38	310.21/22	280	360.301	278
107	274	183.260	241	271	30, 32	310.41/42	282	360.401	278
112	260	183.300	237	272	31-32	311	287	361	286
113	260	183.310	236	273	31	311.21/22	280	362	287
123	242	183.320	239	274	16	311.41/42	282	363	285
124	242	183.360	241	277	10	311.71/72	279	364	284
140	257	183.400	238	278	9	312	313	365	284
141	258	183.410	242	279	9	313	292	366	292
142	256	184	130, 240, 379	280	10	313.41/42	283	367	293
143	255	185	239	281	18-19, 23, 35	314	292	369	293, 295-297
145	258	186	149	282	23	314.21/22	281	369C	297
151	245	188	149	283	15	314.41/42	283	370	297
152	254	189	149	284	26	315	294	372	290
160	269	190	142, 243	285	11~14, 34-35	316	294	373	290
161	269, 271	190B	160	285.5	13	317	295-296	374	293
163	271	191	143, 232, 250	286	11	317C	297	375	293
164	270	191.143	252	287	16-17	325	299	376	291
166	270	191.163	252	288	24	327	299	377	291
167	270	191.635.11	156	289	25	329	299	378	291
170	148	191B	160	290	11, 33	330	299	380	313
171	148	192	143, 232, 251	291	12, 34	332	298	381	293
172	268	192B	160	292	35	334	298	382	281
173	148	193	248	293	11	336	298	392	307

Numerical index



ORDER NO.	PAGE	ORDER NO.	PAGE	ORDER NO.	PAGE	ORDER NO.	PAGE	ORDER NO.	PAGE
500.001.08.....	309	550-EX1	327	660	166	701B.....	152	744	198
500.002.08.....	309	550-EX2	327	660.9.....	165	702	153	745	198
500.003.08.....	309	550-HS1.....	325	661.11.....	193	703	187	746	199
501	303	550-HS2.....	325	661.41	193	704	187	747	199
503	303	550-HS2XL.....	327	662	253	705	187	748	197
506	302	550-HW1	325	663	262-263	706	158-159	748B.....	197
509	302	550-HW2.....	325	663.101.....	264	707	157, 160	749	183
511	302	550-HW2XL.....	327	663.201.....	264	709	157	750.001.....	167
512	304-305	550-SDS1.....	327	663.301.....	263	710	157	751	183
512.001.00.....	305	550-SDS2.....	327	664	182	711	146-147	753	163
512.001.01.....	304	550CS	327	665	186	711.031.11.....	156	754	202
513	306	551	328-329	690	116~130	711B.....	154	755	175
514	306	551-DD1	331	691	116~130	712	145	758	185
515	315-316, 318	551-HS1.....	329	692	113-114, 380	712.030.11.....	156	759	199
515A	317	551-HS2.....	329	693	113, 115, 380	712.040.11.....	156	760	199
516	315	551-HS2XL.....	327	694.001.....	96	712B.....	154	761	202
517	314	552	330-331	694.002.....	100	713.001.11.....	156	762	203
521	316, 318	552-DD2	331	694.003.....	102	714	189	763	192
521.001.....	319	552-WAX.....	331	694.004.....	103	714B.....	189	764	192
521A	317	553	326	694.005.....	99	715	184	765	196
522	182	553-CP2.....	326	694.007.....	104	715B.....	183-184	765.1.....	197
523	182	553-HW10.....	326	694.008.....	105	716	163	765B.....	196
529	308	600.005.01.....	232	694.009.....	106	716.061.....	163	790	134~136
531	311	615.004.01.....	266-267	694.011.....	107	718	180-181	791	376
532	302	615.200D.....	266	694.012.....	108	718B.....	180-181	792	132
533	302	615.350C.....	266	694.013.....	109	721	156	793	131
534	303	615.500B.....	266	694.014.....	112	722A	170	795	132
535	312	615.620A.....	266	694.015.....	110-111	724	171, 380	796	130, 378-379
537	310	616.000.01.....	265	694.017.....	101	724.xxx.00.....	170	796.001.....	378
537.000.04.....	310	616.200	265	694.018.....	101	724.xxx.10.....	170	796.002.....	378
537.000.05.....	310	651	150, 380	694.019.....	98	727	192	796.500.....	378
537.000.07.....	310	652	150	694.020.....	95	735	165	796.600.....	378
537.000.12.....	310	652B.....	155	694.021.....	97	735.001.....	166	796.780.....	379
537.000.16.....	310	653	151, 262	694.022.....	97	736	188	796.8	379
540	312	654	151	694.100.....	94	737	191	797	378
541	312, 317, 377, 380	655	151	695	380	738	194, 215	798	379
542	312	656	155	695.996.....	380	739	193	799	379
542.100.51.....	326	657.1.....	161	695.998.....	380	740	198	800.001.....	222
543	307	657.9.....	161	699	130	741	198	800.005.01.....	231
550	324-325	657B.....	162	700.005.03.....	231	742	157	800.503.....	223
550-DB1.....	325	658	187	701	152	743	157	800.504.....	225

Numerical index

ORDER NO.	PAGE	ORDER NO.	PAGE	ORDER NO.	PAGE	ORDER NO.	PAGE	ORDER NO.	PAGE
800.505	223	814	190	850.001	167	863	192	900.025	224
800.506	169	814B	189	850.6	167	864	192	900.506	169
800.509.11	228	815	184	851	183	865	196	900.509.11	228
800.510.11	228	815B	184	851B	183	865.1	197	900.510.11	228
800.511.11	228	816	163	852	153	865.9	195	900.511.11	228
800.512	229	818	180-181	852B	153	865B	196	900.512	229
800.514	229	818B	180-181	853	163	866.501	217	900.513	229
800.515	227	821	156	854	202	866.601	216	900.514	229
800.516	229	822	170	855	172, 175	866.602	216	900.516	229
800.516	229	822.023B	168	855	207	867.5B	206	900.517	229
800.517	229	822.024B	168	855.3	177	867.6B	206	900.518	229
800.518	229	822.033B	218	855.501	174	868	190	900.521	229
800.520	227	822A	170	855.503	173	870	214	900.522	229
800.521	229	822B	170	855.504	173	880.5	215	900.527	225
800.522	229	823	171	855.506	179	880.511	220	900.606	178
800.524	227	823.001	231	855.510	179	880.512	220	900.616	178
800.525	224	823A	171	855.604	206	880.513	220	900.622	200
800.527	225	824	171, 380	855.606	206	880.521	215	900.623	200
800.606	178	824.xxx.00	170	855.701	172	880.541	216	900.624	230
800.616	178	824.xxx.10	170	855.8	207	880.542	216	900.625	230
800.622	200	827	192	855.801	176	880.551	217	900.626	169
800.623	200	835	165	855.802	177	880.56	221	900.627	226
800.624	230	835.001	166	855.803	224	880.57	221	900.628	226
800.625	230	835.503	164	855.806	226	881.501	219	901	152
800.626	169	835.990	164	855.8B	207	881.511	220	901B	152
800.627	226	836	188	855.901	205	881.512	220	902	153
800.628	226	837	191	855.902	205	881.521	217	903	187
801	152	838	194, 215	856.501	205	881.531	219	904	187
801B	152	839	193	856.601	208	881.541	218	905	187
806	158-159	840	198	856.701	208	890	212	906	158-159
806B	162	841	198	856.702	208	890.5	213	906B	162
807	160-161	842	157	856.8	204	890.6	208	907	157, 160-161
809	157	843	157	856.851	203	891	209, 211	909	157
811	146-147	844	198	856.852	203	891.517	209	910	157
811B	154	845	198	857	188	891.521	211	911	146-147
812	145	846	199	858	185	899	351	911B	154
812.032.11	156	847	199	859	199	900.001	222	912	145
812B	154	848	197	860	199	900.003	222	912B	154
813	168	848B	197	861	202	900.005.01	231	913	168
813.001.11	156	849	183	861.6	201	900.005.03	231	914	189
814	189	849B	183	862	203	900.024	227	914B	189

Numerical index

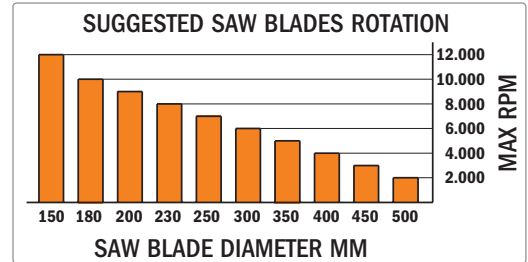
ORDER NO.	PAGE	ORDER NO.	PAGE	ORDER NO.	PAGE	ORDER NO.	PAGE	ORDER NO.	PAGE
915	184-185	955.503	173	980.512	220	CMT300	344-345	JS1617K	62
915B	184	955.504	173	980.513	220	CMT3000	346	JS2243HM	68
916	163	955.506	179	980.521	215	CMT333	348-349	JS2345X	63
918	180-181	955.510	179	980.541	216	CMT333-325	350	JS3456XF	63
921	156	955.604	206	980.542	216	CMT334	350	JS610VF	65
922.033B	218	955.701	172	980.551	217	CMT650	347	JS611DF	64
922A	170	955.8	207	980.56	221	CMT656	353	JS617K	62
922B	170	955.801	176	980.57	221	CMT792	131	JS641HM	66
923.001	231	955.803	224	981.501	219	CMT7E	335	JS644D	62
923A	171	955.806	226	981.511	220	CMT8E	334	JS711DF	64
924	171, 380	955.8B	207	981.512	220	CMT900	352	JS725VFR	63
924.xxx.00	170	955.901	205	981.521	217	DAF-001	361	JS920CF	68
924.xxx.10	170	955.902	205	981.531	219	DAG-001	361	JS922AF	66
927	192	956.501	205	981.541	218	DET-001	359	JS922BF	67
935	165	956.601	208	990	212, 376	DET-003	359	JS922EF	66
935.001	166	956.701	208	990.0	377	DET-004	359	JS922HF	63
935.503	164	956.702	208	990.088	278	DET-005	359	JS922VF	64
935.990	164	956.8	204	990.5	213	DHG-001	360	JS925VF	67
936	188	956.851	203	990.6	208	DMM-001	360	JT016	57
937	191	956.852	203	991	209, 211, 377	DSS	362	JT101A0	54
938	194-195, 215	957	188	991.183	238	FR2M	364	JT101B	54
939	193	958	185, 187	991.184	236	GLAS/RTBRN	224	JT101BIF	55
940	198	959	199	991.283	239	IMBALLO143	369	JT101BR	54
941	198	960	199	991.517	209	JS032	59	JT101D	55
944	198	961	202	991.521	211	JS1110VF	65	JT111C	53
945	198	961.6	201	992	235	JS1111DF	65	JT118A	56
946	199	963	192	992.183	238	JS111K	62	JT118B	56
947	199	964	192	992.283	239	JS1120CF	68	JT119B0	53
948	197	965	186, 196	992.383	236	JS1122AF	66	JT123X	56
948B	197	965.1	197	993.0	241	JS1122BF	67	JT127D	56
949	183	965.9	195	998	357	JS1122EF	66	JT141HM	57
949B	183	965B	196	999.100.11	338-339	JS1122HF	63	JT144D	53
950.001	167	966.501	217	999.110.00	338	JS1122VF	64	JT218A	56
950.6	167	966.601	216	999.500.01	339	JS1125VF	67	JT234X	55
951	183	966.602	216	BAG-001	364	JS1210VF	65	JT244D	53
953	163	967.5B	206	BBS-001	350	JS1222VF	64	JT244DDC	53
954	201-202	967.6B	206	BTS-002	363	JS1225VF	68	JT301CD	55
955	172, 175, 207	968	190	CMT-TGA	351	JS123XF	67	JT318VF	55
955.3	177	970	214	CMT10	336	JS1243HM	68	JT341HM	57
955.302	177	980.5	215	CMT11	337	JS1411DF	65	JT344D	54
955.501	174	980.511	220	CMT200	340	JS1531L	62	JT718BF	56

Numerical index

ORDER NO.	PAGE	ORDER NO.	PAGE	ORDER NO.	PAGE	ORDER NO.	PAGE	ORDER NO.	PAGE
JT744D	54	OMF184	75	OMM10	85	OMM35	86	OMS20	88
K	36	OMF198	74	OMM10	85	OMM36	84	OMS21	88
OMA30	81	OMF205	75	OMM11	85	OMS01	83	OMS22	88
OMA30	91	OMF205	75	OMM12	86	OMS02	83	OMS23	89
OMA30000	81	OMF206	75	OMM13	86	OMS03	83	OMS24	89
OMA30000	91	OMF221	76	OMM14	86	OMS04	83	OMS27	89
OMA31	82	OMF222	77	OMM15	87	OMS05	84	OMS29	90
OMF001	79	OMF223	77	OMM16	87	OMS06	84	OMS30	90
OMF002	79	OMF226	80	OMM17	87	OMS07	84	OMS35	86
OMF106	73	OMF243	79	OMM18	87	OMS08	85	OMS36	84
OMF113	73	OMF245	80	OMM19	88	OMS09	85	PCL-1	364
OMF114	78	OMM-X33	91	OMM20	88	OMS10	85	PDG-1	343
OMF118	78	OMM-X37	91	OMM21	88	OMS10	85	PGC	342
OMF125	78	OMM01	83	OMM22	88	OMS11	85	PNL	228
OMF126	74	OMM02	83	OMM23	89	OMS12	86	PPJ-002	340
OMF133	74	OMM03	83	OMM24	89	OMS13	86	PTC-1	341
OMF136	81	OMM04	83	OMM25	90	OMS14	86	RCS	354-356
OMF157	77	OMM05	84	OMM26	89	OMS15	87	TMP	358
OMF160	76	OMM06	84	OMM27	89	OMS16	87	TMP-R12	358
OMF165	80	OMM07	84	OMM28	90	OMS17	87		
OMF174	73	OMM08	85	OMM29	90	OMS18	87		
OMF183	76	OMM09	85	OMM30	90	OMS19	88		

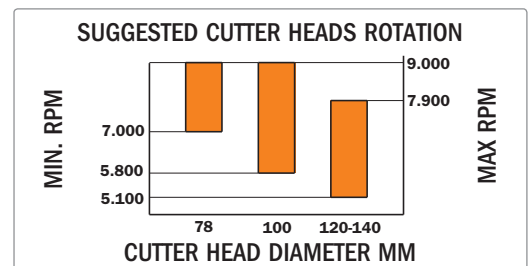
Saw blade safety

- ALWAYS** thoroughly check all blades for damage and flaws before using. Do not use blades with missing or damaged teeth.
- ALWAYS** wear safety glasses and ear protection when using power tools.
- ALWAYS** thoroughly read the owners manual and manufacturer's instructions before working with tools.
- ALWAYS** use a fence and splitter when using the table saw. Do not make freehand cuts.
- ALWAYS** use pusher blocks or a pusher stick, especially when working with small or narrow pieces.
- ALWAYS** unplug your saw before cleaning or adjusting the tool, or before making blade changes.
- ALWAYS** keep your tools sharpened, clean and stored in a safe place to avoid breakage and accidents and to extend the life of your bits and blades.
- ALWAYS** feed the workpiece against the rotation of the blade on table saws.
- ALWAYS** be sure your workpiece is completely supported, before and after the cut.
- NEVER** remove guards from radial arm saws and miter saws.
- NEVER** remove the splitter or anti-kickback devices from table saws.
- NEVER** use dull or damaged blades.
- NEVER** use blades with missing or chipped teeth.
- NEVER** force the cut or overload the saw.
- NEVER** change blades with the saw is plugged in.
- NEVER** make adjustments to any saw while the blade is rotating.



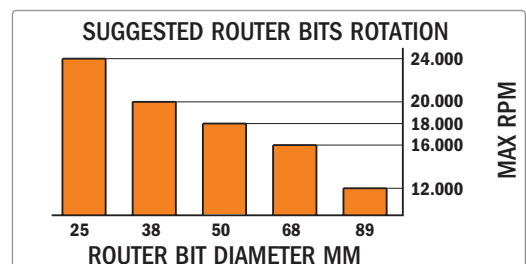

Cutter head safety

- ALWAYS** thoroughly check all cutters for damage and flaws before using.
- ALWAYS** wear safety glasses and ear protection when using power tools.
- ALWAYS** thoroughly read the owners manual and manufacturer's instructions before working with tools.
- ALWAYS** use guards that were supplied with your shaper.
- ALWAYS** use a fence with your shaper. Do not make freehand cuts.
- ALWAYS** use pusher blocks, especially when working with small or narrow pieces.
- ALWAYS** unplug your shaper before cleaning or adjusting the tool, or before making cutter or knife changes.
- ALWAYS** be sure the spindle nut is tight before plugging in the shaper.
- ALWAYS** check that knives are properly and securely installed in the cutterhead when using interchangeable-knife systems.
- ALWAYS** keep your tools sharpened, clean and stored in a safe place to avoid breakage and accidents and to extend the life of your bits and blades.
- ALWAYS** feed the workpiece against the rotation of the knives.
- ALWAYS** be sure your workpiece is completely supported, before and after the cut.
- NEVER** remove guards or any other safety devices from your shaper.
- NEVER** use dull or damaged knives.
- NEVER** force the cut or overload the shaper.
- NEVER** change cutters or knives or make adjustments with the shaper plugged in.
- NEVER** make adjustments to the shaper while the cutter is rotating.



Router bits safety

- ALWAYS** thoroughly check all tools for possible flaws before using.
- ALWAYS** wear safety glasses and ear protection.
- ALWAYS** thoroughly read the owners manual and manufacturer instructions before using.
- ALWAYS** check that at least 75% of the shank is securely inserted into the collet of the router.
- ALWAYS** use template guide collars when possible to absorb lateral bit deflection.
- ALWAYS** use a fence when working on the router table.
- ALWAYS** reduce the router speed when working with larger diameter bits.
- ALWAYS** keep your fence adjusted so there is some clearance between the bearing guide and the workpiece.
- ALWAYS** take care to remove large quantities of stock (cross section > 10mm) in more than one run.
- ALWAYS** keep your tools sharpened, clean and stored in a safe place to avoid breakage and accidents and to extend the life of your bits and blades.
- NEVER** use dull or defective tools, even suspiciously defective.
- NEVER** force the shank entirely into the collet (bottoming out). Leave about a 3,2mm (1/8") space from the bottom.
- NEVER** force the bit into your router or overload the router.



Conversion Table



Inch Decimals	Inch Fractions (x)						Millimeters					
	1/64	1/32	1/16	1/8	1/4	1/2	mm	1" + (x)	2" + (x)	3" + (x)	4" + (x)	5" + (x)
0.015625	1/64						0.397	25.400	50.800	76.200	101.600	127.000
0.031250		1/32					0.794	25.797	51.197	76.597	101.997	127.397
0.046875	3/64						1.191	26.194	51.595	76.994	102.394	127.794
0.062500			1/16				1.588	26.591	51.991	77.391	102.791	128.191
0.078125	5/64						1.984	26.988	52.388	77.788	103.188	128.588
0.093750		3/32					2.381	27.384	52.784	78.184	103.584	128.984
0.109375	7/64						2.778	27.781	53.181	78.581	103.981	129.381
0.125000				1/8			3.175	28.178	53.578	78.978	104.378	129.778
0.140625	9/64						3.572	28.575	53.975	79.375	104.775	130.175
0.156250		5/32					3.969	28.972	54.372	79.772	105.172	130.572
0.171875	11/64						4.366	29.369	54.769	80.169	105.569	130.969
0.187500			3/16				4.762	29.766	55.166	80.568	105.966	131.366
0.203125	13/64						5.159	29.766	55.562	80.962	106.362	131.762
0.218750		7/32					5.556	30.162	55.959	81.359	106.759	132.159
0.234375	15/64						5.953	30.559	56.356	81.756	107.156	132.556
0.250000					1/4		6.350	31.353	56.753	82.153	107.553	132.953
0.265625	17/64						6.747	31.750	57.150	82.550	107.950	133.350
0.281250		9/32					7.144	32.147	57.547	82.947	108.347	133.747
0.296875	19/64						7.541	32.544	57.944	83.344	108.744	134.144
0.312500			5/16				7.938	32.941	58.341	83.741	109.141	134.541
0.328125	21/64						8.334	33.338	58.738	84.138	109.538	134.938
0.343750		11/32					8.731	33.734	59.134	84.534	109.934	135.334
0.359375	23/64						9.128	34.131	59.531	84.931	110.331	135.731
0.375000				3/8			9.526	34.528	59.928	85.328	110.728	136.128
0.390625	25/64						9.922	34.925	60.325	85.725	111.125	136.525
0.406250		13/32					10.319	35.322	60.722	86.122	111.522	136.922
0.421875	27/64						10.716	35.719	61.119	86.519	111.919	137.319
0.437500			7/16				11.112	36.116	61.516	86.916	112.316	137.716
0.453125	29/64						11.509	36.512	61.912	87.312	112.712	138.112
0.468750		15/32					11.906	36.909	62.309	87.709	113.109	138.509
0.484375	31/64						12.303	37.306	62.706	88.106	113.506	138.906
0.500000						1/2	12.700	37.703	63.103	88.503	113.903	139.303
0.515625	33/64						13.097	38.100	63.500	88.900	114.300	139.700
0.531250		17/32					13.494	38.497	63.897	89.297	114.697	140.097
0.546875	35/64						13.891	38.894	64.294	89.694	115.094	140.494
0.562500			9/16				14.288	39.291	64.691	90.091	115.491	140.891
0.578125	37/64						14.684	39.688	65.088	90.488	115.888	141.288
0.593750		19/32					15.081	40.084	65.484	90.884	116.284	141.684
0.609375	39/64						15.478	40.481	65.881	91.281	116.681	142.081
0.625000				5/8			15.875	40.878	66.278	91.678	117.078	142.478
0.640625	41/64						16.272	41.275	66.675	92.075	117.475	142.875
0.656250		21/32					16.669	41.672	67.072	92.472	117.872	143.272
0.671875	43/64						17.066	42.069	67.469	92.869	118.269	143.669
0.687500			11/16				17.462	42.466	67.866	93.266	118.666	144.066
0.703125	45/64						17.859	42.862	68.262	93.662	119.062	144.462
0.718750		23/32					18.256	43.259	68.659	94.059	119.459	144.859
0.734375	47/64						18.653	43.656	69.056	94.456	119.856	145.256
0.750000					3/4		19.050	44.053	69.453	94.855	120.253	145.653
0.765625	49/64						19.447	44.450	69.850	95.250	120.650	146.050
0.781250		25/32					19.844	44.847	70.247	95.647	121.047	146.447
0.796875	51/64						20.241	45.244	70.644	96.044	121.444	146.844
0.812500			13/16				20.638	45.641	71.041	96.441	121.841	147.241
0.828125	53/64						21.034	46.038	71.438	96.838	122.238	147.638
0.843750		27/32					21.431	46.434	71.834	97.234	122.634	148.034
0.859375	55/64						21.828	46.831	72.231	97.631	123.031	148.431
0.875000				7/8			22.225	47.228	72.628	98.028	123.428	148.828
0.890625	57/64						22.622	47.625	73.025	98.425	123.825	149.225
0.906250		29/32					23.019	48.022	73.422	98.822	124.222	149.622
0.921875	59/64						23.416	48.419	73.819	99.219	124.619	150.019
0.937500			15/16				23.812	48.816	74.216	99.616	125.016	150.416
0.953125	61/64						24.209	49.212	74.612	100.012	125.412	150.812
0.968750		31/32					24.606	49.609	75.009	101.409	126.809	152.209
0.984375	63/64						25.003	50.000	75.406	101.806	127.206	152.606
							25.400	50.403	75.803	102.203	127.603	153.003

Conditions of trading

PREMISE

C.M.T. products are the result of technological innovation achieved through continuous research applied on a vast scale. Drawings, technical data, photos of the products and packaging are supplied for the sole purpose of informing the customer and are not binding in any manner. **C.M.T.** may undertake, when necessary, modifications and improvements without applying these innovations to the parts already supplied. The operational tolerances conform to technical standards that are acceptable for this range of tools.

ACCEPTANCE OF THE CONTRACT

All orders for our products are meant to be accepted at the price and sale conditions that are legally in force at the date of delivery. Every order will be treated and supplied according to the following general sale conditions. By placing an order or accepting an offer, the customer accepts, without any reservations, all conditions expressly mentioned hereafter. Any other derogation will only be accepted upon written consent by **C.M.T.** All other cases not contained within these conditions will fall under the Italian Civil Code. Offers and order confirmations will be processed according to stock availability. Any order, even those taken by our representative agents, will be subject to our acceptance, which could also be a partial one. We will notify the acceptance of any order by an order confirmation in which we will indicate all details pertaining to the items purchased, their price and expected delivery date. Therefore, we will not be able to accept any modification after three working days from the date of receipt.

MINIMUM AMOUNT ACCEPTABLE

C.M.T. will only be able to accept and process orders for a minimum net amount of € 100,00. In case of acceptance of the order, we will add € 15,00 for shipping and handling.

PRICES

The prices stated in **C.M.T.'s** quotation and price lists are gross and are intended to be "ex-works". Prices and VAT will be those in force at the date of shipping. To the best of our knowledge, the prices indicated in our catalogues, price lists and order confirmations are correct. However, **C.M.T.** cannot be held legally liable for reserving the right to change prices without notification in line with the manufacturer's cost increases.

DELIVERY

Delivery dates in the order confirmation are given as an indication of the estimated delivery time. They have to be considered as reliable only in case of normal operating conditions, and there shall be no liability on the part of the Seller for any failure to deliver due to causes beyond the Seller's control. **C.M.T.** will also not be able to accept any cancellation of existing orders which were not delivered in time due to external impediments. Standard products will be shipped within five working days from receipt of the order.

SHIPPING AND HANDLING

The packing of our products will be charged on the final invoice, while shipping is "ex-works" from our factory at Chiusa di Ginestreto (Pesaro). All products supplied by **C.M.T.** travel at the customer's own risk. **C.M.T.** retains the right to charge freight costs on the invoice in case of value under the minimum amount acceptable of €100,00. **C.M.T.** will not be held responsible for any damage, theft or tampering that might occur during transport, and for which the forwarder will be legally liable according to article 1693 of the Civil Code. The customer, for his part, will have to check the goods at the moment of receipt and, in case any anomaly or damage is found, he will have to apply for a refund to be addressed to the forwarder.

PAYMENT

Cash payments can only be accepted for purchases done directly at the **C.M.T.** factory located in Chiusa di Ginestreto (Pesaro) in accordance with article 1182, sub-section 3 of the Civil Code, or upon delivery of the goods provided there is a written agreement between the parties. Deferred methods of payment will have to be previously agreed with the Seller. In this case, if one or more instalments are not paid, the agreement will automatically expire according to article 1186 of the Civil Code. A delay in payment, even partial, will automatically incur interest in the amount of an extra 5% to be charged to the customer's account. In case of non payment, **C.M.T.** reserves the right to suspend any further supply of its products.

WARRANTY

All professional tools by **C.M.T.** are manufactured according to high standards of technology and are therefore warranted against any possible defect. This warranty does not cover damage or tampering which can be ascribed to inappropriate use. It is also not applicable for tools that have been re-sharpened. This warranty does not cover the possible injuries resulting from inappropriate use of defective tools. **C.M.T.** will repair or replace any goods which the buyer shall prove to have been defective in material or workmanship upon analysis by its technical department. Any complaint must be communicated within fifteen days from receipt of the goods together with a written form in which the customer provides a detailed description of the defect. Any return of tools will only be accepted upon authorisation by **C.M.T.** and the freight will be at the customer's own expense.

OWNERSHIP RIGHTS

All rights are reserved in accordance with Italian law and with international agreements, and the whole or any part of this catalogue may not be reproduced in any way or form.

PLACE OF JURISDICTION


For any legal matter the place of jurisdiction is Pesaro. All contracts, even those made with foreign Buyers or for goods to be sent abroad, are regulated by Italian legislation.

Explanation of symbol


HV10 Hardness
Vickers 10kg (HV10)


N/mm² Transverse rupture strength
(expressed in N/mm²)


 Tungsten carbide tipped


 Solid tungsten carbide


 Insert carbide

 Alloyed tools steel


 High speed steel


 High performance steel

 High carbon steel


 High-alloyed tool steel

 Bimetal

 TiN coated bimetal with 8% cobalt teeth

 Cermet Carbide


 Carbide grit


 Polycrystalline diamond


 Polycrystalline diamond

 Diamond grit


 Tool with bearing


 One cutting edge HW

 Two cutting edges HW

 Three cutting edges HW


 Four cutting edges HW


 One HW + one cutting edges HW

 Two HW + two cutting edges HW

 Three HW + three cutting edges HW

 Four HW + four cutting edges HW


 Two HW + one cutting edges HW


 Three cutting edges HW with chipbreaker


 One spur

 Two spur

 Four spur


 Right-hand rotation

 Left-hand rotation


 Right-hand & Left-hand rotation

 Antikick-back

 Radial relief


 Tool with plunging capacity

 Axial angle

 Mechanical feed


 Manual feed


 Flush Trimming

 Grooving, sizing


 Rebating


 Slooting


 Spiral boring

 Avoid axial plunging

 Plastic box for cutter head

 Plastic carry case for saw blades

 Clamshell carry case for saw blades


 Cardboard box for saw blades

 ORANGE CHROME


 High-Density Carbide

 XTREME
High performance tool

 Non-Stick Orange Shield Coating


 Shear Angle Grind

 Saw blade with dampening slots with fill


 Saw blade with dampening slots without fill

 Not for hand held use for router table only


 Warning

 Warning! Flammable material!


 Wear safety shoes

 Wear five finger gloves

 Wear safety glasses

 Wear ear protection

 Wear dust mask

 Wear safety helmet



C.M.T. UTENSILI S.p.A.

Via della Meccanica
61122 Pesaro - Fraz. Chiusa di Ginestreto - Italia

Tel. #39 0721 48571
Fax #39 0721 481021
e-mail info@cmtorangetools.com

www.cmtorangetools.com

